


PRACTICAL  
WIRELESS

# PW



**SATELLITES MEAN BUSINESS  
FOR INTERNATIONAL  
COMMERCE AND WORLD-WIDE  
AMATEUR RADIO**



APRIL 1990  
£1.60

ISSN 0141-0857



9 770141 085006

**BUILD - AN INEXPENSIVE PRODUCT DETECTOR**

**REVIEWS - STANDARD C528 HAND-HELD TRANSCEIVER  
PALOMAR SWR & POWER METER**

**PLUS  
BACKSCATTER - RADIO DIARY - COMPETITION  
AND A GREAT DEAL MORE INSIDE YOUR NEW STYLE,  
BRIGHTER PRACTICAL WIRELESS**



THE NEW

# FT-1000

FOR DYNAMIC DX

YAESU

The FT-1000 is a new top of the range all mode h.f. transceiver that is the result of more than 25,000 hours of intensive research by Yaesu's top design engineers. They have adopted a completely new approach to the application of digital and RF technology. The extensive use of surface mounted components has allowed six microprocessors and five Direct Digital Synthesisers to be integrated with a simple to use operator interface to give a highly reliable full featured transceiver that has been optimised for serious h.f. applications. Please write or call SMC or your local authorised Yaesu dealer for the full specifications of this dynamic new transceiver and discover how you can open up the bands.



## YAESU

UK Sole Distributor

*South Midlands Communications Ltd*  
S.M. House, School Close,  
Chandlers Ford Industrial Estate,  
Eastleigh, Hants SO5 3BY  
Tel: (0703) 255111

Prices and specifications are subject to change without notice

YAESU



APRIL 1990  
(ON SALE MARCH 8)  
VOL. 66  
NO. 4  
ISSUE 997

**Editor**  
Rob Mannion G3XFD  
**Assistant Editor**  
Dick Ganderton C.Eng MIEE G8VHF  
**Art Editor**  
Steve Hunt  
**Technical Features Editor**  
Elaine Richards G4LFM  
**Technical Projects Sub-Editor**  
NG ("Tex") Swann G1TEX  
**Technical Artist**  
Rob Mackie  
**Editorial Assistant**  
Sharon George  
**Administration Manager**  
Kathy Moore  
**Accounts Manager**  
Alan Burgess  
**Clerical Assistant**  
Rachel Parkes

**Advertisement Manager**  
Roger Hall G4TNT  
PO Box 948  
London SW6 2DS  
☎ 01-731 6222  
Cellphone 0860 511382  
FAX 01-384 1031

**Advert Copy and Make-up**  
(Poole Office)  
Marcia Brogan  
☎ Poole (0202) 676033  
FAX Poole (0202) 666244

**Editorial and Advertisement**  
**Offices:**  
Practical Wireless  
Enefco House  
The Quay  
Poole  
Dorset BH15 1PP  
☎ Poole (0202) 678558  
(Out-of-hours service by  
answering machine)  
FAX Poole (0202) 666244  
Prestel 202671191

# Contents

## April 1990

- 15 Competition Corner**
- 19 ★ Discount Vouchers ★**
- 22 Satellites Mean Business!**  
*W.D. Higgins*
- 23 Amateur Satellites - Our Business!**  
*Pat Gowen G3IOR*
- 30 An Inexpensive Product Detector for SSB or CW**  
*Adrian Knott G6KSN*
- 33 PW Review**  
**The Standard C528 144/430MHz FM Handy Transceiver**  
*Richard Ayley G6AKG*
- 37 Receiver Front-end Limitations**  
*Gordon J King IEeng*  
*AMIERE G4VFF*
- 43 PW Badger Cub Part 2**  
*Mike Rowe G8JVE*
- 49 What is Propagation?**  
*Ron Ham*
- 50 Stabberies Not Included**  
*Peter Rouse GU1DKD*
- 54 The Windom Revisited**  
*Dick Pascoe G0BPS*
- 56 Radio Diary**
- 57 Ten Spot**  
*John Petters G3YPZ*
- 58 PW Review**  
**Palomar M-827 SWR & Power Meter**  
*Mike Richards G4WNC*
- 61 Backscatter**

### Regular Features

- 83 Advert Index
- 84 Book Service
- 16 News Desk 90
- 57 On the Air
- 59 PCB Service
- 13 Keylines
- 19 Services
- 81 Wanna Swap
- 41 Wireless-Line
- 14 Receiving You



**22**  
Cover and article photographs courtesy  
of British Telecom International



# NEVADA

introduce the world's

**FIRST**

## 1000 CHANNEL PROGRAMMABLE SCANNER

the

## Fairmate HP100E

*packed full of the latest features*

- 15 - 600MHz and 830 - 1300 MHz frequency coverage
- An incredible 1000 channel memory capacity
- 10 independent search bands
- A fast 40 channel per second search speed
- User-selectable search steps from 5KHz to 995KHz
- Modes - AM, FM and new Wideband FM for commercial reception
- Selectable 10dB attenuator
- Keypad and rotary tune controls

Each Fairmate 100E comes complete with:

- Full set of high capacity Ni-Cads
- Two antennas (one VHF, one UHF)
- Carry case
- Shoulder strap
- Belt clip
- DC cable
- Earpiece for private listening

**FAIRMATE ARE  
MANUFACTURERS OF MANY  
POPULAR AOR BRAND RADIOS!**

Send £2  
for our latest Catalogue  
packed full of information  
on Scanners, Amateur & CB Radio

use your credit card for same day despatch

**HOTLINE: 0705 662145** FAX: 0705 690626

*All this for  
under £300*



**NEVADA**  
COMMUNICATIONS

NEVADA COMMUNICATIONS 189 LONDON ROAD NORTH END PORTSMOUTH PO2 9AE



**MICRONTA**

# High Technology Test Equipment

## 30-Range Digital Multimeter

**£69<sup>95</sup>**

Features front-panel socket for transistor and capacitor tests. Low battery indicator, diode check function and continuity sounder. Measures to 1000 VDC, 750 VAC, 10 amps AC/DC current, 20 megohms resistance. 20  $\mu$ F capacitance and transistor gain. Requires 9v battery. 22-194



## Probe Style Autoranging Multimeter

**£29<sup>95</sup>**



Data hold function enables you to freeze the display and to remove it from the circuit for more convenient reading.

Measures to 400 volts AC/DC and resistance in K-ohms up to 2 megohms.

Includes 2 button batteries. Overload protected. With carrying case ..... 22-165

## Regulated Power Supply

**£59<sup>95</sup>**



13.8 VDC Regulated Supply.

Ideal for use with HAM transceivers. 5A continuous. 12A intermittent. 15A surge. 240 VAC, 50 Hz.

Fused ..... 22-7001

**Tandy**®

**For The Best In  
High Quality Electronics**

Over 400 Tandy Stores And Dealerships Nationwide.  
See Yellow Pages For Address Of Store Nearest You.

InterTAN U.K. Ltd., Tandy Centre, Leamore Lane,  
Walsall, West Midlands, WS2 7PS. Tel: 0922 710000



# ICOM



See us at  
Pickett's Lock  
Stand T.  
South Hall.  
Bring your QSL Card  
with you to enter  
our FREE Prize  
Draw.

Photograph shows IC-24ET life-size.

## IC-24ET DUAL BAND FM HANDPORTABLE COMPACT, DUAL BAND, AND MULTI-FUNCTIONAL

**The demands from discerning Radio Amateurs throughout the world increase as technology breaks new barriers.**

ICOM's answer to these demands is the new IC-24ET. One of the most compact dual band transceivers in the world. Designed to fit easily and comfortably in your hand, the transceiver weighs only 340g, and measures just 52(w) x 136.5(h) x 24.5(d) mm.

The IC-24ET is so lightweight but has many features not found in larger bulkier handportables. Make telephone-style calls by using the crossband duplex function, simultaneous transmitting on the 144MHz band receiving on the 430MHz band and vice versa.

Enjoy operating with the many other features which are easily activated via the convenient key-board. Frequency setting, Band selection, Memories, simplex/duplex scan functions, priority watch clock/timer and many other settings.

By connecting a 13.8v D.C. supply to the transceiver directly a full 5W of output power is available on both bands. A reduced power output occurs when operating with the supplied BP-82 nicad battery pack.

A dual band function display shows operating band frequencies with a lighting function for night operation. The power saver circuit ensures lower current drain during standby conditions and can be programmed without internal modifications.

### Options and Accessories:

- BA-TI** Bottom cap
- BC-72E** Desktop charger
- CP-12** Cigarette lighter cable
- HM-46** Speaker/Microphone
- HS-51** Headset
- MB-30** Mounting bracket
- UT-50** Tone squelch (C.T.C.S.S.)

A variety of battery packs and carry cases are also available to suit your operating needs.


For more detailed information on the IC-24ET contact your nearest ICOM stockist.

**Icom (UK) Ltd.**

Dept PW, Sea Street, Herne Bay, Kent CT6 8LD. Tel: 0227 363859. 24 Hour. Fax: 0227 360155.

**Visa & Mastercards:** Telephone orders taken by mail order, instant credit & interest-free HP.

Despatch on same day whenever possible.





# Count on us!

## IC-726 HF/50MHz ALL MODE TRANSCEIVER HOT ACTION ON THE HF AND 50MHz BANDS

Now that the HF and 50MHz bands enter a period of intensity, conditions for long distance communications have never been better.



The new ICOM IC-726 is a compact, easy to use transceiver which covers the amateur bands from 1.8 to 50MHz. It can be used in your home, car and in portable locations on SSB, CW, AM and FM modes.

With minimal switches and controls enjoy uncomplicated operating for beginners or veterans alike. And ICOM have incorporated their superior DDS (Direct Digital Synthesizer) system, a feature that enhances PLL lock up times. The same feature is built into ICOM's state-of-the-art IC-781 advanced H.F. Transceiver.

Other features include a general coverage receiver, dual VFO's, band stacking registers, attenuator, pre-amp, noise blanker, RIT, memories and much more. R.F. output is 100W on the H.F. band and 10W on 50MHz band from separate antenna sockets.

An optional AH-3 H.F. Automatic Tuner will allow you to operate on the H.F. bands in any location. Just push the tuner switch on the IC-726 and the tuner automatically adjusts for a minimum VSWR. The tuner can match a 12M longwire across the 160-10M bands. Use the weather resistant AH-3

in your car (with AH-2b mount and whip) boat, at home or in the field.

### Options and Accessories:

|                |                               |
|----------------|-------------------------------|
| <b>AH-3</b>    | H.F. Automatic tuner          |
| <b>AT-150</b>  | A.F. Automatic matching tuner |
| <b>PS-55</b>   | AC power supply               |
| <b>CR-64</b>   | High stability crystal        |
| <b>FL-100</b>  | CW narrow filter 500Hz        |
| <b>FL-101</b>  | CW narrow filter 250Hz        |
| <b>SM6/SM8</b> | Desk microphones              |
| <b>SP7</b>     | External loudspeaker          |

### Icom (UK) Ltd.

Dept PW, Sea Street, Herne Bay, Kent CT6 8LD. Tel: 0227 363859. 24 Hour. Fax: 0227 360155.

**Visa & Mastercards:** Telephone orders taken by mail order, instant credit & interest-free HP.

Despatch on same day whenever possible.





**SMC****South Midlands Co**

SCHOOL CLOSE, CHANDLERS FORD IND. EST., EASTLEIGH, HA

**FREE FINANCE — BUY NOW SAVE MONEY****SCANNERS****SCANNERS****SCANNERS****YUPITERU**

These are the latest wideband scanners to hit the market and are already proving very popular. With very wide coverage 25-1300MHz (except 550-800MHz) and a host of operating features they are proving to be the 'ones to beat'.

MVT 5000 Handheld Scanner £299.00 inc. VAT  
MVT 6000 Mobile Scanner £345.00 inc. VAT

**YAESU**


Yaesu receivers and scanners are designed and built to the highest specifications with meticulous attention to detail. This is borne out by the popularity of these two units, the FRG 9600 VHF/UHF scanner and the FRG 8900 HF receiver.

FRG 8800 0.15-30MHz Receiver £849.00  
FRY 8800 118-174MHz VHF Converter £100.00  
FRG 9600 60-950MHz Scanner £509.00  
FRG 9600 60-950MHz Scanner £499.00  
FC 9650X 0.15-30MHz HF Converter £88.00  
FC 1300 800-1300MHz UHF Converter £119.00

**OTHER MAKES**

The following scanners and receivers are normally available from stock (except R9000) and fully complement the rest of the range.

UNIDEN 200XLT Handheld Scanner £ 229.00  
JRC NR0525 HF Receiver £1095.00  
ICOM R9000 HF/VHF/UHF Receiver £3995.00  
ICOM R7000 VHF/UHF Receiver £ 969.00  
ICOM R71E HF Receiver £ 855.00  
AOR AR2002 VHF/UHF Scanner £ 487.29

**SONY RECEIVERS**

SMC are pleased to be able to offer the SONY range of Multiband Receivers. They feature all the latest technology allowing unequalled coverage of both broadcast and shortwave bands, yet remaining both compact and easy to use. All the models illustrated cover VHF broadcast, SW broadcast and some SW or Air bands (only on certain models).

ICFPR80 £299.00 ICF-SW1E £149.95  
ICF200ID £299.00 ICF-7600DS £159.00  
AIR7 £229.00

**SALE SPECIALS**

REGENCY MX850E AM/FM 60-89, 118-136, 140-174 & 406-495MHz £179.00  
VHF HANDY (RX40) FM 141-179.99MHz £ 99.00  
SKYVOICE AIRHANDY (KE3000) AM 118-136MHz £129.00  
Carriage £2.50 extra

**THE NEW FT1000****ADDITIONAL FEATURES**

Other features include adjustable IF width, IF shift, IF notch and APF controls. AGC presentable for fast, medium and slow + defeat, on/off selectable, preamp + adjustable attenuator -6dB, -12dB, -18dB, Adjustable — mic gain, RF power o/p, processor and drive controls. Built in electronic keyer with adjustable speed control. Twin independent frequency displays with mode indication + much more.

**BRIEF SPECIFICATIONS**

- ★ General Coverage Receiver 100kHz-30MHz
- ★ Ham bands TX 160-10m
- ★ Modes CW, USB, LSB, AM, FM, RTTY and PACKET
- ★ VFO steps 10Hz CW, SSB, RTTY, 100Hz AM, FM, PKT
- ★ Auto antenna impedance range 16.7 to 150 ohms
- ★ Selectable receiver band widths 2.4KHz, 2KHz, 500Hz, 250Hz
- ★ Dual band receiver tuning and monitoring with balance control
- ★ Power output up to 200 watts P.E.P. 50W AM
- ★ Sensitivity preamp on SSB/CW 0.25 micro volts 10dB S/N
- ★ D.D.S. Direct Digital Synthesiser
- ★ Dual selectable noise blankers with adjustable threshold
- ★ Frequency stability ± 20ppm (0 to +50°C) ± 200Hz F3 ± 0.5ppm (0 to +60°C), ± 150Hz, F3 with TXCO-1 fitted
- ★ 99 memories

**LEEDS**  
SMC (Northern)  
Nowell Lane  
Industrial Estate  
Leeds LS9 6JE  
Leeds (0532) 350606  
9-5.30 Mon-Sat  
Closed Sat afternoon

**CHESTERFIELD**  
SMC (Midlands)  
102 High Street  
New Whittington  
Chesterfield  
Chest. (0246) 453340  
9.30-5.30 Tues-Sat

**JERSEY**  
SMC (Jersey)  
1 Belmont Gardens  
St. Helier, Jersey  
Jersey (0534) 77067  
9-5 pm Mon-Sat  
Closed Wed

**BIRMINGHAM**  
SMC (Birmingham)  
504 Alum Rock Road  
Alum Rock  
Birmingham B8 3HX  
(021-327) 1497/6313  
9.00-5.00 Tues-Fri  
9.00-4.00 Sat

**AXMINSTER**  
Reg Ward & Co Ltd  
1 Western Parade  
West Street  
Axminster  
Devon EX13 5NY  
Axminster (0297) 34918  
9-5.20 Tues-Sat



**SOUTHAMPTON SHOWROOM** open 9.00-5.00 Monday to Friday, 9.00-1.00 Saturday. Service Dept open Mon-Fri 9.00-5.00.  
SOUTH WALES AGENT: John Doyle, Transworld Comms, Neath (0639) 632374 Day (0639) 642942 Eve. Closed Thursday.




# Communications Ltd. — YAESU

ITS. S05 3BY TEL: 0703 255111 FAX: 0703 263507 TLX: 477351

## — 0% INTEREST SUBJECT TO STATUS PERFECT PORTABLES

What could Yaesu engineers do to improve on the hugely popular FTx90R series? The answer was easy, they designed and built the FTx90R2 series. The FT x 90R2 series of transceivers provide high performance and a 2.5W output, when used with 'C' cells or nicads, ideal for serious portable operators, or when combined with matching linears, an easy to use compact multimode mobile or base station.

What more could you ask from a transceiver?



|         |         |
|---------|---------|
| FT290R2 | £429.00 |
| FT690R2 | £429.00 |
| FT790R2 | £499.00 |

ALL THE ABOVE ARE SUPPLIED WITH FBA8, MH10E8 AND STRAP AS STANDARD.

### OPTIONS INCLUDE

|                        |         |
|------------------------|---------|
| FL2025 2m 25W LINEAR   | £115.00 |
| FL6020 6m 10W LINEAR   | £109.00 |
| FL7025 70cm 25W LINEAR | £139.00 |
| FBA8 EMPTY CELL CASE   | £27.00  |
| MMB31 MOBILE BRACKET   | £17.50  |
| CSC19 VINYL CASE       | £8.50   |
| NC26C NICAD CHARGER    | £11.50  |
| FTS7 CTCSS UNIT        | £40.00  |

## LIGHT IN THE HAND AND ON THE WALLET

The newest range of handhelds from Yaesu have all the very best in current electronic circuit technology combined with outstanding ergonomic design to produce a powerful yet extremely compact family of radios. The cases have rubber gasket seals around all the external controls and connectors to keep out dust, rain or spray and are fully compatible with all the existing FT23R accessories.

Top of the range must be the amazing FT470 Dualbander with a full 5W RF output on both 2m and 70cm (with FNB12). Dual independent IF circuits allow simultaneous reception on both bands with an audio balance control. Forty-two memories, 4 VFOs, 20 button keypad, defeatable Automatic Power Off and Power Saver are just a few of the functions available at the touch of a button.

Next in line are the FT411 and FT811, single band 2m or 70cm transceivers. Up to a full 5W RF output is available (with FNB 12). A 16 button keypad gives access to all the comprehensive user functions including forty-nine memories, dual VFOs, defeatable Automatic Power Off and Power Saver to name but a few.



### SMC NORTHERN (LEEDS) CLOSED SATURDAY AFTERNOONS

#### \*FREE FINANCE ON SELECTED ITEMS

On many regular priced items SMC offers Free Finance (on invoice balances over £120) 20% down and the balance over 6 months or 50% down and the balance over a year. You pay no more than the cash price!

Details of eligible items available on request

\*Subject to status.

#### Free interlink delivery on major equipment

Small items, Plugs, Sockets, etc by post £1.75. Antennas, cables, Wires & larger items. Lynx up to £5. Interlink delivery available, upon request for items other than radios from £7.30 depending on weight. Same day despatch whenever possible.

#### YAESU DISTRIBUTOR WARRANTY

Importer warranty on Yaesu Musen products. Ably staffed and equipped Service Department. Daily contact with the Yaesu, Musen-factory. Tens of thousands of spares and test equipment.

PRICES & AVAILABILITY SUBJECT TO CHANGE WITHOUT PRIOR NOTICE



## COMET & HOKUSHIN ANTENNAS

New from Hokushin, an exciting range of high performance antennas, the WX1 has been a best seller for some time now, available are its bigger brothers the WX2 and WX4. Both are multi section 2m/70cm colinears and the mechanical construction the best we have seen yet. On the mobile front a new mini dual band mobile, the HS-727SS, very similar to the Comet CHL21J, and tests with our network analyser confirm its compatibility with our existing range of gutter and mag mounts. Also available a low profile hatchback mount and cable, the SS-B1, two new dual band antennas, the very slim VM-720SKR and the compact HS-727VMS. Both are suitable replacements for the 70N2M. For the HF enthusiasts a compact 10m HB9CV dual driven element antenna that is extremely light and very cleverly constructed.

| WX2          | WX4             | HS-727SS       | 28HS-2HB            |
|--------------|-----------------|----------------|---------------------|
| VHF/UHF Base | VHF/UHF Base    | VHF/UHF Mobile | 10m 2 ele HB9CV     |
| 144/432MHz   | 144/432MHz      | 144/432 mini   | Dual driven element |
| 6/8dB gain   | 7.8/10.8dB gain | 1/4 5/8 wave   | 6dBi gain           |
| 200W max     | 200W max        | 100W max       | 500W PEP max        |
| £75.00       | £99.00          | £16.95         | £65.00              |

### MOBILE ANTENNAS

|      |                              |        |
|------|------------------------------|--------|
| 2QW  | 2m 1/2 wave.....             | £4.95  |
| 2NE  | 2m 5/8 wave folding.....     | £13.25 |
| 78B  | 2m 7/8 wave.....             | £15.00 |
| 78F  | 2m 7/8 wave folding.....     | £21.50 |
| 88F  | 2m 8/8 wave.....             | £24.10 |
| 258  | 70cm 2 x 5/8.....            | £29.37 |
| 358  | 70cm 3 x 5/8.....            | £33.73 |
| 268E | 70cm 2 section colinear..... | £32.80 |

### DUAL BAND MOBILE

|           |                                 |        |
|-----------|---------------------------------|--------|
| CHL21J    | Mini dual band mobile.....      | £14.95 |
| CHL23J    | Small dual band mobile.....     | £16.90 |
| CA2X4KG   | 2m 2 x 5/8 70cm 4 x 5/8.....    | £39.95 |
| 70N2DX    | 2m 6/8 70cm 3 x 5/8.....        | £37.75 |
| HS-727SS  | Dual band mini antenna NEW..... | £16.95 |
| HS-727VMS | 2m 1/2 70cm 2 x 5/8 NEW.....    | £25.95 |
| VM-720SKR | 2m 1/2 70cm 2 x 5/8 NEW.....    | £24.95 |

### DUAL BAND BASE ANTENNAS

|          |                                       |        |
|----------|---------------------------------------|--------|
| WX1      | 2m/70cm colinear.....                 | £54.99 |
| WX2      | 2m/70cm colinear.....                 | £75.00 |
| WX4      | 2m/70cm colinear, high gain.....      | £99.00 |
| CA2X4WX  | 2m/70cm colinear.....                 | £79.00 |
| CA2X4MAX | 2m/70cm colinear, high gain.....      | £99.95 |
| CF416MN  | Duplexer 1.3-500/400-540MHz.....      | £25.50 |
| HS790DN  | Duplexer Vess 1.6-150/410-460MHz..... | £25.50 |

### ANTENNA MOUNTS

|        |                                       |        |
|--------|---------------------------------------|--------|
| GCCA   | Gutter mount and cable.....           | £14.25 |
| HDTMCA | S/S trunk mount and cable.....        | £19.50 |
| SOMM   | Mag mount and cable.....              | £12.75 |
| TBR    | S/S hatch back mount NEW.....         | £11.25 |
| RS17   | Mini hatch back mount NEW.....        | £12.50 |
| RS16   | Mini gutter mount NEW.....            | £12.50 |
| SS-B1  | Mini back mount & cable NEW.....      | £26.50 |
| CK-3LX | Cable assembly for RS16, 17, TBR..... | £19.95 |


CARRIAGE BASE ANTENNA £7.50, MOBILE ANTENNAS £4.00, CABLES AND MOUNTS £3.50

NEW  
FROM  
CREATE

## ROTATORS

The RCS Series of rotators from Creative Design are built to meet the exacting standards required by both professional and amateur users. A range of methods is available designed to cater for medium to large shed antennas. All the rotators are manufactured with high quality components allowing continued and reliable operation.

|                      |         |
|----------------------|---------|
| RCS-1                | £219.00 |
| RCSA-3               | £425.00 |
| RCSB-3               | £675.00 |
| CK-46 Rotary bearing | £34.95  |




## 6M BEAMS

New from Creative Designs are a range of 6M beams, the CL6DX 6 element, CL6DXX 7 element and CL6DXZ 8 element.


All these antennas are the result of long and continued research to achieve the best possible performance whilst remaining both cost effective and extremely robust.

|                      |         |
|----------------------|---------|
| CL6DX 5 ele 13dB*    | £115.00 |
| CL6DXX 7 ele 14.3dB* | £168.99 |
| CL6DXZ 8 ele 14.5dB* | £225.00 |

\*Manufacturers figures



## ROTATORS



Superb engineering standards combined with pin sharp setting accuracy means new technology from Yaesu create Kenpro Hygain.

### ROTATORS

|           |                                      |         |
|-----------|--------------------------------------|---------|
| AR200XL   | OFFSET TYPE 3 WIRE.....              | £38.50  |
| G-250     | BELL TYPE TWIST/SWITCH CONTROL.....  | £78.00  |
| G-400     | BELL TYPE METER CONTROLLER.....      | £139.00 |
| G-400RC   | BELL TYPE ROUND CONTROLLER.....      | £169.00 |
| G-600RC   | BELL TYPE ROUND CONTROLLER.....      | £219.00 |
| CD45      | BELL TYPE METER CONTROLLER.....      | £218.90 |
| HAM1V     | BELL TYPE METER CONTROLLER.....      | £327.00 |
| T2X       | BELL TYPE METER CONTROLLER.....      | £499.00 |
| G-800SDX  | BELL TYPE 450 DEG VAR. SPD.....      | £325.00 |
| G-1000SDX | BELL TYPE 450 DEG VAR. SPEED.....    | £368.00 |
| G-2000RC  | BELL TYPE ROUND CONTROLLER.....      | £445.00 |
| KRS60     | ELEVATION METER CONTROLLER.....      | £149.95 |
| KRS400    | AZIMUTH/ELEV DUAL CONTROL.....       | £279.00 |
| RCS-1     | BELL TYPE ROUND CONTROLLER.....      | £219.00 |
| RCSA-3    | BELL TYPE VAR. SPEED AND PRESET..... | £425.00 |
| RCSB-3    | BELL TYPE VAR. SPEED AND PRESET..... | £675.00 |

### ROTATOR HARDWARE

|         |                                      |        |
|---------|--------------------------------------|--------|
| AR200AB | ALIGNMENT BEARING AR200XL.....       | £17.50 |
| KSS05   | ROTARY BEARING 1 1/2" MAST.....      | £19.95 |
| GS-065  | ROTARY BEARING 2" MAST.....          | £29.95 |
| GC-038  | LOWER MAST CLAMP G-400, 600 etc..... | £16.95 |
| 9523    | CHANNEL MASTER BEARING.....          | £19.95 |
| CK46    | ROTARY BEARING 1.5-2.5 MAST.....     | £34.95 |
| MC1     | LOWER MAST CLAMP RCS SERIES.....     | £25.00 |

### ROTATOR CONTROL CABLE

|      |  |       |
|------|--|-------|
| RCSW | 5 WAY G-400RC, 800, 1000SDX PER MTR.....       | £0.48 |
| RC6W | 6 WAY G-250, 400, 600, RC KRS60 PER MTR.....   | £0.66 |
| RC8W | 8 WAY HAM1V, T2X 2000RC RC SERIES PER MTR..... | £0.72 |

CARRIAGE: ROTATORS FREE, ROTATOR HARDWARE £2.85, ROTATOR CABLE £3.50 UP TO OVER 20 MTS, OVER 20 MTS £5.00.

## STRUMECH VERSATOWER



### MINITOWER 10M10 Series

|           |                            |         |
|-----------|----------------------------|---------|
| 10M10P30  | 30FT POST MOUNT.....       | £530.76 |
| 10M10BP30 | 30FT BASE PLATE MOUNT..... | £562.11 |
| 10M10FB30 | 30FT FIXED BASE MOUNT..... | £522.48 |

### STANDARD 13M20 SERIES

|           |                            |          |
|-----------|----------------------------|----------|
| 13M20P25  | 25FT POST MOUNT.....       | £458.85  |
| 13M20P40  | 40FT POST MOUNT.....       | £646.30  |
| 13M20P60  | 60FT POST MOUNT.....       | £761.30  |
| 13M20FB25 | 25FT FIXED BASE MOUNT..... | £317.40  |
| 13M20FB40 | 40FT FIXED BASE MOUNT..... | £481.85  |
| 13M20FB60 | 60FT FIXED BASE MOUNT..... | £596.85  |
| 13M20BP25 | 25FT BASE PLATE MOUNT..... | £541.65  |
| 13M20BP40 | 40FT BASE PLATE MOUNT..... | £750.95  |
| 13M20BP60 | 60FT BASE PLATE MOUNT..... | £945.25  |
| 13M20M25  | 25FT MOBILE TOWER.....     | £2179.25 |
| 13M20M40  | 40FT MOBILE TOWER.....     | £2387.40 |
| 13M20M60  | 60FT MOBILE TOWER.....     | £2557.60 |


### HEAVY DUTY 16M20 SERIES

|           |                            |          |
|-----------|----------------------------|----------|
| 16M20P40  | 40FT POST MOUNT.....       | £902.70  |
| 16M20P60  | 60FT POST MOUNT.....       | £910.80  |
| 16M20P80  | 80FT POST MOUNT.....       | £1426.00 |
| 16M20FB40 | 40FT FIXED BASE MOUNT..... | £644.00  |
| 16M20FB60 | 60FT FIXED BASE MOUNT..... | £763.60  |
| 16M20FB80 | 80FT FIXED BASE MOUNT..... | £1219.00 |
| 16M20BP40 | 40FT BASE PLATE MOUNT..... | £851.00  |
| 16M20BP60 | 60FT BASE PLATE MOUNT..... | £952.20  |
| 16M20BP80 | 80FT BASE PLATE MOUNT..... | £1530.65 |
| 16M20M40  | 40FT MOBILE TOWER.....     | £2847.40 |
| 16M20M60  | 60FT MOBILE TOWER.....     | £2967.00 |
| 16M20M80  | 80FT MOBILE TOWER.....     | £3680.00 |

ALL TOWERS EXCEPT MOBILES ARE AVAILABLE FROM STOCK. 10M10 SERIES SUPPLIED WITH STANDARD WINCHES. 13M20 & 16M20 SERIES ALL SUPPLIED WITH AUTO BRAKE WINCHES. ALL ARE SUPPLIED WITH H2R HEAD UNIT DRILLED TO TAKE GS-065 BEARING. HOLDING DOWN BOLTS FOR BP AND FB TOWERS ARE AVAILABLE AT £28.75 PER SET EXTRA.

ALTERNATIVE WINCHES AND HEAD UNITS ARE AVAILABLE AT EXTRA COST. DELIVERY IS BY QUOTATION DEPENDENT UPON DISTANCE.

## MORSE KEYS



### MORSE KEYS

|       |                                 | £      | p.p.  |
|-------|---------------------------------|--------|-------|
| HK702 | STRAIGHT KEY.....               | £42.75 | £1.75 |
| HK703 | STRAIGHT KEY.....               | £49.69 | £1.75 |
| HK704 | STRAIGHT KEY.....               | £26.35 | £1.75 |
| HK705 | STRAIGHT KEY.....               | £26.25 | £1.75 |
| HK706 | STRAIGHT KEY.....               | £28.95 | £1.75 |
| HK707 | STRAIGHT KEY.....               | £25.49 | £1.75 |
| HK708 | STRAIGHT KEY.....               | £26.45 | £1.75 |
| HK710 | STRAIGHT KEY.....               | £41.75 | £1.75 |
| HK711 | STRAIGHT KEY KNEE MOUNTING..... | £41.75 | £1.75 |
| BK100 | MECHANICAL BUG.....             | £41.45 | £2.00 |
| MK701 | SINGLE LEVER PADDLE.....        | £38.35 | £1.75 |
| MK702 | SINGLE LEVER PADDLE.....        | £41.50 | £1.75 |
| MK703 | SQUEEZE KEY.....                | £37.00 | £1.75 |
| MK704 | SQUEEZE KEY.....                | £24.99 | £1.75 |
| MK705 | SQUEEZE KEY.....                | £32.78 | £1.75 |
| MK706 | SQUEEZE KEY.....                | £35.00 | £1.75 |
| HK802 | DELUXE BRASS KEY.....           | £99.95 | £2.50 |
| HK803 | DELUXE BRASS KEY.....           | £89.95 | £2.50 |
| HK804 | DELUXE BRASS KEY.....           | £95.00 | £2.50 |

### MORSE EQUIPMENT

|            |                            |         |       |
|------------|----------------------------|---------|-------|
| KP100      | SQUEEZE KEYS.....          | £108.25 | £2.50 |
| DEWSKEYSTD | STAR MASTER KEYS.....      | £54.69  | £2.50 |
| DEWSKEY M  | STAR MASTERKEY MEMORY..... | £94.99  | £2.75 |
| D70        | MORSE TUTOR.....           | £63.40  | FOC   |

### DATA TERMINAL

|            |                              |         |     |
|------------|------------------------------|---------|-----|
| PK232/FAX  | MULTIMODE DATA TERMINAL..... | £289.95 | FOC |
| PK232/MAIL | MULTIMODE DATA TERMINAL..... | £319.95 |     |
|            | C/W Mail Drop                |         |     |

**SOUTHAMPTON (0703) 255111**  
**CHESTERFIELD (0246) 453340**  
**AXMINSTER (0297) 34918**

**LEEDS (0532) 530606**  
**BIRMINGHAM 021 327 1497**  
 For full addresses see previous page.





**SITUATED AT SOUTHERN END OF M23 — EASY ACCESS TO M25 AND SOUTH LONDON**

## RECEIVERS

|                          |      |
|--------------------------|------|
| HF225                    | £395 |
| ICR71                    | £855 |
| R2000                    | £595 |
| VC10 V.H.F. Converter    | £161 |
| FRG8800                  | £649 |
| FRV8800 V.H.F. Converter | £100 |
| R5000                    | £875 |

## HF TRANSCEIVERS

|          |       |
|----------|-------|
| TS950s   | £3199 |
| TS940s   | £1995 |
| TS440s   | £1138 |
| TS140s   | £862  |
| TS680s   | £985  |
| FT767GX  | £1599 |
| FT757GX2 | £969  |
| FT747GX  | £659  |
| IC765    | £2499 |
| IC751A   | £1500 |
| IC735    | £979  |
| IC725    | £759  |
| IC726    | £989  |

## 2M TRANSCEIVERS

|                |       |
|----------------|-------|
| TH25E          | £238  |
| TH205E         | £199  |
| TH215E         | £228  |
| TS711E         | £898  |
| TR751E         | £599  |
| TM231          | £289  |
| FT411 + FNB10  | £259  |
| FT290R II      | £429  |
| FT211RH        | £309  |
| FT212RH        | £349  |
| IC2GE          | £265  |
| IC228H         | £385  |
| IC275E Inc PSU | £1069 |
| IC2SE          | £275  |
| IC2SET         | £295  |

## 70CM TRANSCEIVERS

|          |      |
|----------|------|
| TS811E   | £908 |
| TR851E   | £899 |
| TH405E   | £245 |
| TH415E   | £268 |
| FT790Rii | £499 |
| FT711RH  | £349 |
| FT712RH  | £375 |
| IC4GE    | £299 |
| IC4SE    | £310 |
| IC48E    | £429 |

## DUAL BAND TRANSCEIVERS

|                |       |
|----------------|-------|
| TM721E         | £699  |
| TS790E         | £1495 |
| FT470R + FNB10 | £423  |
| FT736R         | £1369 |
| FT4700RH       | £675  |
| IC32E          | £399  |
| IC3210E        | £499  |
| IC2400E        | £635  |
| IC2500E        | £675  |

## SCANNING RECEIVERS

|                 |      |
|-----------------|------|
| ICR7000         | £989 |
| FRG9600M        | £509 |
| RZ1             | £465 |
| AR2002          | £487 |
| R535 Airband    | £249 |
| STANDARD AX700E | £575 |

## ANTENNA TUNER UNITS

|         |      |
|---------|------|
| FHT7700 | £59  |
| FC757AT | £349 |
| AT230   | £208 |
| AT250   | £366 |
| ICAT100 | £379 |
| MFJ941D | £105 |
| MFJ949C | £158 |

## DATONG

|                      |         |      |
|----------------------|---------|------|
| AD370 Active Antenna | £77.62  | 3.00 |
| FL3 Multimode Filter | £145.54 | 2.00 |
| D70 Morse Tutor      | £63.40  | 2.00 |
| ASP Speech Processor | £93.15  | 2.00 |

## COAXIAL SWITCHES

|                     |        |      |
|---------------------|--------|------|
| SA450 2way SO239    | £19.49 | 1.50 |
| SA450N 2way N       | £26.99 | 1.50 |
| Drae 3way SO239     | £18.69 | 1.50 |
| Drae 3way N         | £24.15 | 1.50 |
| C54 4way BNC        | £30.39 | 1.50 |
| MFJ-1701 6way SO239 | £30.72 | 1.50 |

## POWER SUPPLIES

|            |         |      |
|------------|---------|------|
| BNOS 12/5E | £74.75  | 5.00 |
| BNOS12/20E | £178.25 | 5.00 |
| DRAE 6amp  | £78.72  | 3.00 |
| DRAE 12amp | £104.71 | 5.00 |
| DRAE 24amp | £151.34 | 5.00 |

## HAND HELD RECEIVERS

|                  |         |      |
|------------------|---------|------|
| R537S Airband    | £69.00  | 2.00 |
| Sony Air 7       | £249.00 | 2.00 |
| Win108 Airband   | £175.00 | 2.00 |
| AOR AR900        | £199.00 | 2.00 |
| YUPITERU MVT5000 | £299.00 | 2.00 |

## PALOMAR ANTENNA PRODUCTS

|  |         |
|--|---------|
| Antenna Noise Bridge — Up to 100MHz              | £59.95  |
| Tuner-Tuner — Tune your ATU without transmitting | £99.95  |
| LED S.W.R. Meter — Auto SWR up to 2kW            | £124.95 |
| P.E.P.   | £23.95  |
| 9:1 Balun. For the T2FD Antenna.                 | £119.95 |

## ANTENNA RANGE

|                            |         |
|----------------------------|---------|
| J Beam 'Minimax' Tribander | £378.35 |
| J Beam TB3 MK3 Tribander   | £365.70 |
| Butternut HF6VX            | £182.85 |
| Butternut HF2v             | £142.00 |
| Cushcraft A3 Tribander     | £299.00 |
| Cushcraft 2M 15WB          | £99.00  |
| Tonna 20505 Sele 50MHz     | £50.72  |
| Tonna 20809 Sele 144MHz    | £33.12  |
| G Whip tribander 10-15-20  | £44.39  |

## MORSE KEYS

|                         |        |      |
|-------------------------|--------|------|
| Kent Morse key kits     | £33.50 | 2.50 |
| Kent Twin-paddle Kits   | £42.50 | 2.50 |
| Hi Mound MK 704         | £20.00 | 2.00 |
| Hi Mound MK 706         | £22.00 | 2.00 |
| Vibroplex original std  | £81.79 | 2.50 |
| Vibroplex Iambic std    | £77.09 | 2.50 |
| Benchcr BY2 Chrome Base | £76.97 | 2.50 |

## FILTERS

|                         |        |      |
|-------------------------|--------|------|
| AKD HPF1                | £6.75  | 1.00 |
| AKD Braid Breaker       | £6.75  | 1.00 |
| AKD Notch Filter        | £7.75  | 1.00 |
| BNOS Low pass filter 6m | £29.95 | 1.50 |
| LF30A Low pass filter   | £32.26 | 2.00 |

## ANTENNA BITS

|                                   |        |      |
|-----------------------------------|--------|------|
| Hi-Q Balun 1:1 5kW PEP.           | £13.95 | 1.00 |
| Bricom Balun 4:1 1kW              | £14.95 | 1.00 |
| Bricom 7.1MHz Epoxy Traps (pair)  | £12.65 | 1.50 |
| Self Amalgamating Tape 10m x 25mm | £4.25  | 0.75 |
| T-piece polyprop Dipole centre    | £1.60  | 0.25 |
| Small ceramic egg insulators      | £0.65  | 0.20 |
| Large ceramic egg insulators      | £0.85  | 0.20 |

## CABLES ETC.

|                                       |       |      |
|---------------------------------------|-------|------|
| URM67 low loss coax 50 ohm per metre  | £0.95 | 0.25 |
| UR76 50 ohm coax dia. 5mm per metre   | £0.35 | 0.10 |
| UR70 70 ohm coax per metre            | £0.35 | 0.10 |
| UR95 50 ohm coax dia. 2.3mm per metre | £0.40 | 0.10 |


## PALOMAR TUNER-TUNER™



**£99.95**

Do you use an antenna tuner? Then you need the new Palomar Tuner-Tuner to tune it to your operating frequency without transmitting. Just listen to the Tuner-Tuner's noise with your receiver. Adjust your tuner for a null and presto you have 1:1 SWR. It's as simple as that.

## PALOMAR SWR & POWER METER




**£124.95**

●The only meter that shows PEP output directly, accurately, instantly.

Shows power and SWR on bright red light bars. See PEP and SWR while you talk! Automatic "hands-off" SWR reading. Power ranges 20-200-2000 Watts. Works from 1-30 MHz. Power required 12-V DC.

## PALOMAR R-X NOISE BRIDGE

**£59.95**



●Learn the truth about your antenna.

The Palomar R-X Noise Bridge tells you if your antenna is resonant or not and, if it is not, whether it is too long or too short. It gives resistance and reactance readings on dipoles, inverted Vees, quads, beams, multiband trap dipoles and verticals from 1 to 100 MHz.


GOODS NORMALLY DESPATCHED WITHIN 24 HRS. — PRICES CORRECT AT TIME OF GOING TO PRESS — E&OE

**MAIL ORDER & RETAIL**

**BREDHURST ELECTRONICS LTD HIGH ST, HANDCROSS, W. SUSSEX. RH17 6BW (0444) 400786**

Open Mon-Fri 9am-5pm except Wed 9am-12.30pm. Sat 10am-4pm

## PALOMAR PREAMPLIFIER



**£149.95**

Can't hear the weak ones when conditions are bad? Receiver lacks sensitivity on 20, 15 or 10? Get the world famous Palomar preamplifier. Tunes from 160 to 6 meters. Gives 20 dB extra gain and a low noise figure to bring out those weak signals. Reduces image and spurious responses too.

An RF sensing circuit bypasses the preamplifier during transmit. The bypass handles 350 Watts.

## BALUNS SPECIAL ORDER ONLY



1:1 & 4:1  
HIGH POWER  
VERSIONS  
ALSO  
AVAILABLE

1.7-30 MHz. 350W PEP. Ratios to match 50/75/100/150/200/250/300/375/450/600/800 ohms. Specify ratio. Model PB **£23.95**



# GAREX THE ORIGINAL SCANNER SPECIALISTS

Pioneers in the UK scanner market. The Company that offers its customers the security of complete service backup. Experienced technical staff to help you make the right choice — we stock all major brands, so we don't pressurise you into buying the model we want you to have. Reliable equipment, fully tested before despatch with guaranteed factory-backed in-house maintenance if required. If we cannot service it, we don't sell it. You can trust Garex!

## SECONDHAND STALL!

Our large turnover of scanners means we always have a range of fully reconditioned and guaranteed secondhand items. Ask for list.

## LATEST MODELS

Contact us for details.

## REVCO RS-3000

### THE COMPACT SCANNER



- \* Size only 6" x 2" x 8"
- \* Covers: 26-32MHz, 60-90MHz, 118-180MHz, 380-512MHz
- \* AM & FM all bands
- \* Liquid crystal display
- \* 50 memories
- \* Scan, search, priority

£225

## AOR 2002

### THE WIDE RANGE SCANNER

- \* Covers: 25-550MHz, 800MHz-1.3GHz
- \* AM & NFM & WFM on all bands
- \* Computer interface socket
- \* 20 memories
- \* Compact size
- \* 12V dc operation
- \* Up/down step control knob



£487

## AOR 800E

### THE SMALLER HANDY-SCANNER

- \* Covers: 75-106MHz, 118-175MHz, 406-496MHz, 830-950MHz
- \* AM & NFM programmable on all bands
- \* Full scan & search functions are available
- \* 20 memories
- \* Measures only 2.5" x 5.5" x 2"
- \* Nicads, charger & BNC whip antenna included in the price



£169.50

## JIL SX-200N

### THE SUPERIOR SCANNER




- \* The choice of the professionals
- \* Proven reliability
- \* Covers: 26-88MHz, 108-180MHz, 380-514MHz
- \* AM & NFM on all bands
- \* Positive action keyboard
- \* 16 memories
- \* 12V dc & 240V ac

£325

## JIL SX-400

### THE PROFESSIONAL SCANNER



- \* Basic coverage 26-520MHz
- \* AM, NFM & WFM
- \* Expandable from 100kHz to 1.4GHz with SSB and CW
- \* Computer control options
- \* IF output terminals
- \* Specifications set by professionals

£649

## BLACK JAGUAR BJ200 Mk III

### THE VALUE FOR MONEY HAND SCANNER

- \* UK version.
- \* Wide coverage 26-30MHz, 60-90MHz, 108-180MHz, 210-260MHz, 380-520MHz.
- \* AM and FM all bands, manual and programmable.
- \* Nicads, charger, soft case, flexwhip antenna.
- \* Car adaptors and other accessories available.

£199

## AOR900 UK

### THE FAVOURITE HAND SCANNER

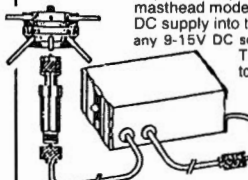
- \* UK version — full service backup.
- \* Covers 108-180MHz, 220-280MHz, 300-380MHz, 420-470MHz, 830-950MHz.
- \* AM and FM all bands, manual and programmable.
- \* 100 memories (5 banks of 20).
- \* Nicads, charger, flexiwhip antennas.

£199

## WIDE-BAND PRE-AMPLIFIERS

The problem with omni-directional wide-band antennas is their lack of gain. The REVCO PA3 range of wide-band pre-amplifiers complement the antennas and compensate for their shortcomings.

The basic specification of the products is similar: coverage 20MHz-1GHz, at 1GHz: minimum gain 13dB, noise factor 5.5dB. Choose from a mast-head version (PA3) or a standard die-cast box style (PA3I). Best results are normally obtained from the masthead model which gives a boost to weak signals which would otherwise have been lost in the feeder cable. Also feeder cable noise is not amplified which is the case if the amplifier is mounted at the base of the feeder. On the other hand, the die-cast box version requires no special installation and is readily taken out of circuit. The masthead model is supplied with a special power unit which feeds the DC supply into the antenna feeder. No PSU is provided for the PA3I as any 9-15V DC source is suitable (current requirement about 25mA).



The PA3I finds application in instrument work, e.g. input to spectrum analysers, boosting the output from signal generators to give a low-power TX.

The standard version of the PA3I has BNC sockets and is designated "PA3I/B"; available to special order N-type sockets ("PA3I/N") or SO239 ("PA3I/S").

A special feature of the PA3 series is a high-pass filter to attenuate frequencies below 20MHz; high-power HF & MF broadcast stations can be very troublesome!

|                        |               |        |
|------------------------|---------------|--------|
| PA3 Masthead, with PSU | PA3I/B BNC    | £35.50 |
| PL259                  | PA3I/N N-type | £38.95 |
| N-type                 | PA3I/S SO239  | £35.50 |

## REVCON

The UK's favourite discone composed of traditional British quality engineering.

The REVCON works well without exaggerated advertising claims. It is designed to cover 50 to 500MHz, and thousands of satisfied users will testify to its efficiency. Unlike some manufacturers we do not quote inflated figures for gain. A gain figure is meaningless unless the reference point is stated.

Optional vertical whip feature: It is possible to fit a vertical whip section to a discone. We do not want to give you the "Hard sell" where this vertical element is concerned, but there is some evidence that it may improve the performance of the antenna around the resonant frequency of the whip. That's why we make it an optional feature.

Another option is the N-type connector instead of the popular SO239. N-types give a better UHF performance, but they cost a bit more. The choice is yours.

Because the REVCON is British-made by a company which has been in business for 30 years, you buy with confidence, knowing that there is back-up should anything go wrong.



Standard model (SO239 socket) £35.95  
N-socket model £37.95  
Cable and plugs available



## GAREX ELECTRONICS

MAIN DISTRIBUTOR OF REVCO PRODUCTS. PRICES INCLUDE UK P&P and 15% VAT. Ask for details or our interest free credit.

HARROW HOUSE, AKEMAN STREET, TRING, HERTS HP23 6AA.  
Phone 0296 668684 or 044 282 8580. Callers by appointment only.





## 1 GHz Universal Counter Timer

This high quality, 10Hz to 1GHz multiple function counter has an 8-digit, high brightness, 7-segment LED display and a high stability crystal oscillator for maximum accuracy. The meter has six function switches – 3 Frequency Modes, Period, Totalise and Check Modes. A HOLD switch allows you to halt the display whilst the count continues. The unit has heavy-duty rubber feet and a fold-away tilt stand. Supplied with a 2m mains lead, a 1m lead with a BNC plug at one end and red and black crocodile clips at the other, plus a comprehensive operator's manual.

A precision laboratory 3 channel – 3 trace oscilloscope packed with features you'd expect to pay TWICE the price for:

- ★ Sensitive vertical amplifier 1mV/div allows very low level signals to be easily observed
- ★ 150mm rectangular CRT has internal graticule to eliminate parallax error
- ★ X-Y mode allows Lissajous patterns to be produced and phase shift measured
- ★ TV sync separator allows measurement of video signals
- ★ 20ns/div sweep rate makes fast signals observable
- ★ Algebraic operation allows sum or difference of Channel 1 and 2 to be displayed
- ★ Stable triggering of both channels even with different frequencies is easy to achieve
- ★ 50mV/div output from Ch 1 available to drive external instrument e.g. frequency counter
- ★ Hold-Off function permits triggering of complex signals and periodic pulse waveforms



A multipurpose transistor dip meter covering the range 1.5MHz to 250MHz in six overlapping ranges. This unit can be used as a dip meter or absorption wavemeter and an audio signal output is also provided for connection to a crystal earpiece. Battery check function. Supplied with a comprehensive operator's manual.



This handy stripper tool will quickly become indispensable. Removes the inner and outer sheath of co-axial cables simultaneously and will accommodate cables from 4mm to 7mm diameter.



The image displays four logos arranged horizontally. From left to right: 1. A blue and white 'map CARD' logo with 'MAPIN provided at course holder' in red and '555555 M. SMITH Expiry Date Nov/90' below. 2. A green 'Access' logo with a red stylized 'A'. 3. A blue 'AMERICAN EXPRESS' logo. 4. A blue and white 'VISA' logo with '1000000000000000' below.

**0702 554161**

**PHONE BEFORE 5PM FOR SAME DAY DESPATCH**

**POP INTO A MAPLIN SHOP TODAY AND DISCOVER  
A UNIQUE SHOPPING EXPERIENCE**

All items will be on sale in our shops in Birmingham, Bristol, Leeds, Hammersmith, Edgware, Manchester, Nottingham, Southampton, Southend-on-Sea, Reading and Newcastle.

*After 5pm you will be connected to our 24 hour answering service with which you can leave your order. Please have ready your Customer Number, reference numbers, and Credit Card details when you telephone.*

| <b>Order Coupon</b> |                    | Send this coupon to P.O. Box 3, Rayleigh, Essex SS6 8LR |              |
|---------------------|--------------------|---|--------------|
| <b>Quantity</b>     | <b>Description</b> | <b>Code</b>   | <b>Price</b> |
|                     |                    |   |              |
|                     |                    |   |              |
|                     |                    |   |              |
|                     |                    |   |              |

Name ..... If order below £9.25 add 75p, if between £9.25 and £10, make up to £10

Address ..... Total Charge      75p

Post Code .....

I authorise you to debit my Credit Card account for the cost of goods despatched.

Credit Card No. ....

Access Amex Visa ..... Delete as required.

If ordering by Credit Card please sign .....

Expiry date of Credit Card .....



# ICS

# ICS Electronics Ltd

## Superior Quality Amateur Radio Accessories

### MM-3: The Ultimate Morse Keyer



- 44,000 characters in 20 soft partitioned memories
- 2-99 wpm speed selection
- Morse trainer with real time QSO simulator
- Beacon mode

The MM-3 has attracted excellent reviews in the UK amateur radio press. The CW contester will find that its advanced features, such as automatic serial number generation, will give his station the competitive edge. The novice, wishing to learn or improve his or her CW technique will find it invaluable.

**MM-3: £169.95 inc VAT plus £5.00 post and packing**

### AT-300 Antenna Tuner



- 300 watts continuous rating
- Built in power/ SWR meter
- Balanced, unbalanced outputs
- Four switched antenna outputs

The AT-300 uses a unique low pass filter design, giving genuine harmonic reduction. The large, attractive cabinet keeps inductor 'Q' high and insertion losses low. Superior engineering and attractive design make this a desirable addition to any shack.

**AT 300: £209.95 inc VAT plus £5.00 post and packing**

**ICS Electronics Ltd. Unit V, Rudford Industrial Estate, Arundel, West Sussex BN18 0BD**  
**Telephone: 0800 525142 (Orders) 0903 731101 (Enquiries) Facsimile: 0903 731105**

# RST

**RST MAIL ORDER CO.**  
**LANGREX SUPPLIES LTD.**  
**1 MAYO ROAD,**  
**CROYDON,**  
**SURREY CR9 2QP.**  
**SPECIAL EXPRESS**  
**MAIL ORDER SERVICE**

|               |       |                |       |                   |       |         |       |             |       |
|---------------|-------|----------------|-------|-------------------|-------|---------|-------|-------------|-------|
| A231          | £ p   | EM87           | 2.50  | PY82              | 1.50  | 8AS7G   | 1.75  | 8SA7        | 3.00  |
| CL33          | 8.50  | EN81           | 6.50  | PY83              | 1.25  | 8AT6    | 1.25  | 8SC7        | 2.75  |
| DY867         | 1.50  | EY51           | 2.75  | PY88              | 2.00  | 8AUSGT  | 5.00  | 8SG7M       | 2.50  |
| DY802         | 1.50  | EY86           | 1.75  | PY500A            | 4.00  | 8AU6    | 2.50  | 8SL7        | 3.25  |
| EB8CC         | 10.23 | EY88           | 1.75  | PY800             | 1.50  | 8AW8A   | 3.75  | 8SK7        | 3.50  |
| E180F         | 12.05 | EY500A         | 3.00  | PY801             | 1.50  | 8B7     | 3.25  | 8SL7GT      | 3.00  |
| E810F         | 25.44 | EZ80           | 1.50  | QOV02-6           | 15.50 | 8B8     | 3.25  | 8SN7GT      | 3.00  |
| EAB0C80       | 1.25  | EZ81           | 1.50  | QOV03-10          | 5.00  | 8BA6    | 1.50  | 8SS7        | 2.75  |
| EB81          | 1.50  | GY501          | 3.00  | QOV03-10 Mult     | 15.00 | 8BA7    | 5.00  | 8UBA        | 2.25  |
| EBF80         | 1.50  | GZ22           | 4.00  | QOV03-20A         | 25.00 | 8B6B    | 1.50  | 8V8GT       | 4.25  |
| EBF89         | 1.50  | GZ33           | 4.70  | QOV06-40A         | 27.50 | 8B4B    | 2.50  | 8V4         | 3.00  |
| EC91          | 6.00  | GZ34 MultiGE   | 7.50  | QOV06-40A MultiGE | 50.50 | 8B6     | 2.25  | 8X5GT       | 1.75  |
| EC033         | 4.50  | GZ37           | 4.75  | QOV03-12          | 6.00  | 8B96    | 2.00  | 12A07       | 1.75  |
| EC035         | 4.50  | KT61           | 7.50  | R18               | 3.00  | 8B07A   | 3.50  | 12B46       | 2.50  |
| EC081         | 1.75  | KT68           | 18.00 | R19               | 6.24  | 8B97    | 6.00  | 12B58       | 2.50  |
| EC082         | 1.75  | KT68 GEC       | 30.00 | SP41              | 6.00  | 8B98A   | 3.50  | 12B7A GE    | 6.50  |
| EC083 Siemens | 2.25  | KT77 Gold Lion | 12.00 | SP61              | 4.00  | 8B57    | 6.00  | 12B7A GE    | 7.00  |
| EC085         | 3.50  | KT88           | 18.00 | U19               | 13.75 | 8B96    | 6.00  | 12C1        | 17.00 |
| EC086         | 3.50  | N78            | 18.00 | U25               | 2.50  | 8B97    | 1.50  | 12H47 12G47 | 5.50  |
| EC091         | 8.00  | W2             | 3.25  | U26               | 2.50  | 8B97    | 2.75  | 30P112      | 1.50  |
| ECF80         | 1.50  | OB2            | 4.35  | U37               | 9.00  | 8C4     | 1.25  | 30P4        | 2.50  |
| ECF85         | 3.00  | OC3            | 2.50  | UAB0C80           | 1.25  | 8C6     | 3.50  | 30P19       | 2.50  |
| ECF86         | 3.50  | OC3            | 2.50  | UBF89             | 1.50  | 8C86A   | 2.50  | 30P113      | 1.80  |
| ECF87         | 3.50  | OC6            | 2.50  | UCH42             | 4.00  | 8C86A   | 5.00  | 30P114      | 1.80  |
| ECF88         | 1.50  | OC8            | 2.50  | UCH81             | 2.50  | 8C16    | 3.75  | 572B        | 70.00 |
| ECF89         | 1.50  | OC8            | 2.50  | UCL82             | 1.75  | 8C37 GE | 5.25  | 805         | 45.00 |
| ECF90         | 1.50  | OC8            | 2.50  | UCL83             | 2.75  | 8CH6    | 13.00 | 807         | 3.75  |
| ECF91         | 1.50  | OC8            | 2.50  | UCL83             | 2.75  | 8CH4    | 6.00  | 811A        | 15.33 |
| ECF92         | 1.50  | OC8            | 2.50  | UCL83             | 2.75  | 8C05 GE | 12.00 | 812A        | 52.50 |
| ECF93         | 1.50  | OC8            | 2.50  | UCL83             | 2.75  | 8C06B   | 4.75  | 813         | 65.00 |
| ECF94         | 1.50  | OC8            | 2.50  | UCL83             | 2.75  | 8C08    | 3.00  | 8417 GE     | 11.50 |
| ECF95         | 1.50  | OC8            | 2.50  | UCL83             | 2.75  | 8C15    | 1.85  | 865A        | 35.00 |
| ECF96         | 1.50  | OC8            | 2.50  | UCL83             | 2.75  | 8C16    | 1.85  | 872A        | 20.00 |
| ECF97         | 1.50  | OC8            | 2.50  | UCL83             | 2.75  | 8F6     | 3.00  | 891A        | 18.50 |
| ECF98         | 1.50  | OC8            | 2.50  | UCL83             | 2.75  | 8GK6    | 3.00  | 2050A GE    | 9.95  |
| ECF99         | 1.50  | OC8            | 2.50  | UCL83             | 2.75  | 8H6     | 3.00  | 5783        | 6.00  |
| ECF00         | 1.50  | OC8            | 2.50  | UCL83             | 2.75  | 8H6     | 3.00  | 5814A       | 4.50  |
| ECF01         | 1.50  | OC8            | 2.50  | UCL83             | 2.75  | 8H6     | 3.00  | 5842        | 10.00 |
| ECF02         | 1.50  | OC8            | 2.50  | UCL83             | 2.75  | 8H6     | 3.00  | 8080        | 8.00  |
| ECF03         | 1.50  | OC8            | 2.50  | UCL83             | 2.75  | 8H6     | 3.00  | 6146B GE    | 15.00 |
| ECF04         | 1.50  | OC8            | 2.50  | UCL83             | 2.75  | 8H6     | 3.00  | 707A GE     | 12.50 |
| ECF05         | 1.50  | OC8            | 2.50  | UCL83             | 2.75  | 8H6     | 3.00  | 751A GE     | 11.95 |
| ECF06         | 1.50  | OC8            | 2.50  | UCL83             | 2.75  | 8H6     | 3.00  | 7585        | 15.00 |
| ECF07         | 1.50  | OC8            | 2.50  | UCL83             | 2.75  | 8H6     | 3.00  | 7587        | 23.00 |
| ECF08         | 1.50  | OC8            | 2.50  | UCL83             | 2.75  | 8H6     | 3.00  | 7868        | 6.50  |
| ECF09         | 1.50  | OC8            | 2.50  | UCL83             | 2.75  | 8H6     | 3.00  | 8085 GE     | 11.50 |
| ECF10         | 1.50  | OC8            | 2.50  | UCL83             | 2.75  | 8H6     | 3.00  | 8417 GE     | 11.50 |
| ECF11         | 1.50  | OC8            | 2.50  | UCL83             | 2.75  | 8H6     | 3.00  |             |       |
| ECF12         | 1.50  | OC8            | 2.50  | UCL83             | 2.75  | 8H6     | 3.00  |             |       |
| ECF13         | 1.50  | OC8            | 2.50  | UCL83             | 2.75  | 8H6     | 3.00  |             |       |
| ECF14         | 1.50  | OC8            | 2.50  | UCL83             | 2.75  | 8H6     | 3.00  |             |       |
| ECF15         | 1.50  | OC8            | 2.50  | UCL83             | 2.75  | 8H6     | 3.00  |             |       |
| ECF16         | 1.50  | OC8            | 2.50  | UCL83             | 2.75  | 8H6     | 3.00  |             |       |
| ECF17         | 1.50  | OC8            | 2.50  | UCL83             | 2.75  | 8H6     | 3.00  |             |       |
| ECF18         | 1.50  | OC8            | 2.50  | UCL83             | 2.75  | 8H6     | 3.00  |             |       |
| ECF19         | 1.50  | OC8            | 2.50  | UCL83             | 2.75  | 8H6     | 3.00  |             |       |
| ECF20         | 1.50  | OC8            | 2.50  | UCL83             | 2.75  | 8H6     | 3.00  |             |       |
| ECF21         | 1.50  | OC8            | 2.50  | UCL83             | 2.75  | 8H6     | 3.00  |             |       |
| ECF22         | 1.50  | OC8            | 2.50  | UCL83             | 2.75  | 8H6     | 3.00  |             |       |
| ECF23         | 1.50  | OC8            | 2.50  | UCL83             | 2.75  | 8H6     | 3.00  |             |       |
| ECF24         | 1.50  | OC8            | 2.50  | UCL83             | 2.75  | 8H6     | 3.00  |             |       |
| ECF25         | 1.50  | OC8            | 2.50  | UCL83             | 2.75  | 8H6     | 3.00  |             |       |
| ECF26         | 1.50  | OC8            | 2.50  | UCL83             | 2.75  | 8H6     | 3.00  |             |       |
| ECF27         | 1.50  | OC8            | 2.50  | UCL83             | 2.75  | 8H6     | 3.00  |             |       |
| ECF28         | 1.50  | OC8            | 2.50  | UCL83             | 2.75  | 8H6     | 3.00  |             |       |
| ECF29         | 1.50  | OC8            | 2.50  | UCL83             | 2.75  | 8H6     | 3.00  |             |       |
| ECF30         | 1.50  | OC8            | 2.50  | UCL83             | 2.75  | 8H6     | 3.00  |             |       |
| ECF31         | 1.50  | OC8            | 2.50  | UCL83             | 2.75  | 8H6     | 3.00  |             |       |
| ECF32         | 1.50  | OC8            | 2.50  | UCL83             | 2.75  | 8H6     | 3.00  |             |       |
| ECF33         | 1.50  | OC8            | 2.50  | UCL83             | 2.75  | 8H6     | 3.00  |             |       |
| ECF34         | 1.50  | OC8            | 2.50  | UCL83             | 2.75  | 8H6     | 3.00  |             |       |
| ECF35         | 1.50  | OC8            | 2.50  | UCL83             | 2.75  | 8H6     | 3.00  |             |       |
| ECF36         | 1.50  | OC8            | 2.50  | UCL83             | 2.75  | 8H6     | 3.00  |             |       |
| ECF37         | 1.50  | OC8            | 2.50  | UCL83             | 2.75  | 8H6     | 3.00  |             |       |
| ECF38         | 1.50  | OC8            | 2.50  | UCL83             | 2.75  | 8H6     | 3.00  |             |       |
| ECF39         | 1.50  | OC8            | 2.50  | UCL83             | 2.75  | 8H6     | 3.00  |             |       |
| ECF40         | 1.50  | OC8            | 2.50  | UCL83             | 2.75  | 8H6     | 3.00  |             |       |
| ECF41         | 1.50  | OC8            | 2.50  | UCL83             | 2.75  | 8H6     | 3.00  |             |       |
| ECF42         | 1.50  | OC8            | 2.50  | UCL83             | 2.75  | 8H6     | 3.00  |             |       |
| ECF43         | 1.50  | OC8            | 2.50  | UCL83             | 2.75  | 8H6     | 3.00  |             |       |
| ECF44         | 1.50  | OC8            | 2.50  | UCL83             | 2.75  | 8H6     | 3.00  |             |       |
| ECF45         | 1.50  | OC8            | 2.50  | UCL83             | 2.75  | 8H6     | 3.00  |             |       |
| ECF46         | 1.50  | OC8            | 2.50  | UCL83             | 2.75  | 8H6     | 3.00  |             |       |
| ECF47         | 1.50  | OC8            | 2.50  | UCL83             | 2.75  | 8H6     | 3.00  |             |       |
| ECF48         | 1.50  | OC8            | 2.50  | UCL83             | 2.75  | 8H6     | 3.00  |             |       |
| ECF49         | 1.50  | OC8            | 2.50  | UCL83             | 2.75  | 8H6     | 3.00  |             |       |
| ECF50         | 1.50  | OC8            | 2.50  | UCL83             | 2.75  | 8H6     | 3.00  |             |       |
| ECF51         | 1.50  | OC8            | 2.50  | UCL83             | 2.75  | 8H6     | 3.00  |             |       |
| ECF52         | 1.50  | OC8            | 2.50  | UCL83             | 2.75  | 8H6     | 3.00  |             |       |
| ECF53         | 1.50  | OC8            | 2.50  | UCL83             | 2.75  | 8H6     | 3.00  |             |       |
| ECF54         | 1.50  | OC8            | 2.50  | UCL83             | 2.75  | 8H6     | 3.00  |             |       |
| ECF55         | 1.50  | OC8            | 2.50  | UCL83             | 2.75  | 8H6     | 3.00  |             |       |
| ECF56         | 1.50  | OC8            | 2.50  | UCL83             | 2.75  | 8H6     | 3.00  |             |       |
| ECF57         | 1.50  | OC8            | 2.50  | UCL83             | 2.75  | 8H6     | 3.00  |             |       |
| ECF58         | 1.50  | OC8            | 2.50  | UCL83             | 2.75  | 8H6     | 3.00  |             |       |
| ECF59         | 1.50  | OC8            | 2.50  | UCL83             | 2.75  | 8H6     | 3.00  |             |       |
| ECF60         | 1.50  | OC8            | 2.50  | UCL83             | 2.75  | 8H6     | 3.00  |             |       |
| ECF61         | 1.50  | OC8            | 2.50  | UCL83             | 2.75  | 8H6     | 3.00  |             |       |
| ECF62         | 1.50  | OC8            | 2.50  | UCL83             | 2.75  | 8H6     | 3.00  |             |       |
| ECF63         | 1.50  | OC8            | 2.50  | UCL83             | 2.75  | 8H6     | 3.00  |             |       |
| ECF64         | 1.50  | OC8            | 2.50  | UCL83             | 2.75  | 8H6     | 3.00  |             |       |
| ECF65         | 1.50  | OC8            | 2.50  | UCL83             | 2.75  | 8H6     | 3.00  |             |       |
| ECF66         | 1.50  | OC8            | 2.50  | UCL83             | 2.75  | 8H6     | 3.00  |             |       |
| ECF67         | 1.50  | OC8            | 2.50  | UCL83             | 2.75  | 8H6     | 3.00  |             |       |
| ECF68         | 1.50  | OC8            | 2.50  | UCL83             | 2.75  | 8H6     | 3.00  |             |       |
| ECF69         | 1.50  | OC8            | 2.50  | UCL83             | 2.75  | 8H6     | 3.00  |             |       |
| ECF70         | 1.50  | OC8            | 2.50  | UCL83             | 2.75  | 8H6     | 3.00  |             |       |
| ECF71         | 1.50  | OC8            | 2.50  | UCL83             | 2.75  | 8H6     | 3.00  |             |       |
| ECF72         | 1.50  | OC8            | 2.50  | UCL83             | 2.75  | 8H6     | 3.00  |             |       |
| ECF73         | 1.50  | OC8            | 2.50  | UCL83             | 2.75  | 8H6     | 3.00  |             |       |
| ECF74         | 1.50  | OC8            | 2.50  | UCL83             | 2.75  | 8H6     | 3.00  |             |       |
| ECF75         | 1.50  | OC8            | 2.50  | UCL83             | 2.75  | 8H6     | 3.00  |             |       |
| ECF76         | 1.50  | OC8            | 2.50  | UCL83             | 2.75  | 8H6     | 3.00  |             |       |
| ECF77         | 1.50  | OC8            | 2.50  | UCL83             | 2.75  | 8H6     | 3.00  |             |       |
| ECF78         | 1.50  | OC8            | 2.50  | UCL83             | 2.75  | 8H6     | 3.00  |             |       |
| ECF79         | 1.50  | OC8            | 2.50  | UCL83             | 2.75  | 8H6     | 3.00  |             |       |
| ECF80         | 1.50  | OC8            | 2.50  | UCL83             | 2.75  | 8H6     | 3.00  |             |       |
| ECF81         | 1.50  | OC8            | 2.50  | UCL83             | 2.75  | 8H6     | 3.00  |             |       |
| ECF82         | 1.50  | OC8            | 2.50  | UCL83             | 2.75  | 8H6     | 3.00  |             |       |
| ECF83         | 1.50  | OC8            | 2.50  | UCL83             | 2.75  | 8H6     | 3.00  |             |       |
| ECF84         | 1.50  | OC8            | 2.50  | UCL83             | 2.75  | 8H6     | 3.00  |             |       |
| ECF85         | 1.50  | OC8            | 2.50  | UCL83             | 2.75  | 8H6     | 3.00  |             |       |
| ECF86         | 1.50  | OC8            | 2.50  | UCL83             | 2.75  | 8H6     | 3.00  |             |       |
| ECF87         | 1.50  | OC8            | 2.50  | UCL83             | 2.75  | 8H6     | 3.00  |             |       |
| ECF88         | 1.50  | OC8            | 2.50  | UCL83             | 2.75  | 8H6     | 3.00  |             |       |
| ECF89         | 1.50  | OC8            | 2.50  | UCL83             | 2.75  | 8H6     | 3.00  |             |       |
| ECF90         | 1.50  | OC8            | 2.50  | UCL83             | 2.75  | 8H6     | 3.00  |             |       |
| ECF91         | 1.50  | OC8            | 2.50  | UCL83             | 2.75  | 8H6     | 3.00  |             |       |
| ECF92         | 1.50  | OC8            | 2.50  | UCL83             | 2.75  | 8H6     | 3.00  |             |       |
| ECF93         | 1.50  | OC8            | 2.50  | UCL83             | 2.75  | 8H6     | 3.00  |             |       |
| ECF94         | 1.50  | OC8            | 2.50  | UCL83             | 2.75  | 8H6     | 3.00  |             |       |
| ECF95         | 1.50  | OC8            | 2.50  | UCL83             | 2.75  | 8H6     | 3.00  |             |       |
| ECF96         | 1.50  | OC8            | 2.50  | UCL83             | 2.75  | 8H6     | 3.00  |             |       |
| ECF97         | 1.50  | OC8            | 2.50  | UCL83             | 2.75  | 8H6     | 3.00  |             |       |
| ECF98         | 1.50  | OC8            | 2.50  | UCL83             | 2.75  | 8H6     | 3.00  |             |       |
| ECF99         | 1.50  | OC8            | 2.50  | UCL83             | 2.75  | 8H6     | 3.00  |             |       |
| ECF00         | 1.50  | OC8            | 2.50  | UCL83             | 2.75  | 8H6     | 3.00  |             |       |
| ECF01         | 1.50  | OC8            | 2.50  | UCL83             | 2.75  | 8H6     | 3.00  |             |       |
| ECF02         | 1.50  | OC8            | 2.50  | UCL83             | 2.75  | 8H6     | 3.00  |             |       |
| ECF03         | 1.50  | OC8            | 2.50  | UCL83             | 2.75  | 8H6     | 3.00  |             |       |
| ECF04         | 1.50  | OC8            | 2.50  | UCL83             | 2.75  | 8H6     | 3.00  |             |       |
| ECF05         | 1.50  | OC8            | 2.50  | UCL83             | 2.75  | 8H6     | 3.00  |             |       |
| ECF06         | 1.50  | OC8            | 2.50  | UCL83             | 2.75  | 8H6     | 3.00  |             |       |
| ECF07         | 1.50  | OC8            | 2.50  | UCL83             | 2.75  | 8H6     | 3.00  |             |       |
| ECF08         | 1.50  | OC8            | 2.50  | UCL83             | 2.75  | 8H6     | 3.00  |             |       |
| ECF09         | 1.50  | OC8            | 2.50  | UCL83             |       |         |       |             |       |



# Keylines

Valves are here to stay - for the foreseeable future - if the response to my February 'Keylines' is anything to go by! The replies from readers wanting more valve projects was larger than I had expected, and the tone of the average 'yes' letter was very keen to say the least. Your comments were very interesting and I thank those of you who took the trouble of jotting down ideas for suitable projects. One or two letters reminded me of the various pitfalls that await the constructor attempting to build valved equipment and, although I appreciate their comments, I'm fully aware of the biggest problem - that of obtaining special components, etc.

I have already looked into the valve-holder and valve supply situation and am pleased to report that they are freely available at a very reasonable price. However, to keep problems to a minimum any valve project in *PW* will use, wherever technically possible, one specific valve, in other words the same valve for r.f., detector and a.f. stages. This immediately removes perhaps the biggest bugbear to home construction, that of being stuck for one particular item on the shopping list. We shall also ensure as far as we can, that you can wind all inductors yourself, when they cannot be obtained from the regular mail-order sources.

Several readers took the obvious, and very sensible step of warning of the possible dangers to inexperienced constructors, when they have to work with relatively high voltages for the first time. Don't worry, our idea is to keep our readers and not to electrocute them! To this end we are working on a project that will satisfy as many needs as possible by using valves, lower voltages, simple construction and with the option of portability combined with a built-in budget price tag.

## Box 88

It does not seem so long ago to me (I must stop using that phrase - even if it is true)

that you could hear radio amateurs ending their CQ calls on the h.f. bands with 'No Box 88s please'. For the uninitiated I should perhaps explain that the famous Box 88 was the only authorised route into the USSR for QSL cards and was, for many years, the only way our fellow enthusiasts in the Soviet Bloc could confirm a QSO. In those days, anyone not wishing to work someone from behind the 'Iron Curtain' would often end a CQ with a 'No Box 88s'. How things have changed, and in such an incredibly short space of time! I've noticed for some time that QSOs to 'Iron Curtain' countries are now far more than the old 'rubber stamp' variety. The 'chatter' QSOs cannot just be attributed to a better understanding of English either, it's much more than that!

Nowadays you can learn a great deal about the amateurs who live in Eastern Europe and their approach to the hobby via the amateur bands through their various magazines. Every month the *PW* office receives magazines from Eastern Europe. They all looked very interesting indeed and I was

particularly pleased to meet an interpreter who was able to make up for our lack of Russian, etc., and provide us with a complete run-down on their editorial content. It turned out to be a very worthwhile exercise indeed.

One very interesting parallel between 'us' and 'them', is that they are also suffering from a lack of young people taking up the hobby! This I found surprising, but the amount (and apparent good quality designs) of 'homebrew' equipment projects must surely reflect the almost total lack of imported professionally-built equipment in Eastern Europe. The various radio magazines, although printed on relatively poor quality paper, have a very good design format when you consider that they are all produced on a very tight budget.


In particular, the Czech amateur radio magazine is looking forward to a change in format and is asking readers for ideas, while clearly stating that they are stuck with the same paper and typeface for the time being. Reading through the transcription of this magazine, it is obvious that 'Glasnost' has truly

arrived in Czechoslovakia and has been welcomed with open arms. However, an unwelcome import from the West (inflation of course!) arrived at the same time, forcing the publishers to raise their cover price. Oh well, we can at least all suffer equally and moan about the same problems now can't we?

## Equality

Thinking about equality has brought a very strange form of discrimination to mind, and it's something British amateur radio could well do without as far as I'm concerned. We're all radio amateurs and we all take whatever road we wish in the hobby, to wherever takes our fancy. Some people, such as myself, enjoy working with low power and c.w. on the h.f. bands. Others enjoy v.h.f., u.h.f. and the microwave regions of the radio spectrum and concentrate on building and operating equipment suitable for their own needs.

Why discrimination of any sort exists in a hobby as diverse as ours is a question that I find difficult to answer.



Rob Mannion G3XFD

Unfortunately it is there and unless we take steps to rid the hobby of this unnecessary extra burden, it could taint amateur radio in such a way that it could discourage newcomers.

I am thinking about the very unfortunate attitude shown by a very few licensed amateurs, who - quite unjustly - look on B licence holders as being 'inferior'. I have also been told (by the victims themselves) that the discrimination is particularly unpleasant when it becomes known that a particular licensee has entered amateur radio via CB.

As is usual, whenever you look prejudice in the face as a rational individual - it can sometimes be seen to be operating in both directions. I know this to be true as some licensed amateurs have introduced themselves, as 'I'm only a B licensee' or 'I'm an A licensee and I don't like the B licence'!

Surely a bit of paper (or is it a computer print-out sheet nowadays?) proving that you can send and receive Morse at 12 words a minute, cannot make that much difference to people sharing the same hobby? During my working life I've met radio amateurs driving tractors on farms, working as postmen, designing broadcasting transmitters, working in the police, as doctors and so on. Surely then, if there is such a large cross-section of human life to be found in our hobby we must have a great deal in common whether or not we hold that precious Morse pass.

Let's see an end of this dreadful and totally unfair discrimination before we welcome the new novice licensees onto the airwaves. If we don't act now, the discrimination will be directed towards the very people who'll be the radio amateurs of the future. You can be sure that such prejudice will be self-perpetuating. Amateur radio took a long time to lose its reputation as an elitist activity and we should all work together to ensure that that particular label is never again pinned on the amateur radio hobby.



# Receiving You...

**Dear Sir**

I express hereby my general appreciation for the electronic appliances reviews published regularly in *PW*.

The main principle for an honest review must be independence of the reviewer.

The review of the Yaesu FT-1000 h.f. transceiver by Chris Lorek G4HCL in *PW* January 1990 is very positive. Also the concluding paragraph contains the words "It was a pity to have to return the unit following review, even when it left me for one day for photography I started having withdrawal symptoms! Maybe I'll have to have a word with the bank manager...." Very suggestive, indeed!

But the last sentence mentioned that Chris Lorek is Head of Research and Development at SMC (in very small letters).

There we have it!

The reviewer is an employee of SMC, South Midland Communications Ltd, and SMC is the sole distributor for United Kingdom.

## ★★★★★STAR LETTER★★★★★

**Dear Sir**

Ok, enough is enough. Not only do you expect us to buy *Practical Wireless*, you also want us to take a pair of scissors to it, cut it up and then return it to you. This must be some sort of master plan to save money, by recycling all of the paper that is returned under the guise of competitions. Well, no way, I'm not going to be some sort of pawn in this game of yours. Couldn't you do the same as you did for the Wordsearch and put the competition on a separate piece of paper. This way, I get to keep my *Practical Wireless* intact, instead of losing a full page of very good information.

The other way, is to make sure that there are only

advertisements on the reverse side of the competition.

Well, that's my grouch over and done with. Keep up with the competitions, my 16 year old daughter loves doing them. Just one other thing, please find my entry enclosed.

**Dave McKay G6BTY**  
**Redcar, Cleveland**

Editor's reply: Fair comment Dave, we're looking into the possibility of putting the competition page on to a removable sheet along with other information. I'd be interested to hear from other readers with the same objection.

Conclusion: The personal integrity of Chris Lorek is not in discussion but the independence of the reviewer is not present and the reliability of the review is substantial degraded.

Please, in the future independent reviewers! Furthermore, I request you to pay some attention to the circuitry, so publish at least the block diagram of the reviewed electronic appliance.

**Frans Koop PA0FKP**  
**The Netherlands**

**Dear Sir**

In your editorial of the February issue of *Practical Wireless* you asked if anyone was interested in building thermionic valve gear.

I was first introduced to valves some fifty years ago and I have not lost my interest in them. Now retired, I still build projects but would love to build an 80/100W c.w. transmitter. Not separate units, but all in one case, preferably with v.f.o. control and digital frequency display.

I feel sure that some of us old timers would enjoy the challenge of a bit of 'metal bashing' again. The one problem that remains is the source of supply for the components, as they take a bit of finding.

**David T. Busby G4HFL**  
**North Harrow, London**

**Dear Sir**

Just having the January 1990 edition of the *Practical Wireless*, I feel a need to congratulate you all for having made an excellent radio magazine even better. Rest assured, I certainly will renew my subscription. Besides, I do hope you will let the use of colour flow on to other pages but commercial ones.

**Hermrod Pedersen**  
**Chairman SDXF**  
**Sweden**

### Chris Lorek G4HCL replies to the letter from Frans Koop PA0FKP, The Netherlands.

"Whether the product is Alinco, Icom, Kenwood, Standard, Yaesu or whatever, it is true to say that any reviewer who demonstrates a favouritism for a particular make or model of equipment does not last very long! Hence, I take great lengths to judge equipment on its own merits. As a result all the major UK amateur dealers are more than happy for me to review their products, which I do so with pleasure.

All my reviews are done entirely in my own time, with equipment loan arranged either by myself or through a magazine. Taking the case of the Yaesu FT-1000, I first saw the transceiver at the Leicester Exhibition, the event where *PW* asked me to review it for them. At the event, *PW* arranged the loan of the set to me. I took it home from the exhibition and following my tests returned it when required by *PW* for photography purposes. The equipment supplier received a copy of the review script only on the same day as I personally gave my completed review script to *PW*.

In common with other reviewers, I am professionally engaged in the radio field, being the Head of Research and Development of the Commercial Radio Division of SMC Ltd (commercial radio accounting for the vast majority of this multi-national firm's business). Another well-known and respected UK amateur radio reviewer is indeed employed by the company who owns Standard, and I was employed by a different branch of that company when I commenced writing reviews several years ago.

Hence, rather than possibly casting incorrect doubts in some people's minds, I feel it would have been more correct following the FT-1000 review to state that although I am employed by the Commercial Radio Division of SMC Ltd, the review was done entirely independently, as many *PW* readers may quite wrongly associate the many SMC outlets throughout the world only with amateur radio products. As an analogy, a division of the *PW* organisation arranges advertising for some UK amateur dealers in competing magazines yet we all take great lengths to remain independent lest we demise.

In conclusion, after writing for many years my un-biased approach has been proved to hold true, and my enthusiastic style remains the same throughout different jobs, nothing has changed. After having over 300 published articles and reviews, the proof's in the pudding so to speak".

**Chris Lorek G4HCL**

### Rob Mannion G3XFD comments:

The fact that Chris Lorek works for SMC was made very clear. It should also be noted that Chris does not work for the Amateur Radio retail arm of SMC. I take great care, and will continue to do so, to ensure that reviews are as honest as possible.



# Receiving You...

Send your letters to the Editorial Offices in Poole, the address is on our contents page. Writer of the Star Letter each month will receive a voucher worth £10 to spend on items from our PCB or Book Services, or on PW back numbers, binders, reprints or computer program cassettes. And there's a £5 voucher for every other letter published.

Letters must be original, and not duplicated to any other magazines. We reserve the right to edit or shorten any letter. Brief letters may be filed via our Prestel Mailbox number 202671191. The views expressed in letters are not necessarily those of *Practical Wireless*.

**Dear Sir**

I should like to congratulate you on the new format of *PW*. I have been a reader since just after the War, when *Camm's Comic*, as it was affectionately called, cost 9d. In my opinion, the January and February 1990 issues are the best ever. The covers are attractive and eye catching and you have achieved just about the right balance regarding content.

I particularly like 'Key Lines' although I do not always agree with your comments!

Having been unable to find a clear frequency on 40 meters this evening, I have yet to be convinced that there is a real need for a novice licence. I am certain that the high cost of equipment deters many

youngsters and indeed adults with family commitments, from taking up the hobby. It is up to enthusiasts to demonstrate to beginners the real thrill that can be achieved and the excellent results obtainable by using home-made equipment. Excellent reasonably priced kits are now available from a number of sources and the G-QRP Club, of which I am a member, provides plenty of ideas and encouragement for both the inexperienced and the more advanced constructor. Just after the War, when I first became interested in radio, all equipment used valves. When transistors became available, it was a long time before I was weaned away from valves. There was

always something very satisfying about seeing the glowing filaments of a valve. At least we knew something was happening!

Transistors were always dull and have been called the fastest fuses on three legs. However, most of my projects now use transistors and transistorised rigs have the big advantage over valve gear in that they can be run off small batteries outside in the open and in other locations where mains electricity is not readily available.

However, I look forward to building many more projects described in the pages of *PW*, using both valves and transistors.

Keep up the good work!  
**M. J. E. Gater G4ICC**  
**President ISWL**

**Dear Sir**

I would like to take this opportunity to say how pleased I am with *PW* and *SWM*.

I am 19 years of age and an electronics apprentice. All the different projects printed provide me with a good practical understanding of circuit diagrams and help me to use my acquired knowledge from school and work in building my own projects.

What I like too is the article 'Practically Yours'.

Perhaps at this point, I should mention how impressed I was with the 'Computing Corner' by Paul Newman. I realise that this series appeared quite recently (1988 infact) and therefore can hardly be re-introduced in the magazine so soon afterwards. However, a similar series would be almost welcomed by most readers I am sure, and in my opinion would offer a greater range of subject matter for your subscribers. Hope you can come up with something in this direction.

In the meantime, all best wishes for a successful and prosperous 1990 for both magazines.

**Clive Thomas HB9EAL**  
**Switzerland**

## Competition Corner

How many English words of four or more letters can you make up using only the letters in the phrase

### PRACTICAL WIRELESS


You score one point for words of four to seven letters, two points for words with eight to twelve letters and three points for words containing thirteen or more letters. Plurals do not count as separate words. Words having a radio connotation will score double points. Only words to be found in the *Chambers 20th Century Dictionary (New Edition 1983)* will be allowed.

List the words on a separate sheet of paper, complete the form below, including the points total claimed and send **both the list and the form** to: **Practical Wireless, How Many Words Competition April, Enefco House, The Quay, Poole, Dorset BH15 1PP** to arrive not later than Friday 13th April 1990. The reader with the highest score will be awarded, **First Prize** the winner can choose either a one year subscription or £20 in vouchers for the book service. The **two runners-up** can choose from either a six month subscription or £10 in book vouchers. The Editor's decision is final and no correspondence will be entered into.

☐ Subscription

☐ Voucher

*My total number of points, using the formula above, from words made up from the letters in 'Practical Wireless' is:*



Name .....

Address .....

.....

Postcode .....



# Newsdesk '90

## Poles Apart

South Midlands Communications Ltd are providing virtually all the radio communications equipment for the most exciting expedition of 1990.

North Pole 90 is the first Anglo/Soviet unsupported expedition to walk from the tip of the USSR to the geographic North Pole, a journey of 900 gruelling miles.

Two British explorers, Dr Mike Stroud and Sir Ranaulph Fiennes, who will be pulling sledges each weighing some 300lb, will be monitored on their mission by two experienced British radio operators, Laurence and Morag Howell, no strangers to working in the extreme climatic conditions they are about to face.

SMC is providing both



highly sophisticated commercial communications, ranging from ultra compact handhelds through to point-to-point communications as well as amateur radio equipment, all of which will be rigorously tested by the couple. Reliability of radio equipment and clear communications are vital to the success of the mission and the husband and wife team will be in constant contact with the expedition.

Laurence Howell is to be situated at the base camp Shredny Island whilst Morag will be located on a small tented camp some 960km north of the Arctic sea ice.

In use will be FT-757 and FT-747 h.f. transceivers which have already been well proven at temperatures of -60°. The expedition hope to have a GB/UA0 callsign on all bands, including 50MHz. The sta-

tion will comprise an FT-960R with companion amplifier. There will also be Morag's FT-726R fitted with the 144 and 430MHz bands plus satellite boards to facilitate diverse communication operations, and all stations are expected to be activated from the first week in March for approximately two months.

Laurence intends to continue his extensive research into radio anomo-

lies in polar latitudes and will be using SMC's equipment to the full. He will also be contacting his amateur radiolinks throughout the world, in order to raise money for the Multiple Sclerosis Society which the expedition is supporting.

Morag expalined, "It is, of course, imperative that we maintain a 24-hour a day radio watch, this is in addition to carrying out daily scientific activities. We have to be alert to every sound and this can be mentally strenuous. Although we will be geographically separated for some time, Laurence and I will be in constant radio communication."

North Pole 90 is sponsored by Damart - warming news for our radio operators?!

## TX Enhancer

Housed in a small shielded attractive enclosure, the TX Enhancer simply plugs inbetween the microphone and the mic jack of the radio. For use in a.m., f.m. and s.s.b. operation, on h.f., v.h.f. and u.h.f. radios, it contains a status l.e.d. and a two-position centre-off switch.

One position keys up your transmitter and injects a short duty pulsed tone into the mic audio. This provides a pulsed drive in s.s.b. for safe, no-rush tuning of your linear amplifier while allowing more accurate tune-up than can be had by tuning up in the c.w. mode with a reduced carrier, because each pulse will provide 100% peak output, but the average output will be approximately 25%. The other position provides a short

beep transmitted at the end of each of your transmissions, telling the station you're in contact with that it is his turn to talk.

Useable in the p.t.t. mode (and VOX mode with almost all Icoms and most Kenwood), it is especially useful in roundtables or just plain ragchewing. Requires one battery supplied. Price \$62.00. Specify version when ordering. Add \$5.00 shipping and handling USA and Canada, \$13.00 elsewhere. Version K8-200 works with all Kenwoods that have an 8-pin mic jack. Version I8-346 works with all Icoms that have an 8-pin mic jack.

For information contact: **International Radio and Computers Inc., 751 S Macedo Blvd., Port Street Lucie, FL 34983. USA Tel: 1-(407)879-6868.**

## Add-on VOX



Proelectron have extended their range of assembled and tested p.c.b. modules to include a transceiver VOX unit.

Originally developed for use with budget h.f. transceivers such as the FT-77, the VOX1 will also find many applications with v.h.f. and u.h.f. mobile rigs rarely fitted with this feature.

Pre-set controls are fitted for Gain, Antivox and Delay and the on-board relay provides full TX/RX change-over as well as switching for the microphone line. Assembled on a high quality CAD designed p.c.b. measuring 72 x 60mm, the unit is simply wired between the microphone and transceiver, requiring no mods to either.

Priced at £30 inclusive, the VOX1! is available Mail Order from:

**Proelectron, 35 Cromwell Road, Cheltenham GL52 5DN. Tel: (0242) 571223.**



## Wanted List

The Vintage Wireless Company Ltd have just published a new 'Wanted List' for 1990. The 28-page book has a comprehensive listing of their stock requirements for 're-distribution' to enthusiasts world-wide.

If you are interested in this kind of wireless equipment, you may like to know that their showrooms are now open every Saturday to callers on a casual basis from 10am to 3pm.

**The Vintage Wireless Company Ltd., Tudor House, Cossham Street, Mangotsfield, Bristol BS17 3EN. Tel: (0272) 565472.**



# ARROW — FOR THE BEST DEAL IN AMATEUR RADIO!!

## TH75E KENWOOD DUAL BANDER

with receive  
140/169 & 430/460 Mhz  
Nicad & Charger  
£398.00

NEW! C528 STANDARD  
DUAL BANDER  
with receive 130/172  
350/470 & 890/960 Mhz!  
£369



## NEW! IC-24E



ICOM mini dual bander  
2M & 70cms FM  
DISCOUNT PRICE £349  
incl. nicad, charger

## TS440S KENWOOD

HF Base Station  
with Internal ATU  
Please Phone for Price

NEW ICOM IC-R1  
Micro-size handheld  
scanner 150Khz/  
1300 Mhz  
£399



## TS140S or TS680S with 6M




Phone for  
Best Price

## NAVICO SPECIAL!!!

Try the best performing 2M FM mobile in  
your own vehicle for a week FREE OF CHARGE.

Contact any ARROW BRANCH for details:  
AMR1000 £247.25 AMR1000S £299.00



## TR751E — FREE CREDIT

EXCELLENT 2 Metre  
performance from this  
great allmode rig.  
Dep: £199 + 9  
payments £44.44.



NEW!! AR1000  
SuperScanner  
1000 Channel memory  
& 15-1300Mhz.  
£249.00



HP100E  
NEW HP100E from  
FAIRMATE, 25/1300  
Mhz  
1000 channel memory  
£279.00



## NEW IC-R72 RECEIVER



General coverage  
100Khz/30Mhz,  
compact size  
£599




## IC-2SE

A 2M micro Handy & a  
SCANNER! Comes complete  
with nicad, charger & receive.  
Extended 80-190Mhz!  
DISCOUNT PRICE £249

## IC-4SE

Amazing micro 70cms handy  
with nicad + charger. Receives  
380-500 & 800-950 Mhz!!  
DISCOUNT PRICE £279.

## ONLY £499!!



The most remarkable Scanner  
yet. AX700 with Panoramic  
Display.

## JUPITER SCANNERS!

25-1300 Mhz with  
exceptional performance  
(really sensitive  
at 900 Mhz!)

MTV5000 Handheld £275  
MTV6000 Base/Mobile £339  
Incl. FREE nicads,  
DC. Lead & case £275  
(Super slimline design)



## R-7000

ICOM's superb VHF/UHF/ SHF receiver




£895 DISCOUNT  
PRICE

## NEW SHOWROOM IN N. WEST OPEN!!

Greensway Arcade, Gerrard Street,  
Ashton-in-Makerfield, Wigan,  
Lancs. Tel: 0942 713405

Jim Cook, G6TYB is at your service Mon-Sat

## IC735 STAR BARGAIN



IC-735,  
Microphone,  
30 Amp. PSU  
£995.00  
THE PACKAGE!!

Finance arranged subject to status. APR typical 34.4%. Written quotations on request.  
If you would like data sheets on any item(s) please send a Stamped self-addressed envelope.

## COMET PRICE LIST JANUARY 1990

### NON RADIAL: Mobile antennas independent of vehicle ground plane

CHL21J 144/432 Mhz, Unity/2.15dB, 100W Only 29cms long .....£15.95  
CHL23J 144/432 Mhz 2.15dB/3.8dB 100W Only .44 metres .....£17.95  
CHL24J 144/432 Mhz 2.15dB/5 dB 100W 0.8 metres long .....£25.30  
CHL250H 144/432 Mhz 3.0dB/5.5dB 200 Watt 0.95 metres long .....£32.80

### 2x4 Series + Tri-band mobiles and base station antennas

2x4M 144/432 Mhz 4.5/7.2dB 150 watt 1.53 metres .....£37.65

### 2x4 SERIES & DUAL BANDERS featuring the unique super linear converter system

2x4MAX 144/432 Mhz 8.5dB/11.9dB 200 Watt 5.4 metres "N" G.  
Fibre .....£125.00  
2x4WX 144/432 Mhz 6.5/9.0dB 200W 3.18 metres Glassfibre .....£79.95  
2x4SUPER II 144/432 Mhz 6.0/8.4dB 200W 2.43 metres Glassfibre. . £77.35

2x4FX Compact 144/432 Mhz 4.5/7.2dB 200W 1.79 metres .....£55.00

### DUPLEX & TRIPLEXERS 2line alloy diecast

CFX5140 50/144/432 Mhz 800/800/500 Watt PEP 55dB isolation£38.10  
CF413N 432/1296 Mhz 500/200W PEP 55dB Isolation "N" .....£38.85  
CF416 144/432 Mhz 800/500 W PEP 60dB isolation .....£28.00

### SR Series to order only. MONO BANDER MOBILE ANTENNAS

CA285 5/8 wave 3.5dB 300Watt 1.32 Metres Base loaded .....£15.00  
CA287C 7/8 wave 5.2dB 200W 1.89 metres double co-phase .....£22.50  
CA430TM 3 x 5/8 wave 432 Mhz 6.8dB 150W 1.47 metres .....£29.95

### MONOBAND BASE ANTENNAS

ABC21 5/8wave Ground Plane 144 Mhz 3.4dB 200W 1.4 metres .....£24.50  
ABC22A 2 x 5/8 wave 144 Mhz 6.5dB 2.87 metres .....£36.00

ABC23 3 x 5/8 wave 144 Mhz 7.8dB 200 W 4.5 metres .....£58.50  
ABC71 5/8 wave ground plane 432 Mhz 3.4dB .54 mtrs .....£21.50  
ABC72 2 x 5/8 wave GP 432 Mhz 200W 5.8dB 1.07 metres .....£34.85  
CA712EF 432 Mhz Twelve x Half wave! 9.5dB 3.10 metres .....£55.00

### HF & 50 MHZ

CHA-5 Vertical with Loaded Radials for 80/40/20/15/10 M 200W SSB 5.29  
Metres. Features trifilar wound toroidal core .....£219.95  
52HB4 4 El HB9CV Beam 10.4dB for 50 Mhz 400W SSB 3.2M .....£67.00  
CBL30 HF 1.7 — 30 Mhz Balun 1:1 1kw .....£20.95

### CRZ/DISCONE & HANDHELD ANTENNAS

CRZ12DB A Unique wide band Active antenna 500Hz to 1500 Mhz 1.24  
Metres with controller .....£96.30

## ARROW RADIO LTD.

5 The Street, Hatfield Peverel, Chelmsford, Essex CM3 2EJ.

Tel: 0245 381626/381673 Fax: 0245 381436

Hours: 9-5 (Closed Thursdays)

### GLASGOW SHOWROOMS:

Unit 17, Six Harmony Row, Govan, Glasgow,  
Scotland G51 3BA. Tel: 041 445 3060.

Hours 8.30-5.30 Mon-Fri. (Closed Saturday).

### AGENT

LEICESTER — DAVE FOSTER Tel: 0533 608189

Latest calls 8.30pm please!



YOUR ORDER CAN BE TELEPHONED WITH CREDIT  
CARD DETAILS & DESPATCHED IMMEDIATELY!  
FREE FINANCE ON MANY MAJOR ITEMS AT RRP.  
(Ask for details of qualifying items —  
see examples above).




# Newsdesk '90

## 28MHz Cushcraft

The ideal companion for that new 28MHz band mobile transceiver could be the CS28M (magmount) antenna.

The CS28M is a new adaptation of the popular Cushcraft/Signals mobile antennas recognised by professional users around the world for their rugged looks and dependability.

The antenna comes with a 1.25m stainless steel whip and spring, a standard 19mm (brass base) 40kg pull, chrome plated magnet, Mylar pad and 4.5m RG58AU with PL259 connector.



## Unusual Requests

We often get asked to publicise some very odd radio events, but I think this is the most unusual to date.

Can you help track and monitor seals in the wild? No it's not an April Fool either. The Sea Mammal Research Unit of the Natural Environment Research Council is currently monitoring the movements and behaviour of the grey seals that range along the east coast of England and Scotland. A group of these animals have been caught on the Isle of May in the Firth of Forth, fitted with radio tags and then released. The data collected from these and other tagged seals will help us to answer questions about how these seals interact with their marine environment.

The tags transmit in the telemetry frequency band of 173.2 - 173.35MHz, 10mW e.r.p. The transmission is a pulse of approximately 40ms once a second and can be detected by listening to constant

wave or side band on any appropriate receiver or transceiver. The resulting audio tone is easily detected over the noise within a range (from a good vantage point) of 8-16km. The Unit has four automatic recording stations situated along the east coast at St Abbs Head, Crail, St. Andrews and Montrose. These stations monitor the movements of the tagged seals continuously.

Each station consists of a commercially available receiver connected to a three element Yagi antenna tuned to the appropriate bandwidth and mounted as high as practically possible. The receiver is controlled by a computer which tunes each specific frequency in turn and monitors it for a set period of time. Detection is achieved by monitoring the audio output of the receiver which is a tone in the range of 1 - 2kHz (if the receiver is tuned properly). Using this technique, the station is extremely sensitive and has very good noise rejection. The receiver sends an RS232

output to the computer which summarises and stores the data for each frequency. The computer is programmed to reject as interference any spurious signals received much quicker than once a second.

With these stations we can tell which seals are in the area and whether they are swimming or on land, because the transmitter is fully attenuated when the antenna is submerged in sea water.

Although the results from these stations are excellent, additional information will expand our coverage as well as indicating any gaps. If you think you can help by listening for seals on a regular or opportunistic basis, please contact:

**Sea Mammal Research Unit.  
c/o British Antarctic Survey,  
High Cross,  
Madingley Road,  
Cambridge CB3 0ET.  
Tel: (0223) 311354.**

## Converting CB Rigs

"Since the Wireless Telegraphy (Citizens' Band and Amateur Apparatus) (Various Provisions) Order 1988 (SI 1988 No 125) came into force on 8 August 1988, we have been issuing authorities to licensed amateurs on request, allowing them to possess non-approved (illegal) 26.1MHz to 28MHz CB sets for the purpose of converting them to operate on the amateur frequency band 28MHz to 29.7MHz. Such CB sets are of course any which do not conform to the Department of Trade and Industry Performance Specification MPT1320 or MPT1333.

"We have been willing to issue these authorities so as not to restrict the legitimate activities of amateurs who may already be in possession of such sets for conversion purposes. However we have always envisaged that we would issue these authorities for a limited period only. It is, of course, our intention to remove non-approved CB sets from circulation and we do not wish to inadvertently encourage people to acquire them by continuing to issue authorities for an unnecessarily long period. The sale of illegal CB sets is of course restricted under the Order and therefore any person who sells such a set to another commits an offence under the Wireless Telegraphy Act 1949.

We therefore propose to cease issuing authorities for the possession of non-approved CB sets after 31 December 1990. This will not affect sets for which amateurs already hold authorities - these will remain valid. We will also continue to issue authorities to amateurs who purchase sets from other licensed amateurs where the set is already converted by an authority we have issued."

The Department of Trade & Industry

## Competition Winners

The winners for the February 1990 'Spot the Difference' Competition have been drawn from the hat.

The 1 year subscription goes to Mr. W. Stanley in Co. Down.

Six month subscriptions go to Dario Laurenti in Italy and G. ten Veen from The Netherlands.

## YAGIS

No, not antennas, it's the Young Amateur Group in Scotland. They are intending to work through all the Scottish repeaters, although the locations make this a formidable task. They will be undertaking this sponsored event on March 10 and operating under the club callsign GM0MVZ/M.

If you hear them, please answer, especially on the least used Scottish repeaters.

## QSL Address

Would radio amateurs who work the Cyprus station ZC4AK please note that R.A. Evans G3VHE is not his QSL manager. He used to hold this call as a club callsign nine years ago, but

when the club closed down it was re-allocated at a later date to the present holder.

In the past few years I have received many QSL cards for this station, but the correct address is:

**ZC4 Bureau,  
JSB,  
BFPO 53.**



# Services

## Queries

We will always try to help readers having difficulties with a Practical Wireless project, but please note the following simple rules:

- 1: We cannot give advice on modifications to our designs, nor on commercial radio, TV or electronic equipment.
- 2: We cannot deal with technical queries over the telephone.
- 3: All letters asking for advice must be accompanied by a stamped, self-addressed envelope (or envelope plus IRCs for overseas readers).
- 4: Make sure you describe the query adequately.
- 5: Only one query per letter please.

## Back Numbers & Binders

Limited stocks of many issues of PW for the past years are available at £1.80 each including post and packing.

Binders, each asking one volume of PW, are available price £3.50 each (£1 P&P for one, £2 for two or more).

Send all orders to the Post Sales Department.

## Subscriptions

Subscriptions are available both in the UK and overseas. Please see current issues for the latest prices.

## Constructional Projects

Each constructional project is given a rating to guide readers as to its complexity.

**Beginner:** A project that can be tackled by a beginner who is able to

identify components and handle a soldering iron fairly competently.

**Intermediate:** A fair degree of experience in building electronic or radio projects is assumed, but only basic test equipment is needed to complete any tests and adjustments.

**Advanced:** A project likely to appeal to an experience constructor and often requiring access to workshop facilities and test equipment for construction, testing and alignment. Definitely not recommended for a beginner to tackle on their own.

Components for our projects are usually available from advertisers. For more difficult items a source will be suggested in the article. Kits for many of our recent projects are available from CPL Electronics and FJP kits, both of who advertise in the magazine.


The printed circuit boards are available, mail order, from the Post Sales Department - see page 59 for the latest prices.

## Mail Order

All PW services are available Mail Order, either by post or using the 24hr Mail Order Hotline (0202) 665524. Payment should be by cheque (overseas orders must be drawn on a London Clearing Bank), Access, Mastercard or Visa please.

## Wireless Line

This is *the* information service for the radio enthusiast, updated each Friday. Calls cost 38p per minute peak time and 25p per minute off-peak. The number to ring is: (0898) 654632.



**Cut out this coupon and bring it with you to any of the rallies that Practical Wireless is attending and you can save 5% on goods bought from our stand.**

**If you collect the coupon from two separate months of Practical Wireless you can save 10% on goods purchased from Practical Wireless at the rally.**

If you don't want to cut up your magazine, bring the whole issue along and we will validate the coupon without removing it from your magazine.

Offer limited to a total of two coupons per transaction

**PW DISCOUNT VOUCHER 1 APRIL 1990**

# ARE

COMMUNICATIONS

6 ROYAL PARADE  
HANGER LANE  
EALING  
LONDON W5A 1ET

**NOW  
NO DEPOSIT  
AND UP TO  
4 YEARS  
TO PAY**

## "A DREAM COME TRUE"

TO ALL FT 290 OWNERS, OR FOR THOSE WHO  
WANT TO OPERATE HF FROM THEIR  
2 METRE RIG———

TOKYO HI POWER HAVE PRODUCED THIS  
SUPERB TRANSVERTER DRIVEN FROM  
144-146MHz AT 3-10W AND PRODUCING  
40 WATTS OF EITHER FM OR SSB ON EITHER  
10-15-20-40-80 METRES.

THE UNIT IS ABOUT THE SAME SIZE AS THE FT 290.

SO WHY NOT ENJOY THE IMPROVING  
CONDITIONS ON THE HF BANDS USING YOUR 2m  
EQUIPMENT.



**£249** — CASH/  
CHEQUE/  
CREDIT  
CARD  
OR 12 PAYMENTS  
OF £12.74



### Kenwood TS440S & Auto ATU

One of the finest HF transceivers ever  
produced by Kenwood. Whether used as a  
base station or mobile — its superb  
specification rates it high amongst its  
competitors.

Special Exhibition Offer TS440S with auto  
ATU **AND FREE** Revex 30amp power  
supply — at list price or 48 payments of  
£43.06.

**£1,282**

WITHOUT AUTO ATU £1039

WHEN IT COMES TO BREAKING  
THE PRICE BARRIER WE ARE  
RARELY BEATEN. NOW A  
SUPERB DUAL BAND  
TRANSCEIVER FROM STANDARD  
AT AN AMAZING **£349.00**  
CASH/CHEQUE/CREDIT CARD  
OR NO DEPOSIT AND  
36 MONTHLY PAYMENTS OF  
**£14.01** PER MONTH

Here are 25 good reasons why you should consider  
the new **STANDARD C520**

- ★ Dual band receive
- ★ Full duplex transmit (between 2 & 70)
- ★ Receive coverage 130-175MHz, 330-470MHz & 820-960MHz
- ★ Handheld auto repeater facility
- ★ Select 5-tone pager facility
- ★ DTMF keyboard
- ★ Selectable RF power output
- ★ CTCSS option (programmable against frequency)
- ★ 5, 10, 12.5, 20, 25, 50kHz programmable step sizes
- ★ Programmable offsets between 0 and 39.995MHz
- ★ 20 memories on VHF and UHF
- ★ Manual toneburst 1750Hz fitted
- ★ Reverse repeater facility
- ★ Power save
- ★ Squelch defeat
- ★ Dial illumination
- ★ Priority function
- ★ Multiple scanning modes
- ★ Dual display
- ★ Separate volume and squelch control for each band
- ★ Full range of accessories available
- ★ Measures only 2.5ins x 7ins x 1.5ins
- ★ Full 5W output when powered by 13.8 volts dc
- ★ One year parts and labour warranty
- ★ Supplied complete with empty battery case, duplex antenna, belt clip and carrying strap



**STANDARD  
C520  
£349.00**

**LICENSED CREDIT BROKERS A.P.R. 29% SUBJECT TO STATUS**



# MORE BARGAINS FOR N.E.C.



Brenda  
G4VXL

Both Brenda  
and Bernie  
will be  
pleased to  
welcome you  
to our stand  
at the N.E.C.



Bernie  
G4AOG

## ICR7000HF Receiver 500kHz — 2GHz



YES, 500kHz to 2GHz CONTINUOUS receive in one unit. Using the ICR7000 multimode facilities, this probably makes the "2 in 1" ICR7000HF Receiver the most versatile scanner available today. Because of the enormous frequency coverage, the ICR7000HF has 200 mode sensitive channels for increased flexibility.



Now available on A.R.E. super credit terms.  
48 monthly payments of £33.22 A.P.R. 29%  
Cash/cheque/credit card price  
**£989.**



## The R-5000 from Kenwood 100kHz-30MHz. SSB/AM/CW/FM/FSK

Now available on 48 monthly  
payments of £26.70 or  
cash/cheque/  
credit card **£795**

**PHONE 01-997 4476**

**A.R.E.  
HAVE BEEN  
FORTUNATE IN  
SECURING THE UK  
AGENCY FOR FRITZEL  
ANTENNAS**

### REMEMBER

WE SELL ALL WELL  
KNOWN BRANDS. LET  
US QUOTE FOR YOUR CHOICE  
KENWOOD — ICOM — STANDARD

### 48 PAYMENTS CASH/CHEQUE/ CREDIT CARD

|         |         | POA      |
|---------|---------|----------|
| TS950   |         |          |
| TS680   | £31.07  | £925.00  |
| TS140   | £27.71  | £825.00  |
| ICOM781 | £134.36 | £3995.00 |
| ICOM765 | £75.42  | £2245.00 |
| ICOM735 | £30.06  | £895.00  |
| ICOM726 | £30.06  | £895.00  |
| ICOM725 | £23.48  | £699.00  |

FRITZEL OF GERMANY HAVE A  
WORLD WIDE REPUTATION FOR  
MANUFACTURING HIGH QUALITY  
AND HIGH SPEC AMATEUR AND  
PROFESSIONAL BEAMS AND  
VERTICALS, ETC. — FOR HF AND  
VHF.

**PHONE FOR DETAILS**

*For the past few years, business communications systems have been enhanced considerably by the use of satellites. One example has been two-way data links, available by using Data Earth Stations (DES). W. D. Higgins thought it may be useful to people new in the field of DES to know what it's all about, how DES work and will they work for them?*

# Satellites Mean Business!

Satellites have inherent advantages and disadvantages over fixed link communications systems. DES, or Data Earth Stations, make full use of the advantages, they include:

- (a) Ease of access/connection
- (b) Mobility of communication set up
- (c) Interface with existing equipment
- (d) Reliability

Data output from a computer, (in the form of a digital signal of so many bits per second) has to be converted into a form acceptable for transmission on satellite links. The interface equipment normally includes modems, multiplexers and r.f. amplification systems. A few words about these components may be of use to those unsure of their meanings.

## Modem

A modem converts a binary digital signal of 1s and 0s at a certain voltage level into an analogue audio signal consisting of two tones. One tone represents logic 1, the other logic 0.

A modem is normally able to convert in both directions, i.e. digital to analogue and analogue to digital. Modem derives its name from the two functions that it performs (MODulation and DEModulation).

## Multiplexer

To make full use of available bandwidth in communications systems, equipment has been designed to 'multiplex' signals, i.e. enable more than one signal to be sent over a communications channel.

One multiplex technique is **frequency shifting**. A signal (be it audio or data) is converted to a signal at a different frequency and combined with other similar shifted signals. The complete 'package' of signals is fed over a comms link and unravelled at the other end.

## RF Equipment

When various signals have been processed correctly and combined to form a radio frequency signal, various things happen to it as it is processed by different pieces of the r.f. equipment.

Processing includes up/down conversion of

frequency by converters, amplification of r.f. signals in low noise amplifiers and travelling wave tube systems and combining of r.f. signals by r.f. combiners.

## Access

Time Division Multiple Access (TDMA) techniques make it possible for different satellite users to access a satellite, in different locations of its footprint. This can make systems more efficient and increase availability.

TDMA works by a process of enabling each earth station to send its signal in bursts. The gap between each burst is used by other earth stations.

## Frequencies

DES systems tend to make use of frequencies in the C Band of the radio spectrum (about 4GHz). It has advantages over the Ku Band (11GHz), in the form of the cost and error rates due to environmental conditions.

## Future Trends

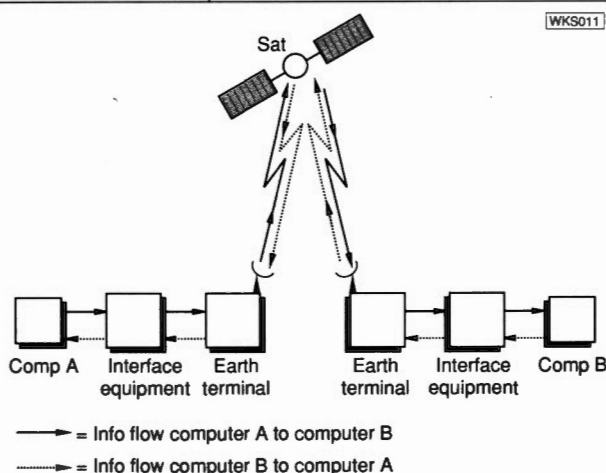
More users than at present may be connected to DES/satellite systems. This would increase demand on satellite time. If demand increased significantly, new satellites and new satellite systems may be manufactured to satisfy the increased demand.

Improvements in different parameters of satellite systems may be discovered by research and development establishments around the world. Improvements could include new light-weight alloys for use within the satellites, increased efficiency solar cell operation, refinements of the electronics components, etc.

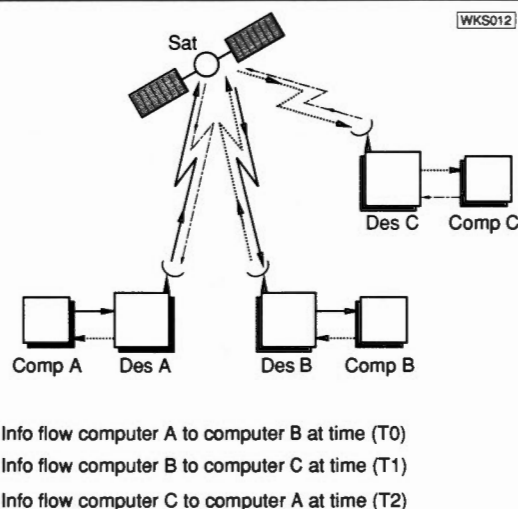
Additional uses for DES/satellite systems could include communications for remote areas around the world (e.g. data links to hospitals, educational establishments, etc.). They could become a 'lifeline' to villages in peril due to natural disasters.

## Conclusions

In the past few years, use of Data Earth Stations employing satellite technology has increased. Two-



**Fig. 1: Principle of DES operation (two-way data information flow)**



**Fig. 2: Multiple access techniques increase efficiency and availability**



| Things to Consider  | Advantages   | Disadvantages   |
|---|--|---|
| Location of users of the computer 'network'                       | Ease of connection of each user  | Security of information. (Effectively, anyone within the footprint, with the correct equipment and access codes can receive data) |
| Can connection be made by one satellite?                          | Independence of users (A fault somewhere should only be local to that particular user) | A 'window' unobstructed to the satellite is required  |
| What satellites will be used?                                     | Possible mobility of users   | Useful life of satellites is only about seven years   |
| Up link and down link parameters (frequency, power, TDMA)         | World-wide reliable communication  | Initial costs may be expensive  |
| Interface parameters (acceptable signals, format, speed, voltage) | Wide bandwidth transmissions   |   |
| Physical size (antenna, equipment, etc)                           | Remote/rural areas can have access to modern technological communications systems      |   |
| Environmental conditions (temperature, humidity, etc.)            |  |   |
| Ease of operation (who will actually use the equipment)           |  |   |
| Costs (capital, satellite time, systems cost, etc.)               |  |   |

**A summation in tabular form. If advantages and other considerations outweigh disadvantages then satellites could be the answer.**

way data communications around the world is now a common occurrence for multinational companies. For each user the basic pieces of equipment are (a) computer (b) interface equipment (c) earth terminal.

The main advantages of DES/satellite systems are (a) ease of connection (b) mobility of users (c) world-

wide access (d) wide bandwidth transmission.

The main disadvantages include (a) the security of the information (b) an unobstructed 'window' to the satellite is required (c) the useful life of a satellite is only about seven years (d) the initial capital costs may be high.

**PW**

## Amateur Satellites - Our Business!

### Feature

#### Early Space Experiments

Over thirty years ago, Perry Klein W3PK, had thought about the possibilities and probabilities of reflecting v.h.f. amateur radio signals off those early low earth orbiting 'Discovery' satellites. Calculations based on path loss and satellite cross sectional area reflectivity showed that it could not be done, but radio amateurs are world renowned for achieving the impossible. So the experiment was attempted. Needless to say, it seemed to work, as QSOs were made between Perry and stations in W0 as the satellite passed above the intermediate path. We now know that in fact, the path was due to the ionised trail left behind the satellite.

Amateur radio employment of the infamous copper needles experiment and the 'ECHO' balloon were not found to be really possible. The tiny signals reflected from the maximum possible amateur licensed power permitted and the then limitation of v.h.f. and u.h.f. receiver sensitivity, plus the restrictions of pre-transistor signal to noise ratios, were not conducive to success.

#### OSCAR-1 - The First Amateur Satellite

In 1960, an American amateur half jokingly wrote in *QST* that an amateur radio satellite might be a good idea. In reply, one of the readers working for an aerospace contractor, indicated that spare payload was often available on satellite launches. Negotiations for carrying an amateur satellite 'piggy back' with the main payload might prove to be fruitful.


Thus, project OSCAR was born, 'OSCAR' being an acronym for 'Orbital Satellite Carrying Amateur Radio'. The next stage was building a satellite for launch, and this was undertaken by a dedicated group of amateurs on the west coast of USA. They designed and built OSCAR-1, which was a lightweight, strangely curved package that had to be matched to the 10lb additional weight restriction permitted, and tailored to fit the curved space available in the top of the Thor-Agena launcher. It flew into a 92 minute period 82 degree inclination orbit on 12 December 1961. OSCAR-1 didn't do too much - it was merely a primary battery powered 0.1 watt 144MHz beacon that transmitted its allocated W3OHI callsign as an abbreviated HI, but the number of HIs sent out per minute could be related to the spacecraft temperature. Throughout its short 18 day life, the satellite was followed by over five thousand enthusiastic radio amateurs throughout the world, and provided the first space experiment and a valuable guide to tracking and Doppler shift changes to boot.

#### Following Amateur Spacecraft


The success of the project promoted the building of OSCAR's 2, 3, 4 and 5. OSCAR-2 was a clone of OSCAR-1. It was launched on 2 June 1962, and also lasted for 18 days before incineration as it re-entered into the earth's upper atmosphere.

OSCAR-3, the world's first free access active communications satellite, followed on 9 March 1965. It was placed into a far higher 975km orbit. It contained a translator, with both uplink and downlink in the 144MHz band, which because of

*AMSAT is into the business of Amateur Satellites, and is providing futuristic space age communication techniques for the world community of radio amateurs. Pat Gowen G3IOR, looks back on the history of AMSAT and brings us right up to date on this fascinating aspect of amateur radio.*



The picture on the left shows the huge area of solar panels on OSCAR-10 as it is prepared for thermal and high vacuum testing. On the right now shown minus solar panels, OSCAR-10's balance is discussed by Dick Daniels and Jan King (W3GEY).



desensing only permitted contacts between highly powered stations. Its silver-zinc primary batteries lasted out for 15 days, but in that time 176 two-way QSOs were reported as having been made through it, including the first transatlantic satellite contacts. The three channel solar powered telemetry beacon was also very successful and continued sending down voltage and temperature readings for several months.

OSCAR-4 was launched from Cape Kennedy on 21 December 1965 by a *Titan III-C*, but sadly, the rocket's third stage failed to ignite, placing the satellite into a highly elliptical 18 200 x 105 nautical mile orbit. It lasted only a short time, but permitted a number of good two way contacts, including the first W/UA 144MHz/432MHz satellite QSO.

A new amateur satellite group came into being, consisting of students at Melbourne University. They built OSCAR-5, which was launched by ITOS-1 into a 1500km orbit under the auspices of AMSAT in the USA on 23 June 1970. It carried no translator, but tested various concepts used in later AMSAT and other satellites. This satellite used bar magnets to pull it into stabilised alignment with the earth's magnetic field, and it could be controlled by signals sent up from earth-bound command stations. The 7-channel 28MHz beacon giving telemetry and the transmitter sending it out lasted for 6 weeks, until the primary cells became exhausted. Many interesting and new propagational studies resulted, all of which were to be put to good use with the next satellites.

OSCAR-6 was built by AMSAT and launched by NASA with the NOAA-2 satellite on 15 October 1972 from Lompoc, California. It was a real winner, and was the first satellite that could be easily be used by any amateur with a low power 144MHz transmitter and a normal 28MHz communications receiver. The 1460km 102° inclination orbit gave world coverage, and a mutual inter-station coverage radius of some 8 000km. A number of amateurs, including the author, made the first satellite DXCCs using it. It had 24 channels of meaningful telemetry, highly sensitive receivers, a.l.c. controlled strong output, good magnetic stabilisation, and even a 'codestore' that could re-transmit stored 18 word messages sent up from earth. Using solar cells to charge the NiCad on board battery, the spacecraft had a long and successful lifetime.

OSCAR-7 had a similar basis to OSCAR-6, a comparative 144MHz to 28MHz transponder, and an additional 432MHz to 144MHz transponder. It went aloft on 15 November 1974 and was also highly successful, being used by many thousands of world amateurs. Major contributions to this satellite came from AMSAT-DL in Germany and groups

formed in Hungary, Australia, Canada and Japan, thus demonstrating the international aspect of the world amateur satellite building community. There was an added extra bonus with this satellite because the solar cells continued to supply power long after the battery had open circuited which resulted in a very extended active life for the spacecraft.

OSCAR-8 flew on 5 March 1978. It was primarily funded by a donation from the ARRL and was built by AMSAT. It too had a 144MHz to 28MHz transponder, and could be easily employed by all world amateurs. This satellite did not fly so high as OSCAR-6 or 7, but provided excellent communications to an ever increasing band of satellite users. The second phase of satellites was complete, and higher (*sic*) ambitions were now sought.

### Phase III satellites

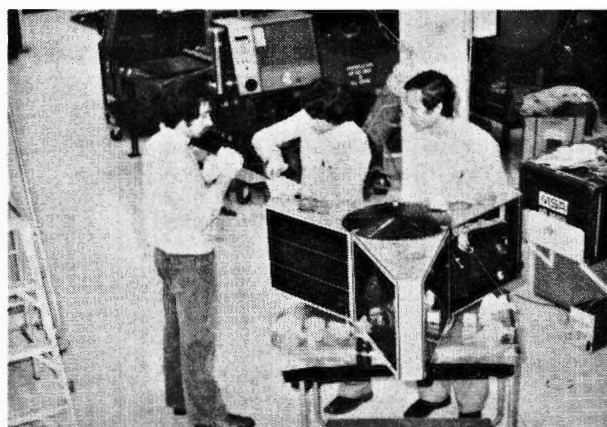

For communications over the wide area of the Soviet Union, the MOLNIYA orbiting satellites are employed. They are in highly elliptical orbits, which, whilst hugging the earth at the southern perigee point for a short pass period, ascending as they go north to hover around apogee for long periods of time. AMSAT also planned for a satellite in such an orbit, which would then provide long periods of effective communications for the majority of world amateurs by using a regular u.h.f. uplink and a v.h.f. downlink.

A very advanced, wide bandwidth satellite, with its beam antennas kept correctly orientated towards the earth by magnetic torquing of the satellite's attitude was evolved. Flight hardware for the project came from Canada, Hungary, the USA, West Germany and Japanese AMSAT groups. The Phase III development was the AMSAT flagship, and every available source of expertise, energy and funding went into the project, with no remaining funds available for insurance cover.

The mission lifted from the Kourou ESA launch pad at 1430UTC on Friday 23 May 1980, a day now known as 'Black Friday' in AMSAT circles. Sadly, the Ariane launcher hit a major problem, and the range safety officer had to destroy the rocket soon after lift off and that Phase III project is now resting in 300 feet of water off the coast of Devil's Island. As well as the satellite, AMSAT was now broken and effectively drowned, and future business looked very bad indeed.

As in all times of trouble, friends, fellow amateurs and world radio societies came to the rescue. Many life members of AMSAT sent in generous contributions as well as re-renewing their all-time membership subscription. AMSAT was





rescued from the deep by its supporters, and work started on a similar spacecraft that was later to become the currently operational OSCAR-10.

### The UoSATs

OSCAR-9 lifted off on 6 October 1981. Like OSCAR-11 which flew later, this satellite was built by the University of Surrey, and provided the first full scientific amateur spacecraft. The beacons transmitted in Morse c.w. and digital format messages, news and many more channels of telemetered data that could be read out by earth-bound amateurs using modems and computers. Round the world, readings could be stored as whole orbit data and transmitted down in bulk, and the first amateur digital communications experiment commenced.

### RS & ISKRA Satellites

In the meanwhile, a USSR based group of enthusiasts built and arranged with the COSMOS launch agency the joint launch of RS-1 and RS-2 on 26 October 1978. Both satellites provided very high circular polar orbiting 145MHz to 29MHz transponders. The satellites were equipped with highly sensitive 144MHz to 28MHz transponders which gave strong downlinks enabling amateur stations up to 9 600km apart to communicate with the simplest of antennas. They also carried high capacity codestores and ROBOT transmitters that could automatically respond and reply to stations calling the satellite.

On 17 December 1981 there followed the USSR COSMOS mass multi-satellite launch of RS-3, 4, 5, 6, 7 and 8, providing a multitude of amateur interest around the world. Later still came the launch of RS-10/11, two currently operational transponders that use the power supply of a combined COSMOS navigation satellite. In addition to 144MHz to 28MHz, transponders, a codestore, ROBOT facilities etc, the satellites can also provide 21 to 29MHz and 21 to 145MHz transponding capabilities. RS-12/13, which will be similar to their predecessors, and RS-14, which is to be a 432MHz to 144MHz transponder satellite incorporating the AMSAT-DL RUDAK digital communications experiment are planned to be placed in orbit during 1990.

The Soviet amateur spacecraft programme included the building of the ISKRA satellites by students from many countries at the Moscow Aviation Institute. These were 21 to 29MHz transponders, with a beacon, telemetry system, command and codestore. They were 'launched' by

merely being placed out of the SALYUT-7 manned space station by hand, and consequently, being placed into a very low orbit at a time of high solar flux, overheated and had rather a short life.

### FUJI Satellites

Japan and its advanced electronics technology was not left out, as after contributing to earlier AMSAT orbiters, JAMSAT and JARL combined with NASDA to fly JAS-1, a 144MHz to 432MHz mode 'JA' analogue plus a mode 'JD' digital transponder, in FUJI-OSCAR-12. This spacecraft was too small for a full complement of solar cells, and consequently had limitations of power supply. It commenced operations well, and was avidly used by many amateurs. It continued operations intermittently until late 1989, by when the cataracting solar cells and reducing NiCad battery storage capacity called for it to be abandoned. JAS-1-b is a much improved version of the earlier version, with more and better solar cells and improved antennas. It was placed into orbit at 0135UTC on February 7, at the same time that this article was being written. By the time you are reading these words, it will be on, and actively stabilised as FUJI-OSCAR-20, uploaded, and fully operational on both modes.

### Phase III - at Last!

OSCAR-10 and OSCAR-13, both currently operational, are in highly elliptical orbits that place the spacecraft at an apogee of some 35 000km for six hour periods twice daily. These satellites were launched on Ariane rockets from the ESA pads in South America. The rescue mission of contributions and donations mounted by amateur radio enthusiasts throughout the world permitted the relaunch of the first rebuilt and further improved Phase III satellite from Kourou on 16 June 1983. This time, apart from a collision with the Ariane third stage which damaged the antennas, and a misfire of the kick motor which resulted in a non ideal orbit, all went well.


The use of both OSCAR-10 and 13 transponders permit almost world-wide mutual communications between radio amateurs covering nearly half of the earth's hemisphere at any one time. Such ultra-DX QSOs are little affected by propagational and solar disturbances. OSCAR-10 takes an uplink of 432MHz to give a 144MHz downlink, but OSCAR-13 gives this plus 144MHz to 432MHz, 1296MHz to 432MHz and 432MHz to 2300MHz transponder modes of operation as well. Any amateur equipped with nominally powered 144MHz and 432MHz

**Visible in the picture on the left is the fitting, by Dick Daniels and Jan King, of OSCAR-10's apogee kick motor. In the right hand picture the team members of AMSAT install and check out the electronics of OSCAR-10.**

# WITH THE GRAND OPENING OF OUR NEW AMATEUR SHOP RAYCOM ANNOUNCES NEW DIRECT PHONE NUMBERS

SALES HOTLINE 021 552 0073 and HELP LINE 021 552 0051 (73's and 51's)

## JUPITER II



Save money when you buy this top-of-the-range scanner. 100 memories, coverage from 25-550/800-1300 MHz, priority channel monitor, channel lock-out delay and auto AM/FM switching go to make a great package and we add further value still.

Choose either a **free** broadband mag-mount or a **free** mast-mount SkyScan scanner antenna worth £14.95 and a **free** cigar adapter kit when you order your Jupiter II (and £20 off RRP!)

**£299.00 .. save £39.90**

## SPECIAL OFFERS

### SECOND HAND RIGS.

Please ask for details of our Second Hand Equipment List. There are many bargains to be found, and it all carries a 3 month warranty.

### BEARCAT SCANNERS.

Please enquire about the special PRICES now available on most Bearcat Scanners, treat yourself to the scanner you have always wanted at an unbelievable price.

For details of these and other offers, please write enclosing a large S A E.

## ICOM IC-R7000



An unbeatable offer from Raycom - £30 off the retail price and a **free** Bearcat handy scanner covering 29-512MHz (with some gaps) worth £99.95 - a total saving of an incredible £129.95! Can't believe it? Send SAE for an information leaflet and offer details. Raycom Credit Card is available - just £96 deposit and £36 per month!

**£959.00 .. save £130.00**

## ICOM IC-3210



ICOM's popular dual bander, 25 watts on both bands, great looking and readable display, full duplex capability, 40 memories and input monitor for instant repeater check. All you need add is an antenna and we have taken care of that.


Regular retail prices:

|                                   |         |
|-----------------------------------|---------|
| IC-3210 .....                     | £499.00 |
| Broadband mag-mount antenna ..... | £14.95  |
| Total regular price .....         | £513.95 |
| Raycom package price .....        | £479.00 |

### SAVE £35!

Raycom Credit Card is available on this pack, just £48 deposit and monthly payments of just £18! Why wait, send for written details now!

## ICOM IC-725



ICOM's latest addition to the family, the 725 gives a full 100 watts of multi-mode power and is the second rig to use the DDS (Direct Digital Synthesizer) system. 10 Hz steps for smooth tuning, all mode squelch, 26 memories, and many other features make the 725 the starter rig for those who want more than a starter rig - it's unbeatable value - just look!

Regular retail prices:

|                              |         |
|------------------------------|---------|
| IC-725 .....                 | £759.00 |
| FM TX/RX (AM RX) board ..... | £40.00  |
| 20 Amp PSU .....             | £129.99 |
| G5RV 1/2-sized antenna ..... | £14.95  |
| Fist mic .....               | £21.00  |
| Total regular price .....    | £964.94 |
| Raycom package price .....   | £849.00 |

### SAVE £116!

Raycom Credit Card is available on this pack, just £85 deposit and monthly payments of just £32! Why wait, send for written details now!

## YAESU FT-747GX



HF all mode 100W transceiver, 0.1-30MHz, with the exclusive **Raycom** mod improving receiver dynamic range by 15-20 dB. Turns a good receiver into a **great** receiver. Ideal as a base and particularly suited for mobile/marine use with its light weight and click-stop dial. Save money with the **RAYCOM STARTER PACK** - it's unbeatable value - just look!

Regular retail prices:

|                              |         |
|------------------------------|---------|
| FT-747GX .....               | £659.00 |
| Raycom RX mod .....          | £59.00  |
| 20 Amp PSU .....             | £129.99 |
| G5RV 1/2-sized antenna ..... | £14.95  |
| Fist mic .....               | £21.00  |
| Total regular price .....    | £883.94 |
| Raycom package price .....   | £749.00 |

### SAVE £135!

Raycom Credit Card is available on this pack, just £77 deposit and monthly payments of just £28! Why wait, send for written details now!

## YAESU FT-470



Yaesu's new dual bander is ex-stock at last and packed with features - dual display, dual band monitor, 4 VFO's and 42 memories, power saver, auto power off, CTCSS, DTMF autodial and a wide range of options - SAE for information sheet.

Regular retail prices:

|                                   |         |
|-----------------------------------|---------|
| FT-470 .....                      | £389.00 |
| FNB-10 nicad 7.2v, 600mA .....    | £34.50  |
| Wall charger .....                | £17.71  |
| Soft carry case .....             | £10.58  |
| Broadband mag-mount antenna ..... | £14.95  |
| Total regular price .....         | £466.74 |
| Raycom package price .....        | £425.00 |

### SAVE £42!

Raycom Credit Card is available on this pack, just £45 deposit and monthly payments of just £16! Why wait, send for written details now!

RAYCOM COMMUNICATIONS SYSTEMS LIMITED, INTERNATIONAL HOUSE, 963 WOLVERHAMPTON RD, OLDBURY, WEST MIDLANDS B69 4RJ. TEL 021-544-6757, Fax 021-544-7124, Telex 336483 IDENTI G.

# RAYCOM

COMMUNICATIONS SYSTEMS LIMITED



### RAYCOM gives you more BUYING POWER

ALL MAJOR CREDIT CARDS ACCEPTED. BC, ACCESS, DINERS. INSTANT CREDIT UP TO £1000 (SUBJECT TO STATUS) WITH RAYCOM CREDIT CARD (APR 34.5%). FREE CREDIT ON CERTAIN ITEMS AT MRP. CALL NOW FOR MORE DETAILS.

### ORDERING INFORMATION

WE STOCK ICOM, YAESU, BEARCAT, M.F.J., BUTTERNUT, CUSHCRAFT, AEA, TONNA, NAVICO, TEN-TEC AND WELZ AMONG MANY OTHERS. SEND SAE FOR FULL LIST.

TEL: 021-552-0073

PHONE BEFORE 4PM FOR NEXT DAY DELIVERY BY COURIER (£15.00) - OR 2PM FOR DELIVERY BY POST (£10.00 P&P). PLEASE ALLOW TIME FOR CHECKS TO CLEAR. MANY OTHER ITEMS IN STOCK. PLEASE CALL FOR MORE INFO AND FOR EXTRA SPECIAL DEALS!

INFOLINE 0836-771500 5-9pm (weekdays)

OPENING HOURS 9-5.30 MON TO SAT, LATE NIGHT FRIDAY 'TIL 7 PM. 73 DE RAY GAKZH, AND JULIAN.



# RAYCOM EXCLUSIVE ACCESSORIES AND UPGRADES

## THE WORLD FAMOUS RAYCOM FRG-9600 MARK II & MARK V

The Yaesu FRG-9600 has always been a desirable scanner since its' first introduction, offering the user continuous coverage between 60-905 MHz with all modes (SSB up to 460MHz) at a good price and with all the options you would expect to get with a well designed scanner (TV and computer interfaces, mobile bracket, etc.) Raycom offers exclusive upgrades to new or existing units.

### FRG-9600 MARK II

We extend the frequency coverage to at least 950 MHz (this depends on individual units) and fit a low loss 'N' connector. By modifications to the front-end RF switching we retain the single connector and improve the sensitivity throughout the range, typically by 3 to 4 'S' points! Beware of imitations - nobody does it as well as we do!

### FRG-9600 MARK V

Incorporating all of the Mark II mods above, the Mark V adds a short wave converter board to give continuous coverage from 150 KHz to 950 MHz, retaining all the modes of the standard unit. An elliptical filter in the input circuit, combined with a high dynamic range active mixer results in a unit which will copy Radio 4 or Stateside 10 metre SSB as easily as 900 MHz FM cellphones. Please send S.A.E for an information leaflet.



|   |         |
|---|---------|
| FRG-9600 standard 60-905MHz .....   | £479.00 |
| FRG-9600 Mark II 60-950MHz .....  | £499.00 |
| FRG-9600 Mark V 0.15-950MHz .....   | £625.00 |
| FRG-9600 Mark II pack .....   | £545.00 |
| FRG-9600 Mark V pack .....  | £699.00 |
| Standard to Mark II upgrade .....   | £40.00  |
| Standard to Mark V upgrade .....  | £149.00 |
| Raycom Mark II to Mark V upgrade .....  | £129.00 |
| All packs include a mains power unit and ROYAL 1300 discone (as below), worth £85! Great value! |         |

*Grand opening offer, to Celebrate the Launch of our new Showroom.*

**Yupiteru MVT- 6000**  
25 to 550 Mhz and  
800 to 1300 Mhz,  
**ONLY £349.00 inc**  
**accessory pack.**



## RAYCOM

**FIRST WITH THE NEW ICOM RECEIVERS**


### IC - R1

500 KHZ TO 1300 MHZ  
100 MEMORIES  
AM / FM SELECTION  
IN BUILT CLOCK  
MULTISCAN FUNCTION  
SAME SIZE AS IC- 2SET  
AND MUCH MUCH MORE,  
ALL FOR £399.00 INC FREE  
RAYCOM BROADBAND MAG  
MOUNT ANTENNA.



### IC - R100

500 KHZ TO 1800 MHZ  
121 MEMORIES  
PREAMP AND ATTENUATOR  
ANL FOR AM  
AFC ABOVE 50 MHZ ON FM  
SMALL AND COMPACT  
ALL FOR £499.00 INC FREE  
RAYCOM ROYAL 1300  
DISCONE ANTENNA



## RAYCOM EXCLUSIVE ANTENNAS


### ROYAL 1300 DISCONE

#### STAINLESS STEEL CONSTRUCTION

A quality unit manufactured in Britain, the Royal 1300 is ideal for wideband scanners & scanning receivers.

Specifications:

Receive **25-1300 MHz**  
Transmit **50, 144, 430, 900, 1200 MHz**  
Power **200 watts**  
Connector type **'N'**  
Cable supplied  
**RA519**  
Type **Discone 8+8**  
Length **1.7 metres**  
Weight **1 Kg**



HR1300 discone ..... **£59.50**

## BB-145S BROADBAND MAGMOUNT

Another exclusive Raycom import, the BB-145S is a broadband 1/4 wave mag mount antenna for mobile scanners and 2 metre transceivers. Supplied complete with 4 metres of quality co-ax and PL259 plug, this easily installed antenna is compact in size due to the integral loading coil and is specified for 138-172MHz, but often loads at 70 cms!

BB-145S magmount ..... **£14.95**

*The present day use of satellites for global communications and television is mainly thanks to the work done by all members of AMSAT throughout the world. With their work and dedication they demonstrated that the man in the street could also benefit in day-to-day life from satellites.*

transceivers and/or a 1296MHz transmitter and 432MHz receive plus suitable beam antennas can use them.

### The Newest Satellites

The latest satellites put up in late January this year are the six 'Microsatellites' placed in orbit by the Ariane rocket from the ESA French Guiana launch site. They emanate from design and building projects of the University of Surrey in England, AMSAT in North America and Weber State College in Utah, AMSAT-Argentina and AMSAT Brazil. They are mainly packet radio store-and-forward orbiting mailboxes, but have a few extra delights, such as a Morse c.w. 437MHz beacon on LU-SAT, and the spoken message facilities being transmitted from the DOVE Brazilian satellite on 145.825MHz. Details on space operations will be found in past, current and future issues of *PW* under the 'Amateur Satellites' column of 'Backscatter'

### Ham-in-Space Missions

Additionally to all of the launched satellite projects, AMSAT is closely involved with other space related activities. Radio amateurs regularly crew the Russian MIR space station and also the American Shuttle missions, and they often come up with amateur radio activities to communicate from space with their colleagues on earth. The numerous modes used, and intended, include speech f.m. on 144MHz, SSTV, WBTV, packet radio, propagational experiments, auto-record sessions, with quite a few others in the pipeline.

### Spin-Off

Many productive experiments have been conducted by numerous radio amateurs, astronomers, scientists, as well as many universities, colleges, schools and other educational establishments. The UoSAT satellites have researched digital communication techniques and have worked with scientific institutions in providing solar and magnetic data and as a source of inspiration to the study of many inter-related subjects. They are used by many teachers as an exciting and stimulating path into geography, physics, mathematics, trigonometry, geometry and many other subjects.

Research into the use of ever increasing and lowly populated u.h.f. and s.h.f. amateur allocated frequencies has brought the u.h.f. and microwave bands into the domain of reliable world-wide communications.

Early findings on inverted Doppler were discovered with OSCAR-7. Many propagational abnormality studies have been effected and are ongoing using the signal sources outside the ionosphere for investigation into the auroral zone and solar effected paths. As a result of early work by AMSAT amateurs, the COSPAS and SARSAT (Search And Rescue SATellites) used for the detection and location of downed aircraft by measurement of the Doppler rate and curves produced from emergency location transmitters picked up by the orbiters, are now a regular joint Soviet-American feature.

All of these efforts and findings, plus many more, help to demonstrate to the wider community that amateurs are playing a valuable role beyond that of the 'Hancock' image, which is often applied to amateur radio. Recognition of achievements and

results, and the frequent application of the found technologies to applications, all help to safeguard our allocated bands from the greed of those who would take and exploit them for commercial and military deployment. When the WRC meet to allocate future bands and frequencies that are now in great demand, our amateur bands may be safeguarded by the very fact that they are seen to be used to good purpose and to good effect.

### The Future

Plans are now well underway that will provide an AMSAT-DL 1269MHz to 435MHz satellite that should provide easy round-the-world mobile and even possibly, contacts from hand-held transceivers. Additionally, AMSAT North America are working on a geostationary satellite that will be accessible from low power equipment without the need for tracking, rather like the existing TV direct broadcast satellites.

The International AMSAT organisations are now not too far from providing functional interlinking geostationary satellites that can give continuous whole earth communications to amateurs using the smallest, lightest portable equipment, such as the 'Dan Dare' wrist watch type communicators that were once only in the realms of science fiction.

Other missions under current investigation include a solar sail spacecraft and a lunar beacon or transponder. These are technically feasible, but are dependent upon the goodwill of the various launch agencies and the funding that can be found for them. Groups are now evidenced in many countries all around the world that are anxious to design and promote the launch of futuristic spacecraft for use by all radio amateurs, but we have come a long way from the free 'piggy back' rides of the early days, as satellite launches are now big business. They need the support, funding and contributions and utilisation of the world community of radio amateurs, to be able to succeed in the endeavours to provide such advances to all the potential users.

### Starting on Satellites?

You may think that using and enjoying the advantages that satellites provide is a complex, uphill and advanced subject, and that the cost of operating your hobby through the space medium is prohibitively expensive, but be assured that this is not necessarily so. You probably have the apparatus required already, and a few hints and tips are all that you need to get started. Whilst the cost of building satellites and having them launched can seem a fortune, when the cost is shared out among the many thousands of users it comes to a fractionally small contribution of that which you allocate to your own station.

If you are keen to help, and would like to have more information on getting aboard and using the spacecraft, your local AMSAT organisation is there to help you. It also helps to build and launch the satellites that you may enjoy. Send a large s.a.s.e. to Ron Broadbent G3AAJ, at 94 Herongate Road, Wanstead Park, London E12 5EQ, and you will receive a bumper bundle from him all about AMSAT-UK, information on your local organisation, input on the amateur radio satellites, advice on how to use them, and the availability of all the helpful accessories you may need. Although non-profit making, and run by radio amateurs for radio amateurs, amateur satellites are AMSAT's business!

**PW**



# An Inexpensive Product Detector for SSB or CW

Feature

The prototype product detector described in the following article, was built from parts found in the 'junk-box' and proved easy to construct.

## Why Use It?

There are many receivers currently on the market covering the short wave bands. They have great sensitivity on broadcast stations, but fail to resolve the type of transmissions to be found in the h.f. amateur and utility bands. The predominant mode of operation in these bands is, for spectrum and power efficiency, the single sideband mode.

This mode (s.s.b.) is a comparatively narrow band mode of working in which the transmitted energies are concentrated, by using filters, in the sideband above or below the carrier frequency. Also to reduce the overall power requirements of the transmitter itself, the carrier frequency is also suppressed by as much as 60dB (one millionth). This reduces the power required, as r.f. energy is only produced when there is speech or other signal to transmit. This efficiency of power has one major disadvantage for the listener with an a.m. only receiver, on their set the signal will sound like 'Donald Duck' but is not as intelligible.

To enable these emissions to be understood, the signal must have the carrier reinserted before the detection stage. For absolute clarity the carrier must be reinserted exactly, in both phase and level, but as long as the frequency is almost correct the results will be more than adequate. The missing sideband need not be regenerated, as it would be merely a complete but mirror-imaged replica of the remaining sideband. When trying to listen to c.w. it is only necessary to add a b.f.o. to cause an audio heterodyne. This unit was built to cope with both types of signals with only a slight change in the way they are resolved.

## The Circuit

The circuit shown in Fig. 1 was evolved to remove the receiver deficiencies mentioned, and has subsequently been found to give excellent results with receivers with an i.f. in the range of 450 to 470kHz. Transistor TR1, and its associated components, form a Colpitts type oscillator tuning over the range of 450 to 470kHz. The coil L1, along with capacitors C2, C5, C6 and the diode D1, determine the exact frequency of oscillation. Diode D1, although normally thought of as a power rectifier, is acting as a Varicap diode in this instance. The potential picked off by the wiper of R2 is used to vary the capacitance of the diode and make it act as a fine tuning control once the centre frequency has been set. To reduce loading on the oscillator transistor, TR2 buffers the output from TR1. The Zener diode, D2, regulates the supply to the fine tuning control network R1-3, to 5.1V. This will minimise variations of the nominal 12V supply altering the oscillator frequency.

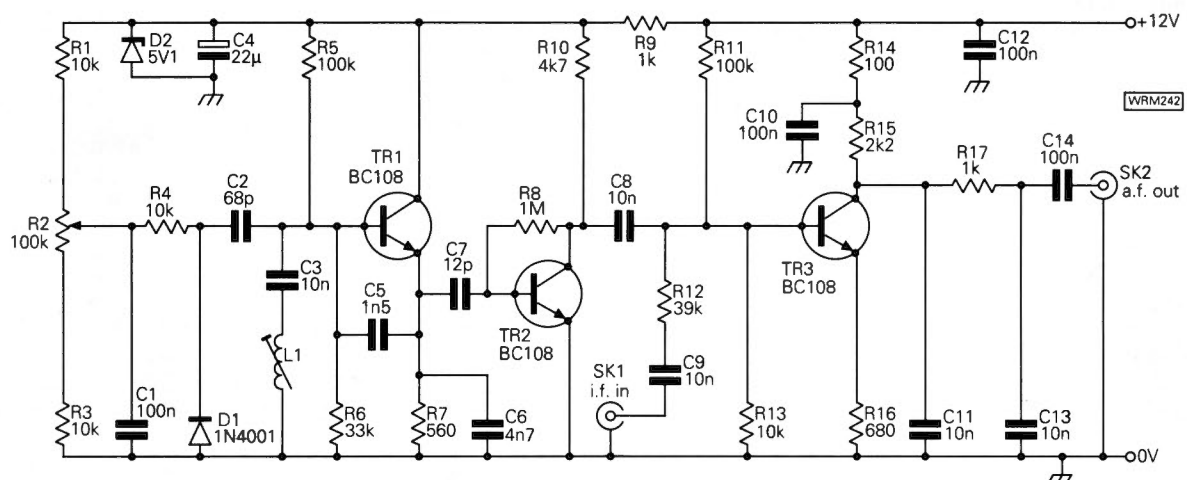
The final stage, transistor TR3 is the product detector, which mixes the output of the buffer amplifier stage TR2 via capacitor C8, with the i.f. input signal fed in via R12 from socket SK1. The resulting audio frequencies, along with the original input frequencies, appear slightly amplified at the collector of TR3. Capacitors C11 and 13 form, along with resistor R17, a low pass network. The audio signal is passed out to the audio stages via Capacitor C14.

## Construction

The construction of the project should cause no real problems, with the possible exception of the coil, L1. This is 90 turns of 0.2mm enamelled copper wire, pile wound on a 6.3mm former with

*There are many i.c. product detectors available 'off-the-shelf' from the leading semiconductor manufacturers nowadays. In spite of that, Adrian Knott G6KSN felt that it would be a useful exercise to build a cheap alternative.*

**Fig. 1: The circuit diagram of the product detector**



*This little unit can  
bring a new  
dimension to a  
receiver without a  
b.f.o.*

ferrite core. There are few restriction on the gauge of wire used. A fine enamelled wire in the range of 0.25 to 0.1mm (30 to 42s.w.g) may be used in winding this component. Mount all other components on the board with the minimum lead length following the component layout shown in Fig. 2. The prototype was built from parts found in my 'junk-box' and cost very little to make, but even using new parts the cost should not be too great. When completed, mount the board in a suitable (metal) screening box and connect the sockets to the correct places on the circuit board using coaxial cable.

Evidently, some modification will have to be made to the receiver. How much and what those modifications are, will depend on the receiver in use and whether the product detector is to be fitted internally or externally.

Basically speaking, an output must be taken from the final i.f. amplifier stage, buffered and coupled using coaxial cable to the input SK1. The recovered audio signal, available from SK2 has to be amplified by either an external unit, or by using the receiver audio stages themselves. Make the necessary alterations according to the situation.

### Setting Up

Setting the product detector up is comparatively simple. First set the fine tune control R2 to mid position and tune the radio to a good strong a.m. signal, then using a non-metallic adjustment tool, trim the core of L1 to zero beat with the a.m. signal. That completes the setting up.

Incidentally, RAF VOLMET transmits digitised weather signals on 4.772MHz 24 hours a day and has a good signal all over the UK. This may also be used to facilitate tuning. Finally I wish you all good DX and enjoyable listening with your new reception aid.

PW

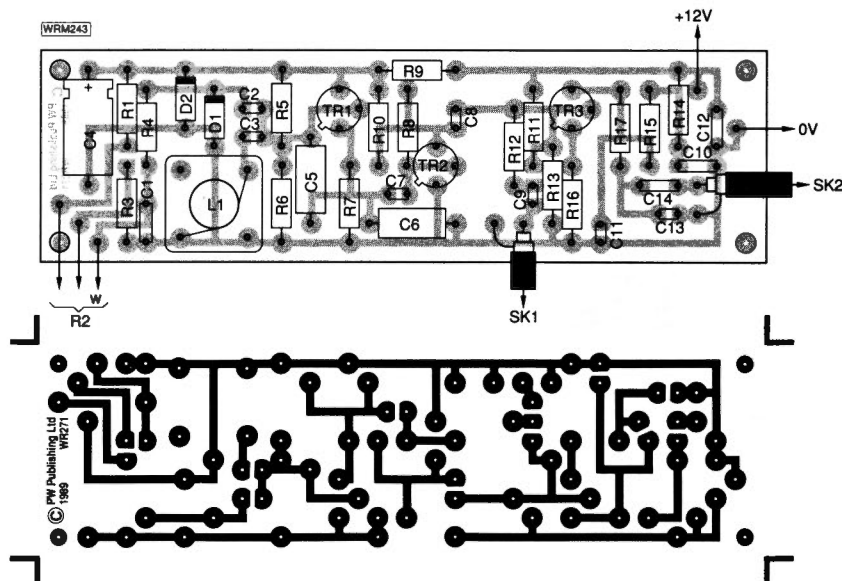
### HOW MUCH ?

£ 11.00

### HOW DIFFICULT

Intermediate

**Fig. 2: The track pattern and component overlay of the unit**





# THE MAGNUM RALLY

Scotlands biggest radio rally

on **SUNDAY MARCH 25**  
at the **Magnum Leisure Centre**  
**Harbourside, Irvine New Town.**  
Traders, raffles, bring and buy.  
Admission **£1.50 - children free**

Sponsored by Irvine Development Corporation

## PACKET RADIO FROM THE SPECIALISTS!

*Siskin Electronics have a policy of supplying the best range of packet radio equipment available for the radio enthusiast. We have examined the products of many manufacturers and are pleased to be able to offer what must be the widest range of equipment available from just one UK supplier. All prices include VAT and were valid when going to press.*

### PACCOMM

HANDIPACKET (Le TNC).....£199.00  
MICROPOWER-2.....£149.00  
MICROSAT PSK MODEM New! £189.00  
PC-120 dual port PC specific card.....£139.00  
PC-320 dual port PC card.....£189.00  
TINY-2 with PMS.....£129.00  
TNC-320 dual port. In Stock!.....£179.00  
9600 baud modem.....£ 95.00  
REAL TIME CLOCK.....£ 29.95

### AEA

PK232 best selling multimode.....£289.95  
AMT 3 AMTOR/RTTY New!.....£169.95  
PK232+MAILBOX.....£319.95  
PK232 MAILBOX upgrade.....£POA

### KANTRONICS

DVR 2-2 two metre data radio.....£199.00  
KPC2 HF/VHF with Wefax.....£165.00  
KPC4 VHF/VHF dual port.....£242.00  
KM all mode with Wefax.....£285.00  
"Smart Watch" real time clock.....£ 29.95

### UPDATES

The latest firmware revision with minimal fuss and expense! PHONE FOR DETAILS

If it's in stock (and it usually is!) we will despatch it to you same day!

**NOTE: Prices do not include carriage**

### Siskin Electronics Ltd

2 South Street,  
Hythe, Southampton,  
SO4 6EB.  
FAX: 0703-847754

Tel: 0703-207155



### PACKET ACCESSORIES

ATARI Portfolio PC New!.....£249.99  
ATARI 520STE + "HamPack".....£289.95  
ATARI 1040STE + "HamPack".....£479.95  
32K (62256) static ram.....£ 12.50  
Custom made audio leads from.....£ 11.95  
In house custom RS232-TNC lead service!  
AMSTRAD 464/664/6128 or  
PCW 8256/8512/9512 RS232 I/F.....£ 69.95

### TRANSCEIVERS/RECEIVERS

HF-225 Gen. Coverage Receiver.....£395.00  
Navico AMR 1000 Transceiver.....£247.00  
Navico AMR 1000S Transceiver.....£299.00

### SOFTWARE

(Packet, AMTOR, RTTY & FAX etc.)  
We supply suitable software for most computers **FREE** of charge with all TNC purchases.

### SATELLITE TV

We have just been appointed official stockists for the exciting range of UNIDEN Satellite TV products! Phone for details or pop in for a demo!

## GX-2 FAX SSTV TRANSCEIVE FOR THE BBC COMPUTER

Fantastic system supporting all modes of FAX and mono and colour SSTV. All facilities. Send for brochure. Complete system of EPROM, interface, leads, instructions only £99 or £119 with direct FAX printing option.

### TX-3

## RTTY / CW / ASCII TRANSCEIVE

Split-screen, type-ahead operation. Clock, review store, 24 large memories, callsign capture and much more. Needs TIF1 interface or T.U.

BBC-B/Master and CBM64 tape £20, disc £22  
SPECTRUM tape £35, +3 disc £37 inc. adapter board (needs interface or T.U. also).  
Also VIC20 RTTY/CW transceive program £20.

### RX-4

## RTTY / CW / SSTV / AMTOR RECEIVE

This is still a best-selling program and it's easy to see why. Superb performance on 4 modes, switch modes at a keypress to catch all the action. Text and picture store with dump to screen, printer or tape/disc. Needs TIF1 interface. BBC-B/Master, CBM64 tape £25, disc £27. VIC20 tape £25. SPECTRUM tape £40, +3 disc £42 inc. adapter board (needs interface also). Spectrum software-only version (input to EAR socket) tape £25, +3 disc £27.

TIF1 INTERFACE Designed for TX-3 and RX-4 software only available with them. Kit 20 (assembled PCB + cables, connectors) or ready-made £40, boxed with all connections.

## RX-8 FOR THE BBC COMPUTER FAX, HF and VHF PACKET, COLOUR SSTV, RTTY, CW, AMTOR, UoSAT, ASCII RECEIVE

Every possible feature and superb performance. Full printer and disc support. Send for our brochure or see review in Oct 89 Ham Radio Today.

Complete system of EPROM, interface, instructions, all leads and demo cassette £259.

BBC LOCATOR with UK, Europe, World maps £10,  
MORSE TUTOR £6, LOGBOOK £8, LOCATOR £7,  
RAE MATHS £9 for BBC, Spectrum, CBM64, VIC20,  
Electron. BBC, CBM64 programs available on DISC at £2 extra.

Prices include VAT and p&p by return.



**technical software (P.W.)**

Fron, Upper Llandwrog, Caernarfon LL54 7RF

Tel: 0286 881886



**ARE**  
COMMUNICATIONS  
THE SHOP WITH THE SMILE

## MORE BARGAINS AT N.E.C. BIRMINGHAM

WE HAVE BEEN FORTUNATE IN PURCHASING A LARGE QUANTITY OF YAESU FT 747GX TRANSCEIVERS DIRECT FROM OUR AGENT IN JAPAN AND WE ARE PLEASED TO BE ABLE TO OFFER THESE AT THE

AMAZING PRICE OF

**£499 INC VAT.**

CW & AM FILTERS ARE AVAILABLE



AVAILABLE WITH NO DEPOSIT AND  
48 MONTHS TO PAY —£16.76 PER MONTH  
(SUBJECT TO STATUS) APR. 29%

THE FT747 HF TRANSCEIVER SSB/CW/AM (AND  
OPTIONAL FM) 100 WATTS PEP OUTPUT ON ALL HF  
BANDS AND GENERAL COVERAGE ON RECEIVE.  
100kHz — 30MHz, DUAL VFO 20 MEMORIES.  
ALTOGETHER A SUPER ECONOMICAL HF  
TRANSCEIVER

Opening Hours Monday-Friday 9.30 to 5.30  
NOW OPEN SATURDAY MORNINGS 10.00–1pm

ARE Communications Limited, 6 Royal Parade,  
Hanger Lane, Ealing, London W5A 1ET, England  
Tel: 01-997 4476 Fax: 01-991 2565



### THE CENTRE OF ENGLAND HAM RADIO and Computer and Electronics Mobile Rally Open 10.30am

**EASTER SUNDAY, APRIL 15th**

All the best bargains available from well known traders  
Large flea market + Bring and Buy + surplus equipment  
Tables let by the hour + Free Raffle  
Large Car Park Free — catering — bars

**At the National Motorcycle Museum**

Brickenhill near N.E.C. Birmingham (Jcn 6 M42)

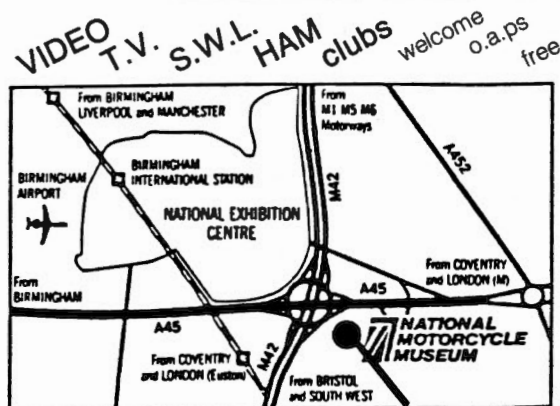
Admission £1 Children with parent Free

R.A.I.B.C. Members Free

Trade Enquires 0952598173

**THIS IS THE EASTER HAM RADIO RALLY HELD IN  
3 LARGE HALLS WITH INTEREST FOR EVERYONE**

Concession on price to visit Motorcycle Museum on the day



## Short Wave Magazine

For the enthusiastic scanning,  
airband, DXTV and broadcast  
listener

**March '90 issue now out**

### TENNAMAST FOR TILTOVERS

**GM60AL and GM4VHZ**

Our wind up, tiltover Tennamasts are ideal for HF and VHF beams. Designed and professionally built by amateurs for amateurs, they are safe and easy to use, slim, elegant and economically priced from £190. Immediate delivery.

**BEAM KITS** Homebrew your own GM4UTP 5 Band Quad or VK2ABQ Beam with our low cost kits. We can supply Head Units separately to suit, 2-3"

Call 05055 3824 (24 hours) for  
Brochure and Info plus  
friendly technical advice

**TENNAMAST SCOTLAND**  
81 Mains Road, Belth, Ayrshire KA15 2HT





# The Standard C528 144/430MHz FM Handy Transceiver

It seems a very long time ago since I had anything to do with a Standard hand-held transceiver, that is in a servicing capacity. I used to marvel at their neatly designed internal workings, wondering how on earth they managed to cram a whole 5W six-channel marine band transceiver into such a small space. As you can imagine, my curiosity was greatly aroused when I was approached to review their latest creation, a frequency synthesised 144/430MHz transceiver in one small box! I just had to see it to believe it.

## First Impressions

I have a gut reaction to most electronic equipment, I either loath it, or I instantly love it. I'm glad to report the latter as my first impression. The rig passed my acid test, I could actually pick it up and use it without having to consult the manual on how to switch it on and tune anything in. The rig came well packaged with a battery case to take six AA sized cells, a dual-band helical antenna and a very comprehensive manual including a circuit diagram. A belt clip and carrying strap came already fitted. Some of you may think that to supply a 'handy' with just a battery case is a bit of a handicap, but on reflection I didn't think so. NiCad AA cells are reasonably cheap on the surplus market and so are their chargers. Personally, I would much rather have a cheaper rig that I could add to later. Plus the fact it makes the XYL think you're being restrained in your spending habits.

## Physical Attractions

Basically for your money you get two separate f.m. transceivers housed in one smart, black plastics case. The transceivers share things like the microphone, speaker, antenna, p.s.u. and control c.p.u., but that's all. The battery pack follows modern conventions and is a slide fit on the bottom of the rig. While on this point, I would have liked to have seen the battery clip assembly fashioned in metal, rather than being formed out of the same plastics moulding as the transceiver's overall case. This in my mind, would have made the rig a little bit more durable.

Like most hand-held transceivers these days the control panel layout is governed by the overall size of the equipment. As equipment gets smaller the best ergonomic layout of the controls gets more difficult. On the whole, I would say Standard have had a pretty good stab at the overall layout of the rig. The five main rotary controls, 144MHz squelch and volume, plus ditto for 430MHz and a frequency tuning dial are all laid out across the top surface of the rig.

Also located on the top control surface of the rig are sockets for v.h.f. and u.h.f. speaker outputs (3.5mm jack) as well as the antenna (BNC type); not to mention the microphone socket and a 2.5mm jack. All sounds a bit crowded doesn't it? Well to be honest, with fingers like mine I found the v.h.f. squelch a bit difficult to adjust, it being so close to the antenna and with a slippery control surface on the knob. This could quite easily be overcome, if some ridges were moulded around the



*One of the top prizes in our recent Wordsearch competition was a dual-band hand-held from Standard. Richard Ayley G6AKG offered to check out just how good a prize we were offering.*

circumference of the knob, as has been done to the rotary tuning control. The 144MHz and 430MHz volume and squelch controls, operate completely separate from each other and are of a concentric type.

All the controls including the key pad, are made from a hard wearing rubber compound. As well as the sockets already mentioned, there is one on the righthand side of the case for an external power source (Japanese coaxial type, outer +VE). The manual says the rig will operate on any voltage between 6 to 16V d.c. All the sockets with the exception of the antenna have sturdy weather-proof 'bung' type covers.

## Button Punching

On the front surface of the rig is a numeric key pad, a speaker/microphone grill and a very busy looking l.c.d. operations display. The key pad is reasonably straightforward although it does have three levels of operation. The first is purely as a means of entering a number i.e., an operating frequency. Although personally I feel the rotary frequency control is far more convenient for this operation.

The second level of operation is to give control over such functions as dual-watch, TX power output, repeater shift and power save, to mention

REGATTAW

# REVIEW

just a few. These functions are accessed via a small button placed above the p.t.t. switch (the function button!). As the manual clearly explains, all the functions marked in blue legends above each numeric pad are activated when the function key is pressed.

Third level key pad operations are saved for those functions less used in everyday operating, like changing repeater offsets or enabling rotary frequency control while the key pad frequency lock is on. I feel that Standard's logical layering of key pad operation follows very closely to those of most users needs and no doubt contributes greatly to the rigs ease of operation.

## Under Control

Two of the most important buttons on the front panel, not yet mentioned, are marked VHF and UHF. These two larger buttons govern which of the two transceivers are under control from the key pad and/or rotary frequency control. In addition to being able to enter frequencies via the key pad and rotary tuning control, it is possible to shift frequency by pressing one of two buttons which have a primary function as up/down keys. It would seem that Standard have covered all the options on this line of operation.

The five small buttons situated to the left of the key pad are as follows; CALL which sends a 1750kHz tone to the transmitter for repeater access, CL cancels down operations such as scanning and dual-watch etc.

For the uninitiated, dual-watch basically gives you the ability to flip between two channels on receive. One channel is in the memory (or on this rig if you like, memories being scanned) and the other on the dial, when a station is heard on the dial, it stops and listens for a moment then flips back to the memory. If on the other hand the frequency on the memory becomes busy then the rig will lock on that channel and will only revert to watching both frequencies when instructed. On some equipment this function is called priority watch, which I feel is a very apt name.

The next button has little or no relevance unless you have the tone squelch or paging options fitted. The final two buttons control memory scan and

v.f.o. memory operation. The rig has 10 memories per band and each is capable of storing not only the frequency of operation, but also individual repeater shifts. The shifts are fully adjustable up to  $\pm 5$ MHz.

Finally, the two smallest buttons on the rig, one of which operates display illumination consisting two lamps either side of the display window. This button has a toggle action or if just pushed once the lamps stay on for approximately 5 seconds. The level of display illumination I found to be excellent, even on the darkest night. The other small button gives a very useful feature, that of being able to lift both squelches without adjusting either of the rotary controls. This I found particularly useful when operating mobile stations which intermittently lifted the user preset level of squelch.

## Scanning

As the rig came, it was obvious by the repeater shifts and channel steps that the set had been initially programmed for US operation. Both these parameters are easily altered and saved to memory. The tuning steps that are available are 5, 10, 12.5, 20, 25, and 50kHz. I'm sad to report that only 25kHz channel spacing is supported by the relevant i.f. filtering. Still, what can you expect there's only so much room in one box!

Memories can be scanned individually on each band both for busy and clear frequencies, likewise with the v.f.o.s. The memories can also be flipped through via the rotary frequency control. All the memory settings are retained with an on-board lithium battery. All the memories can be reset without dismantling the rig.

Each band v.f.o. can be user-set to cover any 1MHz portion of 144MHz or 430MHz. Unlike most transceivers I have operated, this one had a function found more commonly on a scanning receiver; that of program scan. Where the user has the option to set limits between which the receiver can scan.


I liked the scanning function available on this rig, with one exception. That exception is the synthesiser on the review model which was pre-programmed to cover the US band allocations. This means you could, by mistake, stop the receiver scan, on what sounds like an open repeater and end up working your local police station!

## Display Window

The liquid crystal display on this rig is amazing as it not only shows frequency, but also, in a bargraph fashion, signal strength on both bands and TX power out. The TX power can be set to three levels: high, medium and low, each setting being flagged up with either H, M or L. Memory numbers and the type of scan in operation, plus repeater offset and many other features are displayed e.g., dual-watch, power save, automatic power off, to mention but a few. In fact just about every aspect of operation is flagged up. At times it did remind me of one of those pocket space invader games.

I must admit that under everyday operation, the display was showing what seemed to be a spurious S or AP, and I had to refer to the manual to remind myself what they meant. This was caused mainly by the fact that neither function seemed to be having a visible effect on the operation of the transceiver.

Both functions, however, have a very dramatic effect on battery life. Function S cuts power consumption on receive (squelch closed) by approximately 30 percent, yet has no audible effect





## Specification

### General

|                                       |                                   |
|---------------------------------------|-----------------------------------|
| Frequency ranges                      |                                   |
| VHF                                   | 144-147MHz                        |
| UHF                                   | 430-439.995MHz                    |
| Modulation type                       | F3                                |
| Microphone impedance                  | 600Ω                              |
| Speaker impedance                     | 8Ω                                |
| Operating Voltage Range (supply jack) | 6-16V (through)                   |
| Nominal input voltage                 | 7.2V                              |
| Current drain                         |                                   |
| During transmission 13.8V High (5W)   |                                   |
| UHF                                   | app. 1300mA                       |
| VHF                                   | app. 1100mA                       |
| Mid (2.5W)                            |                                   |
| UHF                                   | app. 1000mA                       |
| VHF                                   | app. 900mA                        |
| 7.2V High (2W)                        |                                   |
| UHF                                   | app. 1000mA                       |
| VHF                                   | app. 850mA                        |
| Mid (2W)                              |                                   |
| UHF                                   | app. 1000mA                       |
| VHF                                   | app. 850mA                        |
| 13.8V or 7.2V Low (350mA)             |                                   |
| UHF                                   | app. 480mA                        |
| VHF                                   | app. 480mA                        |
| During Standby (twin-band mode)       |                                   |
| Mono band mode                        | app. 70mA                         |
| UHF                                   | app. 45mA                         |
| VHF                                   | app. 36mA                         |
| During Bat. save (twin-band mode)     |                                   |
| Mono band mode                        | app. 32mA                         |
| UHF                                   | app. 18mA                         |
| VHF                                   | app. 17mA                         |
| Auto Power Off (APO)                  | app. 1mA                          |
| Dimensions                            | 55 x 157 x 31mm                   |
| Weight                                | 450g (inc. antenna and batteries) |

### Receiver

|                          |   |
|--------------------------|---|
| Receiver type            | Double-Conversion Superheterodyne                               |
| Intermediate Frequencies |   |
| VHF                      | first 21.8MHz, second 455kHz                                    |
| UHF                      | first 23.05MHz, second 455kHz                                   |
| Sensitivity              | -10dB (-16dB" with JAIA method) S/N at 1µV input 30dB or better |
| Squelch Sensitivity      | -14dB   |
| Audio Output Power       | 200mW (10% t.h.d. into 8Ω)                                      |

### Transmitter

|  |                 |
|--|-----------------|
| RF output Power High: with CBT 151 Bat. Pack |                 |
| UHF  | 2.0W            |
| VHF  | 2.4W            |
| with CNB 151/53                              |                 |
| UHF  | 2.5W            |
| VHF  | 2.8W            |
| with CNB 152                                 |                 |
| UHF  | 5.0W            |
| VHF  | 5.0W            |
| Mid: with CBT 151                            |                 |
| UHF  | 1.8W            |
| VHF  | 2.3W            |
| with CNB 151/153                             |                 |
| UHF  | 2.5W            |
| VHF  | 2.5W            |
| with CNB 152                                 |                 |
| UHF  | 2.5W            |
| VHF  | 2.5W            |
| Low  | 0.35W (UHF/VHF) |
| FM Method                                    | Reactance       |
| Max Frequency Deviation                      | +/-5kHz         |
| Spurious emissions                           | -60dB or better |
| Built in Microphone                          | Electret        |

on the rigs scanning or receiving capabilities. While AP function stops absent minded people like myself walking away from the rig while it's quietly on receive, as it switches the unused rig off after 30 minutes, but not before issuing 5 warning bleeps I might add.

Talking of tones, the rig issues one every time a control button is pushed. If you're programming a frequency, it issues a long bleep when the entry has been accepted, and a low frequency bleep is issued if a wrong button sequence has been entered. Fortunately all these tones can be muted, much to my relief!

### What's in the Box?

Technically the rig is very advanced in design, much of the circuitry being contained in integrated circuits. Both receiver strips are double-conversion superhets, the v.h.f. side having a first i.f. of 21.8MHz and a second of 455kHz. The u.h.f. side has a first i.f. of 23.05MHz and again a second of 455kHz. Both the receivers are very sensitive, which is good, but I noted that the rig suffered from r.f. leakage around the antenna, making it impossible to effectively use an attenuator.

The audio output stage runs 200mW into 8Ω with 10 percent distortion. This I found to be more than adequate even in a noisy mobile environment. The rig's tiny speaker seems able to produce good quality audio right up to two thirds volume.

The transmitter, as expected for a rig this size, is very modular in construction. The transmitter line up for each band follows the same pattern. A simplistic view of each transmitter strip is the c.p.u. (main logic controller) programmes p.l.l. (phase lock loop) chip, which in turn drives a separate v.c.o. (voltage controlled oscillator) for each band.

The TX v.c.o. on each band is where the audio modulation is added by means of a varicap diode. There are in fact four v.c.o.s, two of which provide the first local oscillator signal for each receiver. From the v.c.o. the TX signal goes through several stages of buffering and filtering before being fed into a modular power amplifier. With the rig running on 13.8V power source each module is capable of producing 5W of r.f. on its allotted band; not simultaneously I might add.

### Hands On

With a dual-band rig of this size you really feel the need to be a person with a split personality, as it is quite possible to find yourself trying to listen to two QSOs at once.


I got very confused on several occasions, by leaving the volume up on the local 430MHz repeater, of which I was monitoring and then trying to make a call through its 144MHz counterpart. Half way through the QSO while TXing on 144MHz the 430MHz box chimed in, making me think I had dropped carrier on 144MHz. This uncanny knack of being able to transmit on one band while receiving on the other, brings me on to the most fun thing about this rig. It is possible to lock the 144MHz side on TX and allow it to repeat a signal originating on 430MHz or visa versa.

This must be the ultimate deception available to a fox in the local 144MHz hunt. Although I'm not sure about the legality of such a move with regards your licence so it might be wise to check first. There is of course some constraints on what frequencies can be used for full duplex cross-band operation. It is not possible to use a 430MHz receive frequency that falls on or near the third harmonic of the 144MHz transmit signal.

REVIEW

# D-MM GOOD VALUE!

*Cirkit's new range of Digital Multimeters offer a quite unbeatable combination of features and value:*



- Ranges include: frequency, capacitance and temperature
- Housed in strong ABS cases
- Overload protection on all ranges
- Full one year warranty
- 3½ digit, auto zero, auto polarity LCD, plus low batt indication
- 200 hour battery life
- All meters supplied with test leads, battery and manual

## TM5315B

- Remarkable value
- 18 ranges
- 10A dc current

Price **£19.99**

dc volts: 200mV-1kV  
ac volts: 200V, 750V  
dc current: 200uA-10A  
ac current: 200uA-10A  
resistance: 200Ω-20MΩ

Continuity and diode test  
Basic dc accuracy: ±0.8%  
Size: 128 x 72 x 33mm

## TM5375

- Frequency measurement to 20MHz
- ac/dc current to 10A
- 24 ranges

Price **£36.75**

dc volts: 200mV-1kV  
ac volts: 200mV-750V  
dc current: 200uA-10A  
ac current: 200uA-10A

Resistance: 200Ω-20MΩ  
Frequency: 2kHz-20MHz  
Continuity, diode & HFE test  
Basic dc accuracy ±0.5%

## TM5365

- 30 ranges
- Frequency & capacitance measurement
- Compact size

Price **£37.90**

dc volts: 200mV-1kV  
ac volts: 200mV-750V  
dc current: 200uA-10A  
ac current: 200uA-10A

Resistance: 200Ω-2000MΩ  
Frequency: 2kHz-200kHz  
Capacitance: 2nF-20uF  
Logic, continuity, diode and HFE test

## TM175

- Freq. measurement to 10MHz
- Capacitance measurement 1pF to 20uF
- 39 ranges

Price **£57.49**

dc volts: 200mV-1kV  
ac volts: 200mV-750V  
dc current: 200uA-10A  
ac current: 200uA-10A  
Resistance: 200Ω-2000MΩ

Capacitance: 2nF-20uF  
Frequency: 2kHz-10MHz  
Continuity, diode, HFE, logic & LED test.

## TM135

- Temp. measurement
- Capacitance measurement
- 40 ranges

Price **£45.95**

dc volts: 200mV-1kV  
ac volts: 200mV-750V  
dc current: 200uA-10A  
ac current: 200uA-10A

Resistance: 200Ω-2000MΩ  
Temperature: 200°-750°C  
Capacitance: 2nF-20uF  
Diode, HFE & continuity test

## TM115

- 0.5% accuracy
- Transistor HFE test
- 26 ranges

Price **£33.67**

dc volts: 200mV-1kV  
ac volts: 200mV-750V  
dc current: 200uA-10A  
ac current: 200uA-10A

Resistance: 200Ω-2000MΩ  
Continuity, diode & HFE test  
Basic dc accuracy ±0.5

Prices inc VAT.

Please add 90p for p&p.

# Cirkit



**Cirkit Distribution Ltd.**  
Park Lane, Broxbourne, Herts EN10 7NQ.  
Telephone (0992) 444111.

# GAREX ELECTRONICS

## WEATHER SATELLITE SYSTEMS

### SPECTACULAR NEW ATARI ANIMATED SYSTEM

Garex are proud to announce that they are the first appointed dealer for this incredible new Timestep product. Following on from Timestep's phenomenal success in the education market a special low cost Atari ST version of their animation system is now available. Simply plug in your existing receiver to view amazing pictures. For the ultimate, add a Meteosat receiver for unbelievably smooth 14 frame animation that is completely automatic once set up. Just watch the clouds roll by! New pictures are added twice an hour if required, the oldest being discarded automatically. This sophisticated package will run on any Atari ST1040 and compatible colour monitor, comes complete with all software and colour-keyed Atari interface unit.

£299.00

Optional 16 grey scale adaptor for colour monitor

£24.95

For those who would like a one-stop-shop, we offer the complete package of a ready-to-run system:

Meteosat Dish and receiver, Atari interface unit, Grey scale adaptor, 14in Colour Monitor, Atari ST1040 computer, software (including demo-disc) AND, OF COURSE, ALL PLUGS AND CABLES.

On your doorstep **£1,695.00**

## NEW COMMODORE "AMIGA" INTERFACE AND SOFTWARE

Superb high resolution pictures 600 pixels x 400 lines. Compatible with "PIXmate" THE fully featured image processing program.

£299.00

## COMPACT FRAME STORE SYSTEM

The basic MICROWAVE METEOSAT system, no complications, a complete plug in and go package requires no computer, no software, and can be up and running, including dish alignment within 10 minutes. Nothing more to buy: Dish, Microwave Receiver, Frame Store, 12in b/w Monitor AND ALL PLUGS AND CABLES. Designed by Timestep, supplied by Garex

£995.95

## SATELLITE ACCESSORIES

Meteosat Receiver. Dish input and 2 watt audio output

£270.25

Meteosat Preamp. 15dB gain 0.6dB noise figure GaAs FET

£92.00

NOAA 10 channel VHF Receiver

£155.25

NOAA BASIC Turnstile antenna

£34.95

NOAA BASIC Preamp, 3 pole filter, boxed, 14dB gain

£24.95

SAE for full details and prices of other 'separates'

★ ★ ★ ★

## GAREX VHF RECEIVERS

★ A simple but versatile design capable of covering spot frequencies in the range 25-200MHz.

★ Excellent sensitivity (typically 0.4uV for 12dB SINAD)

★ Double superhet (10.7MHz and 455kHz IFs)

★ Choice of IF bandwidths from "W-SAT" to "12.5kHz" PMR standards.

★ The basic receiver is single channel crystal controlled.

★ Multichannel option.

★ 2 watt audio output stage having a low quiescent current.

★ Size: 153 x 33 x 13mm

★ Requires 10-14V DC supply

PRICES Stock Versions: (fully assembled, aligned and tested boards) 6m, 4m, 2m and weather sat

£49.95

Crystals extra, prices on request.

★ Mains power supply module

£15.50

Other frequencies, special options, cased versions

POA

## GAREX VHF PREAMPLIFIERS

★ MINIATURE — GENERAL PURPOSE ★

★ Compact size: 34 x 9 x 15mm

★ Up to 26dB gain

★ Can be made for any frequency in the range 40-200MHz

★ Low noise

★ 3dB bandwidth ±3MHz (at 145MHz)

★ Input and output impedance 50 ohms

★ 1dB compression ±10dBm

★ Saturated output +15dBm

★ Supply voltage 8-17V DC at 5-10mA

Stock Versions (fully assembled, aligned and tested boards) 6m, 4m, 2m and Weather Sat

£11.45

Airband 118-136MHz (reduced gain)

£11.45

Other frequencies in the range 40-200MHz

£13.75

## ★ HIGH PERFORMANCE

### ★ 2 metre PRE-AMPLIFIER

★ 3 band-pass stages for improved selectivity

★ 16dB gain with 1dB NF

★ Switches 35 watts

★ RF switched (fail-safe action): gas-filled relays

Assembled, tested pcb

£42.50

Boxed version

£49.95

Gas-filled Relays as used in pre-amp

£4.95

## MAIN DISTRIBUTORS FOR REVCO ELECTRONICS LTD

Prices include UK P&P and 15% VAT  
Ask for details of our interest Free Credit

## GAREX ELECTRONICS

HARROW HOUSE, AKEMAN STREET, TRING HP23 6AA

TEL: TRING (044282) 8580

and CHEDDINGTON (0296) 668684

Callers by appointment only





# Receiver Front-end Limitations

Feature

Although receiver front-ends are low-level stages (designed to work with very low signal levels) they do exhibit some of the characteristics of high-level power amplifier stages, especially in terms of input overload. If a power amplifier ('linear') is driven hard there comes a point as the drive is increased when the rise in output fails to correspond to the increase in input. Eventually, no output level change occurs as the drive is further increased (very severe overload). Thermionic valve amplifiers generally have a more gradual lead-up to the compression point than do amplifiers based on solid-state devices. Valve amplifiers tend to overload more gracefully!

Compression is the symptom of amplitude non-linearity, which is best shown by a curve, as in Fig. 1. Here, the full-line curve represents an input/output (transfer) characteristic. A perfectly linear transfer characteristic, as indicated by the broken line, would yield an output at C on the output axis. However, due to the compression, the output in reality rises only to point B.

Compression in itself is not really the problem since this could be calculated for. The primary problem is the effect that the amplitude non-linearity has on the spectrum of the signal emerging from the amplifier. Let us suppose that we drive an amplifier with a signal of frequency  $f$  at input level A. Now, owing to the non-linearity and hence the compressed output, the signal at output level B might well have the spectrum as shown at (a) in Fig. 2. Here, in addition to the fundamental signal  $f$ , we have a multiplicity of harmonics at  $2f$ ,  $3f$ ,  $5f$ ,  $6f$ , etc.

Absolutely perfect linearity in any valve or solid-state amplifier is an impossibility. Thus, there is always going to be some harmonic production. With a sanitary drive, though, so that only the most linear part of the characteristic is utilised, the amplitude of harmonics and their numbers will be very small indeed. It is only when we start driving 'linears' and, indeed receiver front ends hard, that nasty things happen. The spectrum at (b) in Fig. 2 would be representative of a very linear transfer characteristic. Here, only very low-level harmonics are shown.

Looking again at (a) in Fig. 2, we see that the odd-order harmonics (3rd, 5th, etc.) have a higher amplitude than the even-order ones. (2nd, 4th, 6th). Whether the odds or evens are of the higher amplitude depends essentially on the mathematical nature of the transfer curve itself. Valves and field effect transistors have a curve which tends towards lower amplitude odd-order harmonics, while the converse is generally true for bipolar transistors.

## Harmonic Effect

The production of harmonics in power amplifiers can be easily understood to be an undesirable state of affairs, since we are then transmitting spurious signals as well as the fundamental. A 144MHz band linear, for example, driven at say 144.5MHz would produce a series of harmonics at 289MHz, 433.5MHz, 578MHz, etc. The strength of the harmonics would increase with the increase of drive to the linear. How well they would be transmitted

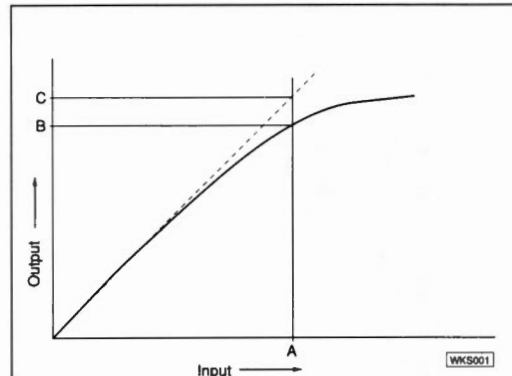


Fig. 1

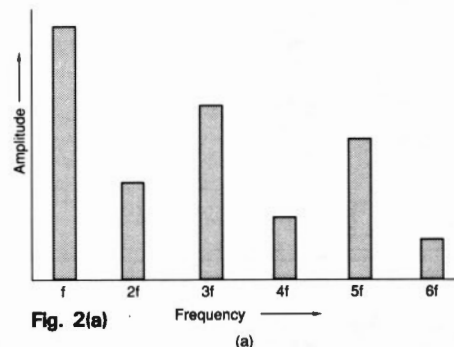


Fig. 2(a)

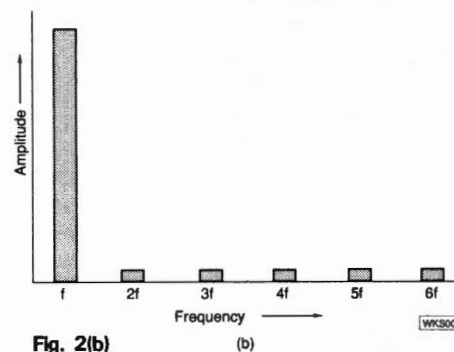


Fig. 2(b)

*Following on from the article on receiver sensitivity, Gordon J King IEng AMIERE G4VFFV now looks at the problems involved with the overloading of receiver front-ends*

**Fig. 1: Input/output transfer characteristic, showing non-linearity and ultimate compression which are responsible for r.f. intermodulation.**

**Fig. 2: (a) Harmonics to the 6th order resulting from amplitude non-linearity. (b) Very low amplitude harmonics resulting from more linear operation.**

would depend on the linear's filtering, the antenna used and, indeed, on whether any bandpass filtering is used between the output of the linear and the antenna!

The effect of receiver front end overload is less apparent, yet it can be mistaken for a transmitter shortfall, especially on the 144MHz band under conditions of high activity. One example of this is when a strong, local signal appears on several frequencies as well as on its correct frequency. The strong signal may also appear 'mixed' with weaker signals, an effect sometimes manifest on f.m. simplex channels when many stations are working simultaneously on the band and when an antenna pre-amplifier is in use. Similar symptoms can result, of course, if the transmitter producing the strong signal is generating spurious signals - but it is usually the receiver front-end overloading rather than the transmitter producing spuri.

# Reg Ward & Co. Ltd.

1 Western Parade, West Street, Axminster, Devon, EX13 5NY.  
Telephone: Axminster (0297) 34918

## Yaesu

|           |                                   |          |        |
|-----------|-----------------------------------|----------|--------|
| FT767     | HF Transceiver                    | 1599.00  | (—)    |
| FT767(2)  | 2m Module (767)                   | 169.00   | (3.00) |
| FT767(70) | 70cm Module (767)                 | 215.00   | (3.00) |
| FT767(16) | 6m Module (767)                   | 189.00   | (3.00) |
| SP767     | Speaker                           | 69.95    | (2.50) |
| FT747GX   | Budget HF Transceiver             | 699.00   | (—)    |
| FT757GX   | Multi HF Transceiver              | 999.00   | (—)    |
| FF700     | 20A P.S.U.                        | 219.00   | (4.00) |
| FC700     | Manual ATU                        | 149.00   | (3.00) |
| FF757HD   | Heavy Duty 2m P.S.U.              | 259.75   | (4.00) |
| FAS148    | Remote Aerial Switch              | 80.00    | (3.00) |
| FT4700    | New 2m/70cm Dual Band FM Mobile   | 675.00   | (7.00) |
| FT290     | Multi Super 290 2m Multimode 2.5W | 499.00   | (—)    |
| FT690     | MkII 6m M/Mode 2.5W               | 399.00   | (2.00) |
| YHA15     | 2m Helical                        | 7.50     | (2.00) |
| YHA44D    | 70cm 1/2wave                      | 12.50    | (2.00) |
| YMA9      | Speaker Mike                      | 23.00    | (2.00) |
| MMB15     | Mobile Bracket                    | 14.50    | (2.00) |
| FT411     | New 2m HH Keyboard                | 225.00   | (3.00) |
| FT811     | New 70cm HH Keyboard              | 229.00   | (3.00) |
| FT470     | New 2m/70cm Dual Band HH          | 389.00   | (3.00) |
| FT23R     | 2m Mini HH                        | 209.00   | (3.00) |
| FT73R     | 70cm Mini HH                      | 229.00   | (3.00) |
| FN87      | Nicad Battery Pack (23/73)        | 34.50    | (2.00) |
| FN810     | Nicad Battery Pack (23/73)        | 34.50    | (2.00) |
| FN11      | Nicad Battery Pack (23/73)        | 67.85    | (2.00) |
| NC.18C    | Charger (23/73)                   | 17.71    | (2.00) |
| SMC28     | Charger (23/73) 13A Plug          | 17.71    | (2.00) |
| NC.28     | Charger (23/73)                   | 17.71    | (2.00) |
| NC.29     | Base Charger (23/73)              | 69.00    | (3.00) |
| PA6       | Car Adap.Charger (23/73)          | 24.15    | (2.00) |
| MH12A2B   | Speaker Mic                       | 31.05    | (2.00) |
| MH12A2B   | Speaker Mic Miniature (23/73/77)  | 41.00    | (2.00) |
| FN83      | Spare Battery Pack (FT209)        | 46.00    | (2.00) |
| FN84      | Spare Battery Pack (FT709)        | 46.00    | (2.00) |
| FN85      | Empty Cell Case (FT727)           | 10.00    | (2.00) |
| FRG9800M  | 50-950MHz Scanning RX             | 599.00   | (—)    |
| PA4C      | Power Supply for 9600             | 29.00    | (2.00) |
| MMB10     | Mobile Bracket                    | 10.00    | (2.00) |
| NC3C      | Charger                           | 11.50    | (2.00) |
| PA3       | Car Adapter/Charger               | 21.85    | (2.00) |
| YMA2A     | Speaker Mike                      | 31.05    | (2.00) |
| FRG800    | HF Receiver                       | 649.00   | (—)    |
| FRV800    | Converter 118-175 for above       | 100.00   | (2.50) |
| RT770     | RX ATU                            | 39.00    | (2.50) |
| MH188     | Hand 600 8pin mic                 | 21.00    | (2.00) |
| MD188     | Desk 600 8pin mic                 | 79.00    | (2.00) |
| MH1A38    | Boom mobile mic                   | 25.00    | (2.00) |
| YH77      | Lightweight phones                | 19.99    | (2.00) |
| YH55      | Padded phones                     | 19.99    | (2.00) |
| YH1       | Lweight Mobile H/et-Boom mic      | 28.75    | (2.00) |
| SB1       | PTT Switch Box 208/708            | 22.00    | (2.00) |
| SB2       | PTT Switch Box 230/790            | 22.00    | (2.00) |
| SB10      | PTT Switch Box 270/2700           | 22.00    | (2.00) |
| FT738 NEW | 270cm 25W Base Stn.               | 1,359.00 | (—)    |
| FT231IR   | 23cm FM Transceiver               | 475.00   | (—)    |
| FT211RH   | 2m 45W FM Mobile                  | 999.00   | (—)    |
| FT212RH   | New 2m 45W FM Mobile              | 349.00   | (—)    |
| RL205     | 25W Linear                        | 115.00   | (3.00) |
| RL6020    | 6m 10W Linear                     | 109.00   | (3.00) |
| QTR24D    | World Clock                       | 39.00    | (3.00) |

### Antennas

|          |                          |        |        |
|----------|--------------------------|--------|--------|
| VLF      | 50-500MHz RX Discone     | 22.50  | (3.00) |
| O130     | 26-1300MHz Discone       | 75.00  | (3.00) |
| Jaybeam  | T83 MkII 3e HF Tribander | 349.45 | (8.00) |
| Hygain   | TH3JNR 3e HF Tribander   | 299.00 | (8.00) |
| Creative | CD318 JR 4e HF Tribander | 299.00 | (8.00) |
| Creative | CD318 JR 4e HF Tribander | 349.00 | (8.00) |
| CA24KRC  | 270cm Mobile             | 39.95  | (2.00) |
| WX1      | 2m/70cm Base Fibre Glass | 54.95  | (4.00) |
| CA24KMax | 2m/70cm Base Fibre Glass | 99.95  | (4.00) |

## ICOM

|           |                                  |         |        |
|-----------|----------------------------------|---------|--------|
| IC765 NEW | HF Transceiver                   | 2499.00 | (—)    |
| IC751A    | HF Transceiver                   | 1500.00 | (—)    |
| IC735     | New HF Transceiver               | 979.00  | (—)    |
| IC725     | HF Base Transceiver              | 759.00  | (—)    |
| AT100     | 100W ATU (75/745)                | 365.00  | (3.50) |
| AT150     | 150W ATU (735)                   | 315.00  | (3.50) |
| PS55      | Ext PSU (735)                    | 185.00  | (3.00) |
| IC505     | 50MHz multi-mode portable        | 499.00  | (—)    |
| IC2900    | 2m 25W M/Mode                    | 542.00  | (—)    |
| IC228E    | 2m 25W FM Mobile                 | 365.00  | (—)    |
| IC25E     | 2E New Mini Hi-Fi                | 275.00  | (—)    |
| IC275E    | New 2m 25W Base Stn IC75E        | 1089.00 | (—)    |
| IC4SE     | 70cm H/Held                      | 310.00  | (—)    |
| IC32E NEW | 2m/70cm Dual Band H/Held         | 399.00  | (3.00) |
| IC490     | 23cm HH                          | 617.00  | (—)    |
| IC3210    | 2m/70cm FM Dual Band Mobile      | 499.00  | (4.00) |
| IC12E     | 23cm HH                          | 429.00  | (3.00) |
| ICR71     | Gen Cov RX                       | 825.00  | (—)    |
| IC7000    | VHF/UHF Scanner                  | 957.00  | (—)    |
| AH7000    | 25-1300MHz Discosc               | 82.00   | (3.00) |
| SP7       | Ext Speaker                      | 61.00   | (2.50) |
| CK70      | DC Cable (R70/R71)               | 7.00    | (2.00) |
| EX257     | FM Board (R70/R71)               | 41.00   | (2.00) |
| GCS       | World Clock                      | 43.00   | (2.50) |
| AQ2       | Waterproof Bag all Icom HH       | 14.38   | (2.00) |
| BC35      | Desk Charger                     | 70.15   | (2.50) |
| BP3       | Battery Pack 8.4V (24E/204E)     | 29.90   | (2.00) |
| BP4       | Empty Battery Case (24E/204E)    | 9.20    | (2.00) |
| BP5       | Battery Pack 10.8V               | 69.20   | (2.50) |
| CP1       | 12V Charge Lead BP3/78           | 6.90    | (2.00) |
| DC1       | DC/DC converter operate from 12V | 17.25   | (2.00) |
| HM46      | New Mini speaker mic             | 24.15   | (2.00) |
| HM9       | Speaker/Mic                      | 11.85   | (2.50) |
| HS51      | Headset inc PTT/Vox unit         | 41.25   | (2.00) |
| LC24      | Micro + BP22/23                  | 7.50    | (2.00) |
| LC41      | IC32 + BP3                       | 9.20    | (2.00) |
| LC42      | IC32 + BP5                       | 9.20    | (2.00) |
| SM8       | 1.3kw/600u 8P Base Mic           | 82.00   | (2.50) |
| SM10      | Comp/Graphic Mike                | 116.00  | (3.00) |

### CW Keyers

|          |   |       |        |
|----------|---|-------|--------|
| HI-MOUND | HK702 Straight key (adjustable tension) | 42.75 | (2.00) |
|          | HK703 Straight key (adjustable tension) | 49.69 | (2.00) |
|          | HK704 Straight key (adjustable tension) | 28.35 | (2.00) |
|          | HK705 Straight key (adjustable tension) | 28.35 | (2.00) |
|          | HK706 Straight key (adjustable tension) | 28.95 | (2.00) |
|          | HK707 Straight key (adjustable tension) | 25.49 | (2.00) |
|          | HK802 Straight key (Deluxe-Brass)       | 99.95 | (3.50) |
|          | HK803 Straight key (Brass)              | 89.95 | (3.50) |
|          | MK703 Squeeze key                       | 37.00 | (2.00) |
|          | MK704 Squeeze key                       | 24.99 | (2.00) |
|          | MK705 Squeeze key                       | 32.78 | (2.00) |
|          | MK706 Squeeze key                       | 35.00 | (2.00) |

### Rotators

|                          |        |        |
|--------------------------|--------|--------|
| Light Duty               | 78.00  | (4.00) |
| Light Duty               | 38.50  | (4.00) |
| Medium Duty              | 139.00 | (4.00) |
| Medium Duty (Round Face) | 169.00 | (5.00) |
| Medium/Heavy Duty        | 219.00 | (5.00) |
| Heavy Duty               | 445.00 | (5.00) |
| Elevating Rotator        | 149.00 | (5.00) |
| Azimuth/Elevating        | 279.00 | (5.00) |

## KENWOOD

|        |                              |         |        |
|--------|------------------------------|---------|--------|
| TS940S | 9 Band TX General Cov RX     | 1995.00 | (—)    |
| AT940  | Auto/ATU                     | 244.88  | (3.00) |
| SP940  | Ext Speaker                  | 87.55   | (3.00) |
| TS140  | HF 9 Band Gen. Cov. TX/RX    | 962.00  | (—)    |
| TS665  | HF6m TX Gen. Cov. RX         | 965.00  | (—)    |
| TS440  | 9 Band TX General Cov RX     | 1138.81 | (—)    |
| AT440  | Auto/ATU                     | 144.82  | (3.00) |
| PS50   | H/Duty PSU                   | 222.49  | (3.00) |
| AT1230 | All Band ATU/Power Meter     | 208.67  | (3.00) |
| SP1230 | External Speaker Unit        | 66.49   | (3.00) |
| PS430  | Matching Power Supply        | 173.78  | (3.50) |
| SP430  | Matching Speaker             | 40.81   | (3.00) |
| SM220  | Station Monitor              | 343.82  | (3.50) |
| BS8    | Band Scope Unit (830/940)    | 77.00   | (2.50) |
| TL922  | 10/160 2kW Linear            | 1495.00 | (7.00) |
| TH25   | New 2m H/Held                | 230.00  | (3.00) |
| TH45   | New 70cm H/Held              | 269.00  | (3.00) |
| TH75   | New 2m/70cm H/Held           | P.O.A.  | (—)    |
| TH205  | 2M HH                        | 215.26  | (3.00) |
| TH215  | 2M HH Keyboard               | 252.13  | (3.00) |
| TR751  | 2M 25W M/M Mobile            | 599.00  | (—)    |
| TS790  | VHF/UHF Transceiver          | 1495.00 | (—)    |
| R2000  | Gen Coverage HF/RX           | 599.00  | (—)    |
| VC10   | 118-174MHz Converter (R2000) | 161.94  | (2.50) |
| RS000  | General Coverage HF/RX       | 875.00  | (—)    |
| VC20   | 118-174MHz Converter (R5000) | 167.21  | (2.50) |
| TM701  | New 2m/70cm FM Mobile        | 469.00  | (5.00) |
| TM721  | 2m/70cm FM Mobile            | 675.00  | (5.00) |
| TM231E | New 2m FM Mobile 50/105W     | 299.00  | (5.00) |
| TM431E | New 70cm FM Mobile 35/105W   | 318.00  | (5.00) |
| SMC30  | Speaker/Mic TH214/2600       | 28.31   | (2.00) |
| MC50   | 4P Desk Mic                  | 46.98   | (3.00) |
| MC80A  | 8P Desk Mic                  | 88.22   | (3.00) |
| MC80   | Electric Desk Mic            | 53.98   | (3.00) |
| MC85   | Desk Mic Audio Level Comp    | 99.00   | (3.00) |
| MC43   | 8P Flat Mic                  | 22.22   | (2.00) |
| MC35   | 4P Flat Mic                  | 21.72   | (2.00) |
| MC55   | Mobile Mic (6p.o. 8p)        | 52.67   | (3.00) |
| LF30   | HF Low Pass Filter           | 32.26   | (2.50) |
| HS6    | Deluxe Hiphones              | 24.36   | (2.50) |
| RZ1    | 500Hz-950MHz AM/FM Scanner   | 37.54   | (2.50) |
|        |                              | 465.00  | (6.00) |

### SWR/PWR Meters

|               |                    |       |        |
|---------------|--------------------|-------|--------|
| HANSEN        | 130/440MHz 20/200W | 52.75 | (2.50) |
| W720S         | 1.5-150MHz         | 12.50 | (2.00) |
| JD110         | YMIK               | 31.50 | (3.00) |
| YMIK          | 1.5-60MHz          | 30.15 | (3.00) |
| Yaseu Y560    | 140-525MHz         | 81.65 | (3.00) |
| Hanson FS500H | 1.5-30MHz          | 53.40 | (3.00) |

### Miscellaneous

|              |                                |        |        |
|--------------|--------------------------------|--------|--------|
| SMCS 2U      | 2 Way SO239 Switch             | 18.95  | (2.50) |
| SMCS 2N      | 2 way 'n' Sits Switch          | 23.50  | (2.50) |
| Kenpro KP21N | 2 way Switch 'n' Socket Deluxe | 27.00  | (2.50) |
| T30          | 10W Dummy Load                 | 299.95 | (3.00) |
| T100         | 100W Dummy Load                | 45.00  | (3.00) |
| T200         | 200W Dummy Load                | 65.00  | (3.00) |
| WAI          | Wavemeter 120-450MHz           | 24.95  | (2.00) |
| PK232        | Packet/RTTY Terminal           | 299.95 | (3.00) |
| Datong D70   | Morse Tutor                    | 63.40  | (3.00) |
| Datong FL2   | Audio Filter                   | 100.91 | (3.00) |
| Datong FL3   | Audio Filter/Autotouch         | 146.54 | (3.00) |
| Datong ASP   | Processor 8pin                 | 93.15  | (3.00) |
| Datong ASP   | Processor 8pin                 | 93.15  | (3.00) |
| Datong AD370 | Active Antenna                 | 77.62  | (3.00) |
| Datong PCL   | General Coverage Converter     | 154.80 | (3.00) |



Instant credit available.  
Mail/Telephone order by cheque or  
credit card. Cheques cleared before  
goods despatched. (E&OE)



OPEN TUES.-SAT. 9.00-5.30  
(CLOSED MONDAYS)

STOCK ITEMS USUALLY  
DESPATCHED WITHIN 48 HRS

DELIVERY/INSURANCE PRICES  
IN BRACKETS

# R. N. Electronics

Professionally Designed Equipment for Amateurs

Our reputation for high quality equipment has spread  
and we are now regularly sending 6 metre transverters  
around the world. In every case our equipment is  
individually tested and aligned to meet these high  
specifications.

All our transverters meet the same high specification

SECOND HARMONIC: < -70dB

INTERMOD: < -32dB

SPURII: < -60dB

NOISE FIGURE: < 2.5dB

### TRANSVERTERS

Our 2m IF transverters require a drive level of 0.5 - 3.0 watts, or up to 12 watts  
with our 70dB switched attenuator. The 10m IF models can be supplied for  
drives between 0.25mW and 20W with a separate receive output if required.

- 144/50MHz 25W p.e.p. £199 + £4 p&p
- 28/50MHz 25W p.e.p. £209 + £4 p&p
- 145/70MHz 25W p.e.p. £249 + £4 p&p
- 145/70MHz 10W p.e.p. £199 + £4 p&p
- 28/70MHz 10W p.e.p. £209 + £4 p&p
- 144/28MHz 25W p.e.p. £209 + £4 p&p
- 7dB switched Attenuator £25 + £2 p&p

### PRE AMPLIFIERS

Low noise (< 1dB) GaAs FET Pre-amplifiers for 6m, 4m and 2 metres.  
RF or DC Through Switching (Max 100W p.e.p.).

- Indoor boxed unit £38 + £2 p&p
- Masthead (line powered) with indoor DC feed unit £75 + £4 p&p
- LOW NOISE GaAs FET MASTHEAD PRE AMPS for 50MHz, 70MHz, 144MHz, 432MHz and 934MHz.
- 200W POWER HANDLING £99 + £4 p&p.

### RECEIVE CONVERTERS

10M receive, 2M IF. With thru switching on transmit use with 6m transverter and work

10m/6m Crossband £45 + £2 p&p

### RECEIVE ONLY CONVERTERS

2m IF for 4m, 6m or 10m, receive £39 each + £2 p&p each

10m IF for 2m, 4m or 6m receive £39 each + £2 p&p each

### MET ANTENNAS

50MHz 3 el. £42.95, 5 el. £64.40, 70MHz 3 el. £37.30 p&p £4.50

### SEMI CONDUCTORS

- BGY41B 450MHz 15W Module £20 + £1 p&p



37 Long Ridings Ave, Hutton, Brentwood,  
Essex CM13 1EE. Tel: 0277 214406



# DTI APPROVAL TO CONVERT MULTIMODE CB's TO 10M

For licenced amateurs only, rigs  
accompanied by the DTI written  
authority to possess and convert

CB to 10 FM Conversion Boards, for CB's with LC7136/7  
and TC 9119 PLL's to give 29.31-29.70 MHz. Built and  
aligned board type SC29 £18.50. Or send your rig and  
we'll fit it £35 inc. P&P. For rigs with MM 55108 use  
SC29F board, £31.50 fitted inc. carriage.

Multimode CB 10M conversions, kits from £23 to £49.50  
dependent on rig type. Fitted from £25 to £75 dependent  
upon type.

FM Conversions for Yaesu rigs, FT 101, FT 107, FT 707  
etc. For rigs with AM. Built and tested boards £64. Or  
send your rig and we'll fit them £130 inc., return carriage.

FM Board for HF receivers, R600, R1000, FRG7000 etc.  
Type FD455 demodulator board £7.50. Type NS 1000  
noise squelch board £14.

MANY OTHER KITS FOR AMATEUR AND CB  
SEND £1 FOR LIST PLEASE

VAT & P&P INC PRICES

Delivery within 14 days if

available

24 hr answering

SHOP TIMES:

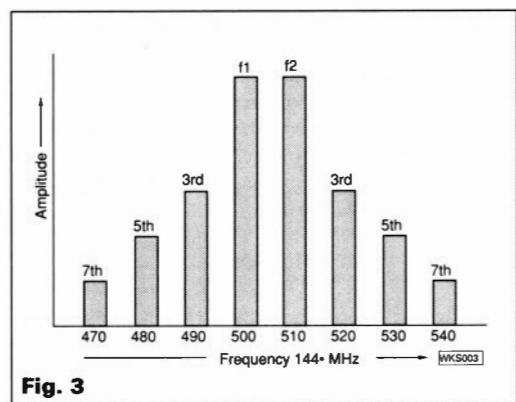


## RF Intermodulation

In addition to the creation of harmonics from a pure, single frequency signal, amplitude non-linearity can also produce inharmonic signals when two or more signals of different frequencies are applied to the input. These new signals are called intermodulation products, IPS for short. Let us consider what happens when there are just two signals on frequencies  $f_1$  and  $f_2$ . First, two new signals are produced corresponding in frequency to  $f_1=f_2$  and  $f_2-f_1$ . As an illustration let us make  $f_1$  144.500MHz and  $f_2$  144.51MHz. Thus the new signals correspond to 289.01MHz and 0.01MHz and, in this case, are so far removed from the 144MHz amateur band that they are generally insignificant. These are called second-order IPS. In addition to these, there are also the straight harmonics of  $f_1$  and  $f_2$ , such as  $2f_1$ ,  $2f_2$ ,  $3f_1$ ,  $3f_2$ , etc., but again since these are well above the fundamental frequencies they are naturally filtered out by the circuit design.

### Odd-Order RF Intermodulation

Odd-order harmonics include the 3rd, 5th, 7th etc., as we have seen. Now, odd-order r.f. intermodulation is a much bigger problem than 2nd or even-order r.f. intermodulation because the new frequencies produced can fall close to the originating frequencies, especially when the originating frequencies themselves are close together. The sum products such as  $2f_1 + f_2$  and  $2f_2 + f_1$  are not such a problem since, again, they are well up in frequency.



**Fig. 3**

However, let us consider the 3rd-order IPS which correspond to  $2f_1 - f_2$  and  $2f_2 - f_1$  using the two frequencies for  $f_1$  and  $f_2$  as just exemplified. We then find that 3rd-order IPS are produced, separated by a mere 10kHz. This is better seen from the spectrum display in Fig. 3. This display also reveals other pairs of IPS, corresponding to the 5th and 7th orders.

The 3rd-order products result from the product of three signals, which can either be independent signals or just two signals as we have seen. The 5th-order IPS derive from  $3f_2 - 2f$  and  $3f_1 - 2f_2$ , while the 7th-order IPS derive from  $4f_2 - 3f_1$  and  $4f_1 - 3f_2$ . The even higher odd-order IPS continue in this sequence. In other words, each pair of IPS is separated evenly from its partner by a frequency equal to the difference frequency of the two originating signal.

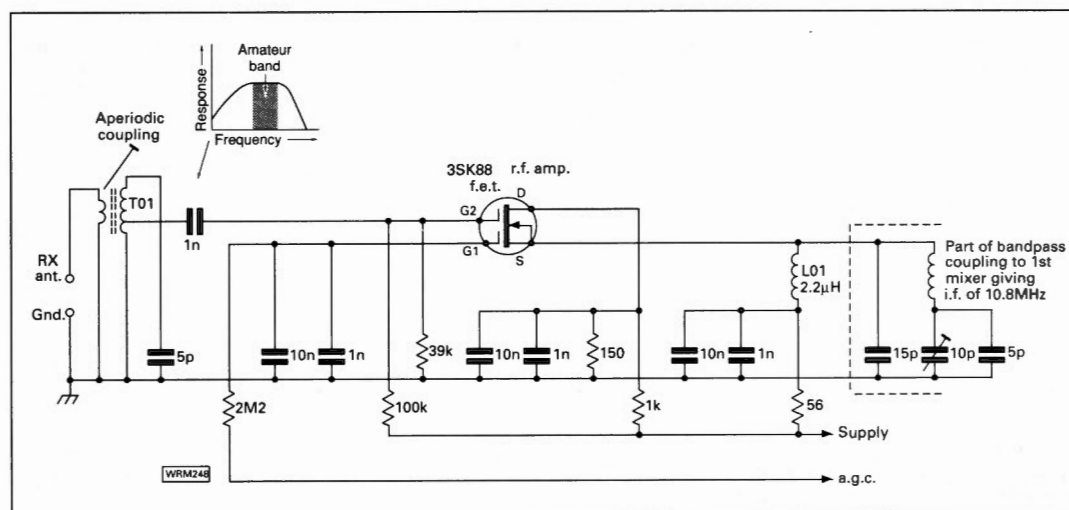
The amplitude of the IPS depends on the amount of non-linearity involved, while the orders are influenced by the mathematical nature of the non-linearity. As already noted, valves and field-effect transistors generally produce lower amplitude odd-order IPS than bi-polar transistors, which is one reason why field-effect transistors are commonly employed in receiver front-ends.

All the IPS in Fig.3 would tend to find their way through the receiver circuits and give rise to spurious responses, assuming sufficiently large amplitudes. Remember, though, that it needs at least two signals to produce IPS, and that for significant response the two signals would need to be relatively strong. Under practical conditions, the effect on reception can change as different signals of varying strength come and go. With only one of the originating signals modulated, each response would carry that same modulation. With both modulated, however, each spurious response might well carry the modulation of the two (or more) signals.

When the modulation is single-sideband, severe 3rd or higher odd-order intermodulation has the effect of widening the bandwidth so that each signal of excessive strength appears to occupy a greater spectrum than normal. This is because an s.s.b. signal has its own range of audio sidebands, which themselves produce close-in IPS. Such apparent widening might also be accompanied by difficulty in achieving resolution of the s.s.b. signal.

When there is a multiplicity of strong signals, as there well might be under lift conditions during a contest, for example, the signals all tend to add on a peak basis, so that ultimately the net signal level is

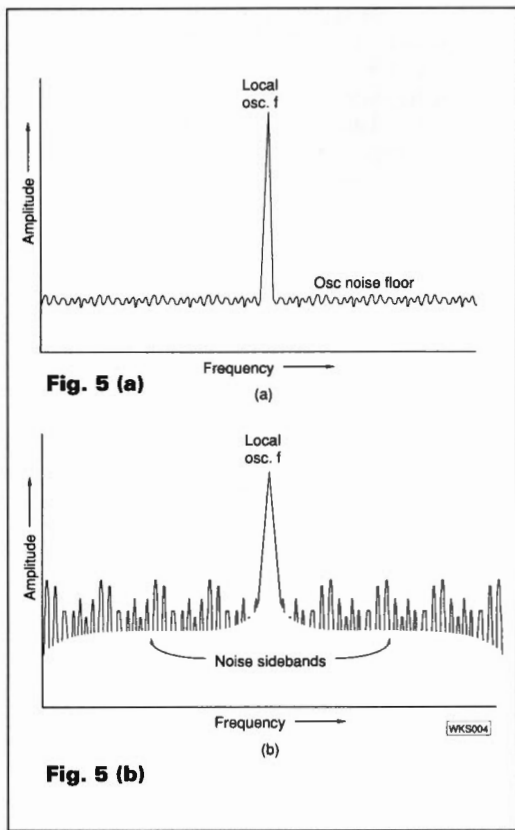
**Fig. 3: RF intermodulation products arising from two parent or driving signals at f1 and f2. Each order yields a pair of products. The 3rd-order products are usually of greatest amplitude and are therefore more important than the others.**



**Fig. 4: The r.f. amplifier front-end of the Yaesu FT-480R, showing the aperiodic antenna coupling (fairly wideband) and part of the bandpass coupling to the mixer.**

**Fig. 5: (a) Spectrum of a very 'pure' local oscillator signal. (b) Spectrum of a local oscillator affected by noise sidebands.**

These can be transferred to a weak, wanted signal when a strong carrier occurs close to the weak, wanted signal. This is reciprocal mixing, as explained in the text.



such that even the best of front-end designs commences to exhibit the symptoms of odd-order intermodulation. This is particularly likely when a fairly high-gain antenna preamplifier is connected between the receiver (or transceiver) antenna input. If such an amplifier has a gain over the passband of, say, 12dB, then the signal level applied to the front-end will be lifted by four times (12dB equals four times voltage ratio), which could be enough to push the receiver r.f. amplifier/mixer into severe non-linearity. Things can become pretty hectic when there are several very strong s.s.b. signals on the band, owing to the complex intermodulation of their sidebands!

Signals which are not actually within the 144MHz amateur band can sometimes evoke spurious responses, should they find their way into the front-end from the antenna at high level. For example, two very strong signals, one at 133MHz and the other at 278MHz, would produce a weak response at 145MHz (in band), even though the unwanted signals are outside the tuning range of the receiver. This would be a 2nd-order response at  $f_2 - f_1$  ( $278\text{MHz} - 133\text{MHz} = 145\text{MHz}$ ). Although the input selectivity of 144MHz transceivers is fairly flat over the band, there is generally a reasonable degree of band-pass filtering which should attenuate out-of-band signals (see Fig. 4). However, when a very strong signal falls just out of the amateur band, then it may be necessary to use additional filtering at the receiver input.

Modern h.f. transceivers are commonly equipped with a number of separate bandpass filters, providing both r.f. preselection and r.f. to mixer preselection, one set for each band, which are diode-switched. Triple or quadruple conversion is also common nowadays, with intermediate frequencies in the order of 40MHz, 9MHz and 455kHz. The high frequency first i.f. minimises 'image' responses by shifting them outside the response of the r.f. pre-selection

## IF and Image Responses

The Trio TS-940S has quadruple conversion with intermediate frequencies of 45.05, 8.83MHz, 455 and 100kHz (the latter i.f. is not used on f.m.). The oscillator in this example would be running at 59.25MHz to yield the 45.05MHz first i.f. from a 14.2MHz incoming signal. (e.g., i.f. equals oscillator frequency minus incoming signal frequency). A signal arriving at the input around 45.05MHz would have to penetrate the pre-selection of the band in use to produce a response. The rig could be expected to have an i.f. rejection ratio of, at least, 100dB, which means that an antenna signal around 14mV at the i.f. would be needed to evoke a similar response as a tuned, in-band signal of 0.14μV.

Still assuming a local oscillator signal of 59.25MHz, the mixer would also produce the first i.f. of 45.05MHz from an input signal of 104.3MHz (e.g., 104.3 minus 59.25 equals 45.05MHz). This response, which occurs at the tuned frequency (14.2MHz) plus two times the i.f. (90.1MHz), is known as the second-channel or, more commonly now, the image response. Again, the degree of response is dependent on the attenuation provided by the r.f. pre-selection at the particular band. A rejection ratio similar to that of the i.f. should be expected.

Another spurious response not very often considered, is known as half i.f. response or repeat spot response. Let us still assume that the receiver is tuned to 14.2MHz and that a very strong signal at 36.725MHz is being picked up by the antenna. This signal could be strong enough to produce a second harmonic at the front end of 73.45MHz. Now, let us also suppose that the local oscillator is producing a second harmonic at 118.5MHz. Thus, from these two signals the mixer will deliver the i.f. (e.g. 118.5 minus 73.45 equals 45.05MHz). The repeat spot, then, is produced by a strong signal which is half the i.f. above the tuned frequency, when the oscillator is working the i.f. above the signal frequency. It usually needs a very strong signal to evoke a response, the suppression ratio also being dependent on the purity of the oscillator signal.

## Blocking

Sometimes called gain compression, the blocking effect is very apparent when a strong carrier occurs somewhere within the passband (often close to the signal), since then the wanted signal falls dramatically in strength, just as though the strong signal has taken away the wanted signal. Blocking is caused by a stage in the front-end being driven so hard that it becomes saturated and then has difficulty in passing any further signal (see Fig.1). Blocking and intermodulation are somewhat related in terms of cause at least.

## Reciprocal Mixing

Another large signal aberration is so-called reciprocal mixing, but unlike harmonic production, intermodulation and blocking it is not a direct result of non-linearity. Reciprocal mixing stems from the local oscillator which, instead of possessing an absolutely 'pure' spectrum, is endowed with undesirable noise sidebands. A pure oscillator spectrum would appear as at (a) in Fig. 5. Here the oscillator signal rises cleanly above the noise floor.

The spectrum at (b) shows an oscillator signal rising from a much higher noise floor which is, in fact, composed of a whole spectrum of 'noise



sidebands, clustering each side of the signal. Fig.5 (b) is the sort of spectrum that might occur from a particularly noisy frequency synthesiser, being very similar to that of tape modulation noise.

Let us suppose that our 144MHz band rig is tuned to a weak signal at 144.3MHz, that the first i.f. is 10.8MHz and that the frequency of the local oscillator is below the frequency of the incoming signal, therefore running at 133.5MHz. If a strong signal were suddenly to appear at 144.31MHz, 10kHz above the tuned frequency, it would arrive at the mixer and, in effect, tend to act as another 'local oscillator' signal, while the sideband noise from the real local oscillator would then seem to the mixer as another 'wanted' signal.

That sideband noise centred on 135.51MHz would thus appear within the i.f. passband along with the real wanted signal. In other words, the oscillator noise sidebands would be dumped on the weak 144.3MHz signal we are trying to receive, thereby further impairing its signal and hence readability noise ratio. In a severe case the noise sidebands might completely mask the weak signal. It is because of the reversed role of the mixer to the slightly off-frequency strong signal, acting as a 'local oscillator', and the noise sidebands acting as a 'wanted signal' that the term reciprocal mixing has been coined.

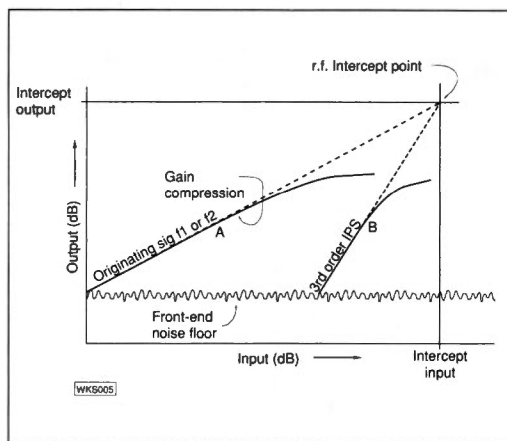
One of the purest oscillators is a crystal circuit with high  $Q$  tuning. It is almost impossible to measure reciprocal mixing accurately with a synthesised signal generator, but for this test I have found the non-synthesised Marconi TF995B/2 signal generator useful. This instrument uses valves and has a relatively clean spectrum.

The parameters discussed relate to the strong signal performance of receivers, that is, how strong a signal can be accommodated before the receiver badly misbehaves. The 3rd-order intermodulation performance is very important since it can set the upper side of the dynamic range sandwich (the noise floor and sensitivity setting the lower side). Poor 3rd-order intermodulation performance will also lift the noise floor under the practical conditions of many in-band signals and sidebands. The 3rd-order response increases by 3dB each time the r.f. is raised by 1dB (5th-order by 5dB per dB r.f. increase, and so on).

Intermodulation problems arise from any non-linearity, as already explained, so in the front-end the non-linearity can occur both in the r.f. amplifier (if used) and mixer. Of course, for a mixer to function it must have non-linearity to provide the i.f. from the 2nd-order product! The craft is to keep the odd-order products as low as possible, especially under conditions of strong input signals. Recent designs are focused on the attenuation of odd-order products, with a current lean towards the use of 'double balanced' mixers. For the sake of good, small-signal performance, the mixer must also have a low noise characteristic.

### Testing For 3rd-Order Intermodulation

The outputs of two signal generators are combined for the least interaction and intermodulation and the signals are tuned to the particular band and spaced, say, by 10kHz. One



**Fig. 6: A plot expressing the r.f. intercept point, which can be referred either to the input or output signal level. This is fully explained in the text.**

generator is switched off, and the receiver under test is tuned to the remaining signal and the levels adjusted to provide a datum response corresponding to the receiver's sensitivity. Both generators are then switched on and the receiver tuned to one of the 3rd-order responses. For example, the tuning would be to 144.490 or 144.520MHz if the two input signals are at 144.500 and 144.510MHz.

The outputs of the two generators are increased in step so that their amplitudes correspond until a response signal equal to that of the datum sensitivity response is obtained. The 3rd-order intermodulation ratio can be expressed as the dB difference between the input required for the 3rd-order response and that for the on-tune datum sensitivity.

### RF Intercept Point

Another expression of 3rd-order (or higher odd-order) intermodulation is shown in Fig. 6. A plot (curve A) is made of the input/output power. Initially a 1dB increase at the input will give a 1dB increase at the output. The output slows and ultimately ceases at the gain compression point, and 3rd-order IPS rise from the noise floor. A plot (curve B) is then also made of this response.

Now, the r.f. intercept point is really an imaginary one which is obtained by extending the plots A and B until they meet or intercept. The parameter can then be expressed either as the input intercept or the output intercept. The appropriate signal level is generally expressed in dBm (dB above 1mW). The output intercept will always be higher than the input intercept by the dB gain of the device (e.g. front-end) under test.

This theoretical expression of 3rd-order intermodulation is handy because it can also be used to determine the effective dynamic range of a receiver.

As the 3rd-order response increases fast beyond gain compression, a good test is to switch off an antenna pre-amplifier if reception is marred by intermodulation problems. If the trouble clears up it is a sure sign that the front-end is being overloaded. Sometimes, just swinging a 144MHz band beam Yagi antenna off-beam, thus reducing a powerful signal coming from a particular direction, is enough to prove whether the trouble lies in the receiver or transmitted signal!

PW

**WIRELESS-LINE...WIRELESS-LINE...WIRELESS-LINE...WIRELESS-LINE...WIRELESS-LINE...WIRELESS-LINE...**

**Your connection for up-to-date information on all aspects of amateur radio and home construction.**

**Dial 0898-654632 for the latest news on Propagation, HF, VHF & Satellite Operating, DX, Special Event Stations, Exhibitions, Rallies, Cancellations and all the other news.**

**Read to you by Elaine Richards G4LFM, the bulletin is up-dated each Friday.**

**Don't forget - for the latest news, contact Wireless-Line on 0898-654632. Calls are charged at 38p per minute Peak, 25p per minute off-peak.**




# STANDARD.

## C5200 Dual Bander



NOW Available in  
10 watt version at  
**£420**  
only


### C528



This super  
compact dual band  
transceiver is  
proving as popular  
as the C500 was  
— why not try one  
at Picketts Lock?

**£379**

## THE MINI C112 2M FM




Has to be seen to be  
believed — has sensitivity  
of a base station, but fits  
into your top pocket.

**£239**

## AX700E Scanner

50-905MHz Scanning Receiver



See Shortwave Review  
**£575**

### C500



New  
low  
price  
of  
**£335**

\*including  
CNB III  
Nicad Pack

TRADE ENQUIRIES WELCOMED  
PLEASE PHONE 01-450 9755  
★ STRICTLY TRADE PLEASE ★

400 EDGWARE ROAD, LONDON W2  
01-723 5521 Tlx 298765

OPENING TIMES: 9.30am-5.30pm Mon-Fri. 10am-4.30pm Sat.



Normally 24hr despatch  
but please allow 7 days  
for delivery





# The PW Badger Cub Part 2

**Construction**

The PW Cub is constructed on a double-sided glass fibre p.c.b. on which the top copper layer is used solely for 'earthing' components by a low impedance path to ground. A few general tips before beginning building can save time and money. You should, before handling IC1, take the necessary self earthing precautions as this is a c.m.o.s. device, and as such is sensitive to static discharge.

When fitting the transistors, push them as close to the top plane as possible without shorting any of the pins or cases to the earth plane itself. Transistor TR7 is fitted with its small heatsink and then mounted just above the plane but not in contact with it. The r.f. power transistor (TR7) has one anomaly, the pin-out configuration as shown in the *Towers Transistor Book*, update 3, is wrong (according to the manufacturers information). The emitter and collector connections are reversed on the pin-out shown. This transistor is not like most other ones in similar cans. Should you think of substituting the somewhat cheaper 2N3866, some modifications will have to be made to the board because of the differing pin-out.

## Construction

Let us start by winding the inductors L7-11, not forgetting to leave sufficient 'tails' to make the connections through the board. The inductor (L7) is the only one wound with a 5mm internal diameter. It consists of 3 turns of 0.71mm (22s.w.g.) enamelled copper wire wound using the shank of a 5mm drill as the former. The turns are spaced to cover a length of 10mm. Inductors L8-10 all consist of 4 turns of the same wire, but this time wound on a 3mm former.


Again, the coils should be wound to cover a length of 10mm. Inductor L11 is a single turn but is left unstretched and with long legs to allow connection to the board. Also wound on a drill shank is the heatsink for TR6, which is fashioned from a small piece of tinplate wrapped around a suitable drill as a former, to ensure a reasonably tight fit on the component.

Using the layout in Fig. 2.1 as a guide place and solder all resistors and capacitors. Then IC1. On the original unit, a holder was used for this last component as it can be sensitive to static build-up. The i.c. was fitted at the last moment prior to testing.

Using the correct S18 coil, mount and solder those in the correct locations on the board, again using the layout a r.f.c.s, taking care with the insulation when passing the wire through the ferrite bead as they have sharp edges. These consist of two turns each for both RFC1 and 2, not 22 turns as listed in the Shopping List in the last part of the article. For the 12V line filters FB1-3, feeding transistors TRs5-7. Each is a small length of 0.71mm wire passed through a ferrite bead before attaching the wire to the board. The r.f. connections to socket SK2 and the receiver should be made from good quality r.f. coaxial cable. The microphone connection from socket SK1 to the board, and the +12V feed from the board to the receiver, may be made from ordinary lightweight coaxial cable the outers of which should be connected to the earth plane.

Fit the relay RL1, followed by the cans over the S18 coils, then the Veropins as required. Now comes a slightly more difficult operation as screens have to be manufactured from either tinplate or some p.c.b. material. These screens consist of three 23x10mm pieces of either material mounted in the positions shown in the layout diagram. Whichever material is chosen it should be as thin as possible.

Practical Wireless, April 1990



Check every other component for placing and orientation on the board and then finally solder the crystal or crystals into position with the minimum of heat and physical strain. Once again check for dry joints and or solder bridges. A check for shorts between the supply lines with an Ohmmeter completes the construction

## Setting Up

The PW Badger Cub is a low power transmitter, but none-the-less as a rough guide, between one and two watts of r.f. power should be available when fully tuned.

Start the setting up procedure by turning all variable controls to about mid position in each case, if more than one channel has been fitted then choose a channel which is in the middle of the frequency range. Attach an r.f. power meter, able to read about 5W maximum, to the antenna output and key up the transmitter. A small power reading should be evident, if no power reading is obtained then a small r.f. probe may be required to measure each stage in following the circuit through. First tune C33 and C34 for maximum output from the board. This eliminates the possibility that TR7 could become hot due to complete output mismatch.

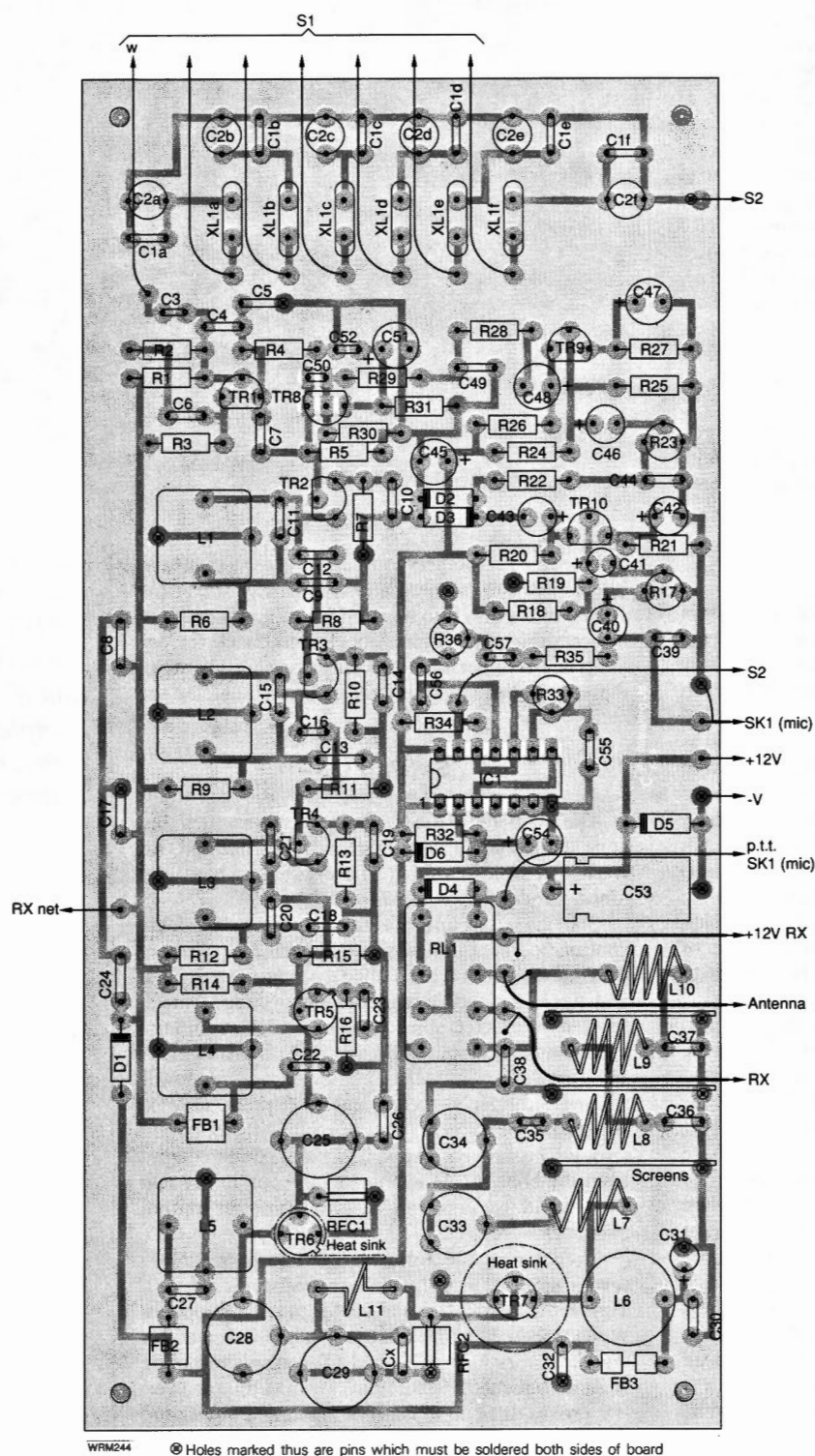
Then repeat the following actions sequentially several times to ensure maximum r.f. is being produced. Tune inductors L1, L2 and L3 for maximum output. When satisfied that no more is available, then adjust the capacitors C25, C28 and C29, again trimming them in sequence several times for maximum power. If it proves difficult to achieve maximum power and the vanes of C29 are fully meshed at any maximum produced, then a small 10pF may be added in the position marked Cx. This capacitor is shown in both the circuit diagram Fig 1.2 shown last month and the circuit overlay Fig. 2.1 on page 44 and 45.

## On Air Tests

At this point the help of a fellow amateur is very useful in setting up both tone and microphone deviation and microphone gain. In the absence of test equipment an 'on-air' test should prove more than adequate for these pre-set controls. Finally, we come to setting up

*Continuing in this issue, Mike Rowe G8JVE describes the construction and alignment to complete the PW Badger Cub f.m. transmitter.*

**Fig. 2.1: The Component overlay and**

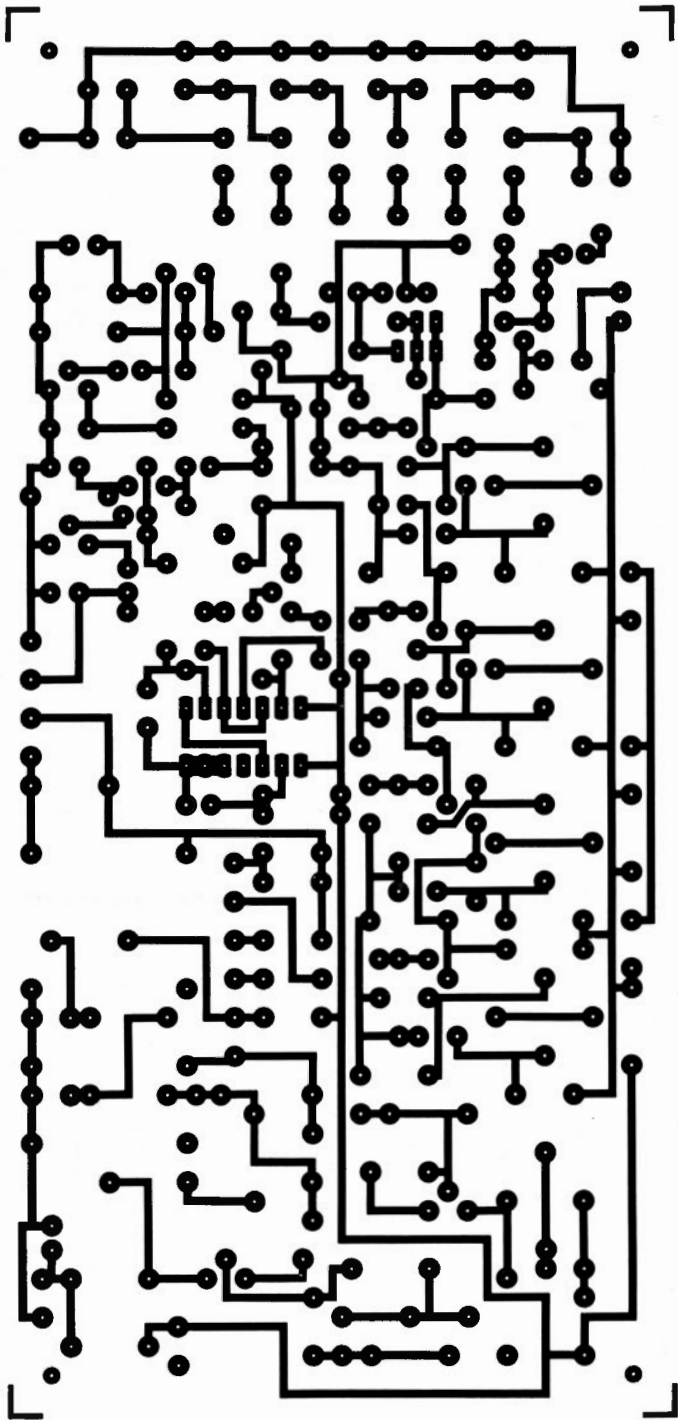



**The PW Badger Cub p.c.b. will be available from our PCB Service.**

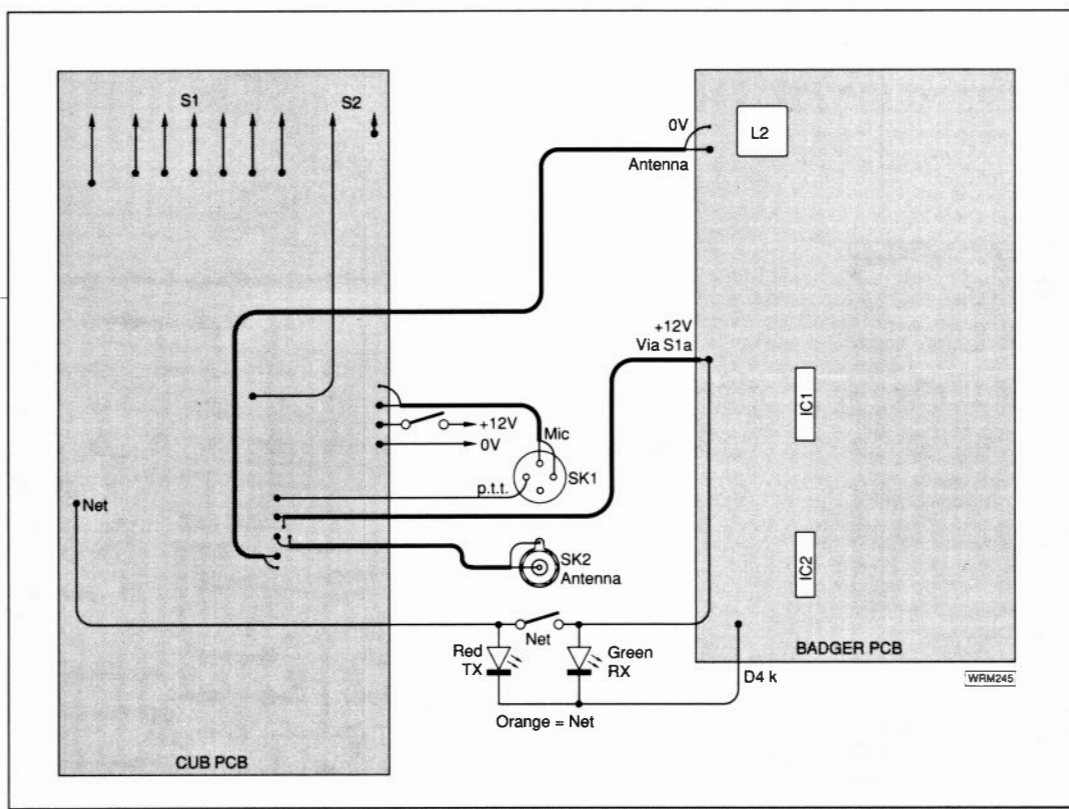
**Remember that when IC1 is placed onto the board, suitable precautions have to be taken against static damage.**



track pattern of the *PW* Badger Cub.



**Fig. 2.2: The general inter-connection diagram, showing how the PW Cub board is wired into the existing PW Badger receiver, published in PW October 1988.**



the exact transmission frequencies. The easiest method is with the use of a frequency counter. If you do not possess one and you do not have an acquaintance who has one then, again you may set it 'off-air' for the best quality.

PW

**Those not fitting the PW Cub into the Badger should refer to the original October 1988 article if in doubt.**

## The Standard C528 144/430MHz FM Handy Transceiver

# REVIEW

I hope by now you have the impression I really liked using this rig. Apart from a few gripes here and there I found the rig very sensitive, easy to use in a hurry and relatively well laid out. I was particularly impressed by the display, it being very easy to use in all lighting conditions and from very oblique angles. Liquid crystal displays are notoriously hard to read at some angles. Standard seemed to have overcome this problem by making the clear plastics window over the display into a lens bending the image of the display around corners.

As far as the manual was concerned I found it very easy to use, enabling me to manipulate the equipment quickly and accurately. However, I did feel it a bit short of explanation on what some of the functions were actually doing.

The only other very small gripe I have to make is regarding the antenna, it's very rigid in construction and one gets the feeling that if it were caught on

anything it might be possible to break it's socket clean out of the rig. Having said that the antenna does a splendid job on both bands.

### Options

The Standard C528 has a host of optional extras, four types of battery pack and chargers (normal, mobile and quick charge) for instance. The different sizes of battery provide options between high capacity or high voltage. Not to mention two types of speaker microphone and a head set with p.t.t. for mobile operation. I see also on the list, soft cases to take the rig and all its different size batteries, plus a mobile mounting bracket. Last but not least is a c.t.c.s.s. (tone squelch) unit; although I'm not sure if this is available in the UK, as this type of operating technique has not caught on here.

### Summary

It's time to give it back I suppose, I shall be sad to see it go. Having used the rig while mobile/portable and as a base station I feel it is a light and versatile rig and well priced (£379) when all considered. Our thanks go to Norman at Lee Electronics for the loan of the review equipment. For further details contact: Lee Electronics, 400 Edgware Road, London W2. Tel: 01-732 5521.



# C.M.HOWES COMMUNICATIONS

Mail order to: EYDON, DAVENTRY  
NORTHANTS NN11 6PT  
Tel: 0327 60178



**"Thanks for the nice signal report, OM."**

**The station here is home-brew."**

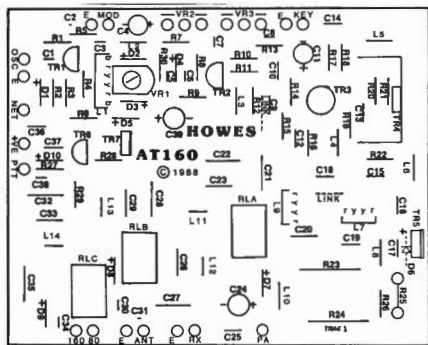
It's a great feeling to be able to say you built the equipment yourself, not to mention the enjoyment you gain from doing the construction. You can feel sorry for the guy, who spent over three grand on his new set, and isn't enjoying his radio as much as you are. Sure his set seems to have knobs for everything, but somewhere along the black box production line, they took the fun out. How many extra QSOs do you get with 1000 memories, and fifty less than essential functions?

May we suggest a rig that offers the challenge and pleasures of low power communication, combined with the fun of building it yourself?

## SINGLE BAND CW TRANSMITTERS

These little rigs are simple to build, but offer a nice sounding CW note that you can be proud of. Key shaping and output filtering are provided, as is one crystal to get you on the air. RF output power is adjustable with an onboard control. Provision is made for connecting a VFO (HOWES CVF range) for full band coverage, and you can also add a DcRx Direct Conversion receiver for transceive operation if you wish.

|                                     |             |                       |
|-------------------------------------|-------------|-----------------------|
| CTX80 (80M 5W)                      | Kit: £13.80 | Assembled PCB: £19.90 |
| CTX40 (40M 3W)                      | Kit: £13.80 | Assembled PCB: £19.90 |
| MTX20 (20M 10W)                     | Kit: £22.90 | Assembled PCB: £29.90 |
| CVF VFO (80, 40 or 20M)             | Kit: £10.40 | Assembled PCB: £16.90 |
| 50pF Tuning capacitor to suit VFOs: |             | £1.50                 |



Parts Location overlay on AT160 PCB

## DUAL BAND AM/DSB/CW TRANSMITTER

The **HOWES AT160** transmitter is great for the 160M club net, local nattering on AM, and long distance working on CW. 10W PEP output is available on both 80 and 160M bands. Front panel controls are provided for output power and carrier level. Excellent modulation quality is provided by a low level balanced modulator, class A driver stages, and plenty of RF negative feedback. Full key shaping is provided. The transmitter is broadband with no tuned circuits to align. Harmonics are -40dB or better with relay switched output filters. One crystal (80M) is provided, as is PTT switching (including antenna relay).

Matching microphone amplifier and dual band VFO kits are available.

|                       |             |                       |
|-----------------------|-------------|-----------------------|
| AT160 (Dual Band TX)  | Kit: £34.90 | Assembled PCB: £53.90 |
| VF160 (Dual Band VFO) | Kit: £19.90 | Assembled PCB: £34.20 |
| MA4 (Mic Amp for TX)  | Kit: £ 5.60 | Assembled PCB: £ 9.90 |

## DcRx DIRECT CONVERSION COMMUNICATIONS RECEIVERS

These receivers make a great introduction to amateur radio for the novice, besides being widely used by experienced QRP (low power) operators as part of a transceiver. Modes are SSB and CW, with up to 1W of audio output for 'speaker or 'phones. These are straightforward, single band receivers, and give amazingly good results. A "hardware" package to suit (case, dial, tuning caps, knobs, sockets etc) is available. There are versions for 20/30M, 40M and 80M amateur bands.

|                |             |                       |
|----------------|-------------|-----------------------|
| DcRx           | Kit: £15.60 | Assembled PCB: £21.50 |
| DcRx Hardware: |             | £15.50                |

## DXR10 10, 12 & 15M COMMUNICATIONS RECEIVER

This three band receiver gives SSB and CW reception on the three highest frequency shortwave amateur bands. These are commonly known as "DX" bands, and you can hear stations from all over the World. You don't need a big antenna for these frequencies, and this set will give great results with a simple wire dipole (details in the kit instructions). Performance is excellent.

|                 |             |                       |
|-----------------|-------------|-----------------------|
| DXR10           | Kit: £24.90 | Assembled PCB: £36.90 |
| DXR10 Hardware: |             | £14.00                |

## ACCESSORY KITS

We have lots of add-on goodies to tempt you with. Could you fancy extra filters, or perhaps a digital frequency display? Need a good quality ATU?

|                               |             |                       |
|-------------------------------|-------------|-----------------------|
| CTU30 All HF Bands ATU 30W    | Kit: £27.90 | Assembled PCB: £33.90 |
| CM2 Quality Mic with VOGAD    | Kit: £11.90 | Assembled PCB: £15.90 |
| CSL4 SSB & CW Dual B/W Filter | Kit: £9.90  | Assembled PCB: £15.90 |
| DCS2 "S meter" for receiver   | Kit: £7.90  | Assembled PCB: £11.90 |
| DFD5 Digital Counter/Display  | Kit: £39.90 | Assembled PCB: £59.90 |
| SWB30 SWR/Power Indicator     | Kit: £12.50 | Assembled PCB: £17.30 |

All **HOWES** kits come with a good quality Printed Circuit Board, full clear instructions, and all board mounted components. If you would like more information, please send an SAE for a free catalogue or information sheets on any specific products. Technical help and Sales are available by 'phone during office hours.

PLEASE ADD £1.00 P&P to your order total.

73 from Dave G4KQH,  
Technical Manager.



## Practical Wireless, April 1990



# What is Propagation?

Feature

In the February issue, I showed that in 1972, my first full year of observation for 15 hours per day, that my equipment counted 1 299 587 meteor 'pings' and how good it was to see the numbers rise and fall as the earth passed through the major showers. The super resolution of the Quadrantids, Fig. 1, in January 1973 set the pace for the rest of 1973 and 1974 when a total of 1 607 918 and 1 551 354 'pings' were recorded respectively. I concluded the experiment at the end of 1974 because it was very time consuming and I felt that a three year consistent experiment was enough proof that the system worked and, if anyone was interested, a larger and more sophisticated radio observation was feasible. The total 'pings' counted over three full years amounted to 4 458 859. In that time the equipment worked for 14 845 hours (5137 (72), 4993 (73) and 4715 (74)) which gave a mean average for the whole period of around 300 'pings' per hour.

The project lay dormant until March 1984 when I had a visit from Dr Patrick Moore and Dr John Mason, joint authors of the book, *The Return of Halley's Comet* (ISBN 0-85059-667-X) and editorial consultants to the monthly magazine *Astronomy Now*. Although their visit was for a general discussion about solar and auroral activity, John asked about the meteor work because this was one of his specialist subjects. And after a short successful demonstration, with a dipole and a scanner, he decided to repeat and advance the experiment at his home near Arundel.

## Room For Expansion

Being an electronics engineer as well as an astronomer and Public Relations Officer for the British Astronomical Association, John soon had his own system running and found that his early results were similar to mine. John, who has now done a great deal of work in this field, rightly suggests that further observations should be made trying a variety

of highly directional antennas looking at different areas of the sky.


In addition, more sensitive equipment and filtering could be tried, plus an investigation into the possibilities of using transmissions from other broadcast stations to obtain alternative angles between the sources of the signal, decaying meteor trails and the observers location. In fact, there is a great deal of work, needing a lot of patience, still to be done.

## Take A Look

To understand this subject better, take a look at the heavens on a clear dark night. It should not be long before you see a streak of bright light dart across the sky as a random meteor burns-up in the earth's atmosphere, a mere 70 to 130km above you. The trail you see is called the radiant and this is named after the constellation of stars, millions of light years away, from which it appears to come. For instance, an observer would look toward the constellation of Leo, between November 15 and 20, to see the earth's passage through the swarm of meteor particles known as the Leonids and so on for the Quadrantids (January 1-6), Lyrids (April 19-25), Perseids (July 23-August 20), Orionids (October 16-27), Geminids (December 7-16) and Ursids (December 17-25). Precise details are published annually in the Meteor Diary section of the Handbook of the British Astronomical Association.


Obviously this does not conclude the subject of meteors and in future, with the aid of this new column, I intend to keep you aware of developments in this fascinating field of astronomy in our 'back yard'. Next time, I plan to begin looking again at the real grass roots of the often hazardous medium through which all terrestrial radio signals must travel. Don't forget if you have any queries on propagation, do drop me a line at Faraday, Greyfriars, Storrington, Sussex RH20 4HE, and I will do my best to help. **PW**

*Ron Ham concludes his explanation of meteors, with details of what to look for in the sky.*



Although the Quadrantid Shower is supposed to last from the 1st to the 6th of January, there is normally one peak as shown on the 3rd of over 3 times any other day.

# Stabberies Not Included



*More libelous  
make-believe from  
Peter Rouse  
GUIDKD*

I must start this, the second, in these occasional jottings with an apology. I said at the end of the last article that I would be reviewing the new ICRKWFRG-7000000GTL Multi-Everything transceiver in this column but have since learned that this is impossible. Apparently the equipment is not yet in production and I had not realised that Yascom's advertising department works five years in advance of the production team.

Yascom were so horrified with the comments made in the last report that they even had their chief designer, Mr Ichitoe, write to me direct from Japan and warn that any further reference to the ICRKWFRG-7000000GTL would be met with a visit from the 'regal' department. I had the last laugh though because clearly Mr Ichitoe has not fully grasped our language and, in the best tradition of some instruction manuals from the Far East, made me laugh when he said, and I quote: "you kneecaps be rearranged and we no use anaesthetic". I assume this means that the tuning 'caps' need to be adjusted with a non-inductive trimming tool.

## Crockett and Tubbs Lookalikes

I am glad, that at long last fashion designers have come to realise that Radio Amateurs are not a load of old fuddy duddies who do nothing but wear sensible pullovers and sandals. I was therefore delighted to receive an invitation to the first of Pierre Cardigan's (YF-RONT) fashion shows for those of our persuasion. The highlight was the 'Hamorak' in either Pye blue or real-ale brown. This stylish jacket was mottled with simulated silicone grease stains and soldering iron burns (beautifully styled holes that were delightfully crispy and brown around their edges). This must be ideal wear for a visit to the club or rally. Several sweatshirts were also on offer (this year's colours are 'Box Black' and 'Import Grey') and carried such logos as "Hams don't do it but they talk about it".

I was also impressed with his beard-boom-mic (it just clips on); the ideal accessory for those amateurs who work 144MHz at rallies and do not like things

strapped round their head or attached to their glasses.

Pierre, of course, also provides a matching range of cosmetics. His E-layer friendly aerosols will come as a delight to amateurs young and old. There's the 'Speco-mist'; just a squirt (Roland Acne) makes the average lens look as if it has not been cleaned for weeks and as if it is covered in several greasy fingerprints (he's even working on pre-grimed sticking plaster for on-the-spot repairs that don't look as if they've just been done). However, the real show stopper was the 'bargain counter clearer'. Now, how often have you been to a rally and had to fight your way to the counter with the best bargains? It need be no more. Pierre's scientists have developed a special chemical spray based on a scent secreted by female pigs when they do not want to breed. (It is actually a synthetic substitute based on raw Garlic). A quick squirt on your 'Hamorak' is guaranteed to clear all space for a radius of about twenty feet. Finally, Pierre has perfected spray-on Dandruff which, I swear, looks just like the real thing and is guaranteed to stick to clothing for at least a fortnight.

Finally, like most Fashion designers, Pierre also includes accessories. I was particularly taken with his home-brew selection which included a set of six unmatched control knobs and a kit of blown fuses, which come complete with ready cut strips of cigarette packet foil (Galois appear to be just as good as the more familiar British brands).

## Contest Rules

The Joint Advisory Council on Contests have now announced three new categories for awards which are as follows:

(1) **Best Microphone Processor.** Judges will be listening not only for gross distortion but also the microphone's ability to pick-up sounds from several miles away during speech pauses.

(2) **The Midas Certificate.** This is awarded to the station with the most expensive and powerful set-up for portable operation. Radios, towers, caravans, portable spa-baths, etc., can all be included in the value which must be signed by a certified accountant.

(3) **Plodblaster Cup.** This will be awarded to the station with a signal wide enough to fill most of the 2m band. In the event of a tie-break, the cup will go to the station that attracts the most written complaints from emergency services operating outside of the band.

## More on SPROCKET

You may recall that the revolutionary (in more sense than one) new digital communication network called SPROCKET was described in detail in my last ramblings. Design team leader, Mike Beergut, now tells me that several new commands have now been added and are called version V1.03357 and are available on ROM (Rather Overpriced and Many-legged). They are:

LITHP Substitute "TH" for every occurrence of "S"

BURNPA Transmit a continuous sine wave for 2 hours



**COCKSNOOK** Precede all messages with "My gear's better than your gear" (also see **SNEER**).

**THRUSHBLIP** Transmit a quick burst and make Sparrows leap off your Yagi.

**COOKTHRUSH** See **BURNPA**

**SNEER** Automatically send **COCKSNOOK** to any station with less than two thousand pounds worth of equipment.

**SLAGOFF** Automatically simulcast to a Packet BBS and leave a message that is of little use to man nor beast.

### Sordid Pictures

I sadly have to inform readers that a recent court case has brought our hobby into disrepute. A well-known kit manufacturer has been jailed for supplying indecent photographs. It appears that he not only had a stock of pictures showing Japanese transceivers with their covers off, but also some hard-core material which even showed parts of the r.f. circuitry with the screening cans removed.

In passing sentence, Justice Jasper Multi-Mode said, "I have never heard of the Rolling Stones nor a Mister Michael Jagger but I do know that this is a most serious crime. You did lewdly expose to young and impressionable people, material that could have led them into the disgusting habit of home-brewing. You are hereby sentenced to five years hard labour (working out the RS-232 pin-out connections between all known computers) and will live on nothing but bread and Belinda's coffee grounds".



### Swap Spot

I have a CB radio with 'SWAR' meter, roger-bleep, burner and echo-mic plus Russian 35mm Grubbychef camera with spare lens-cap. Will exchange for all-mode h.f. rig such as Yaesu FT-One or similar.

PW

# Way above the competition

A complete range of mobile antennas for Amateur, PMR and cellular radio systems with built-in quality to maintain peak performance and long life. On-glass, magnetic and 'through-body' mounts.

UK distributors for the Doppler Systems Inc range of Radio Direction Finders (now up to 1 GHz). Wideband scanners, preamplifiers and antennas plus a full range of VHF monitor receivers.

For a quality signal buy a quality antenna

**Main distributor:**  
Garex Electronics,  
Tring, Herts.  
044 282 8580

**REVCO**

Revco Electronics Ltd,  
Station Yard, South Brent, Devon TQ10 9AL.  
Tel (0364) 73394 Fax (0364) 72007

**Local Dealers  
Nationwide**

# HENRY'S

45th

ANNIVERSARY

**ELECTRONICS DISTRIBUTORS FOR TRADE/  
INDUSTRY EXPORT AND HOBBYISTS**

**BIG DISCOUNTS  
FOR EDUCATION  
AND QUANTITY**

- Tools/Service Aids
- Test Instruments (UK's largest in-stock Range)
- Public Address/Disco
- Security/CCTV/Doorphones
- TV, Video Distribution
- Components Chassis Speakers, Audio, TV, Computer Accessories

### SPECIAL OFFERS

Dmm was (£18.95) **£13.95**  
(30 models stocked)  
1 kw outdoor PIR Lights controller was (£32.95) **£19.95**  
VHF/UHF TV/FM Amplifier was (£11.95) **£9.95**  
Analogue MM 27 Ranges CAP/Hfe/Temp/10A AC/DC etc. was (£39.95) **£29.95**  
ALL PRICES INCLUDE VAT

### FREE CAR PARKING

Two Car Parks (Bell and Church Streets). Present your ticket when purchasing and get one hour as discount.

OPEN 6 DAYS A WEEK FOR CALLERS AND TELEPHONED ORDERS

## HENRY'S AUDIO ELECTRONICS

404 Edgware Road, London W2 1ED  
Instruments/Audio 01-724 3564  
Security/Communications/CCTV 01-724 0322  
Components 01-723 1008 Fax: 01-724 0322  
Trade/Education/Export 01-258 1831  
(Please note - from 6 May 1990 the 01 Code changes to 071)

### CATALOGUE IN COLOUR

- Instruments
- Security
- Supplements
- Components
- Ask Henry's first
- £1 for callers, large SAE £2 stamp UK by post. Free to Education with Trade Price List

# DEWSBURY



# ELECTRONICS



**TS-140S £862.00**

**IF IT'S KENWOOD  
IT MUST BE  
DEWSBURY**


**A FULL RANGE AVAILABLE**



**TS-940S £1995.00**



**R2000 £595.00**



**TS-440S £1138.00**



**R5000 £875.00**

## WAVECOM W4010



**PRICES FROM £942.00  
inc. V.A.T.  
NOW AVAILABLE WITH FAX  
SEND S.A.E. FOR DETAILS**

professional-grade, high-performance data communications decoder/analyser, yet easy to use and at an affordable price:

- decodes Morse code, standard baudot, bit-inversion, arq, fec, ASCII, packet radio and variable speed baudot and ASCII
- for professional users, 14 additional commercial data communications modes (on supplementary eeproms) are available
- measures baud rates with high accuracy and makes synchronous and asynchronous bit analysis
- led-bar indication for tuning
- hard- and software additions and upgrade capabilities
- built in f7-b (f6) decoder
- universal microprocessor video card (24 lines × 80 characters or 18 lines × 40 characters)
- extensive rfi-filtering on all lines
- 5 int. language sets, including Cyrillic, Greek and Hebrew
- RS-232c/v. 24 serial port, Centronics parallel port
- optimal customer's support due to in-home r+d and 1 year warranty

**FULL RANGE OF KENWOOD PRODUCTS STOCKED**

**We are also stockists of DAIWA — POCOM — JRC — TAR — WAVECOM — VIBROPLEX —  
MICROWAVE MODULES — B.N.O.S.**

**Dewsbury Electronics, 176 Lower High Street, Stourbridge, West Midlands DY8 1TG**

**Telephone: Stourbridge (0384) 390063/371228**

**Fax: (0384) 371228**

**Instant finance available subject to status. Written details on request.**



# DEWSBURY



# ELECTRONICS

★ ★ STOP ★ ★

★ ★ PRESS ★ ★

DEWSBURY ELECTRONICS ARE DELIGHTED TO ANNOUNCE FOUR NEW ADDITIONS TO THEIR RANGE OF STAR MASTERKEY PRODUCTS.

★ ★ SUPATUTA ★ ★

★ ★ SUPAKEYA ★ ★


★ ★ SUPACONTROLA ★ ★

★ ★ SUPADUPA ★ ★

FOR DETAILS OF THESE NEW PRODUCTS SEND S.A.E. OR WATCH THIS SPACE.



**STAR MASTERKEY  
CMOS MEMORY KEYS**  
8 MEMORIES, BEACON  
MODE, DIRECT & GRID  
BLOCK KEYING. FULL  
DETAILS IN PREVIOUS ADS.  
STILL ONLY **£95.00**



**STAR MASTERKEY MKII**  
DOT-DASH MEMORIES  
IAMBIC OR SIDE SWIPE,  
SEMI AUTOMATIC MODE,  
12 VOLT OR INTERNAL  
BATTERY.  
**PRICE £54.70**

FULL RANGE OF BENCHER KEYS

POST, PACKING AND INSURANCE ON EITHER KEYS £3.00

FULL RANGE OF KENWOOD PRODUCTS STOCKED

We are also stockists of DAIWA — POCOM — JRC — TAR — WAVECOM — VIBROPLEX —  
MICROWAVE MODULES — B.N.O.S.

Dewsbury Electronics, 176 Lower High Street, Stourbridge, West Midlands DY8 1TG

Telephone: Stourbridge (0384) 390063/371228

Fax: (0384) 371228

Instant finance available subject to status. Written details on request.





# The Windom Revisited

*Is the Windom a dated antenna?*

*Dick Pascoe  
G0BPS put  
forward this  
article to prove it  
isn't.*

I returned from holiday (ex 9H3JX) to find my Top Band dipole had suffered the fate of all wire antennas. Yes it had broken, just by the feed point. It just shows what this modern wire is like. This script is the result of my search for the ultimate antenna. The amateur's dream, a simple antenna that costs pence (at most) to make, and yet can work world wide.

I started looking around to find something to replace the defunct dipole, and investigations showed that there was more to wire antennas than meets the eye. The abundance of information is demonstrated by the number of books available on the subject.

Fashion seems to have moved in many various directions over the years, so it is so strange to see

the mini-skirt return, and that old shirt that I finally threw away last week, is now all the rage again. Strange innit???

## The Original Windom

Antennas, or is it antennae? (*not with us: Ed.*) are examples of those things that change with fashion. Today's rage is for the beam antenna, but not everyone has the room (or the bank balance) to fit one.

One of the most popular antennas is the G5RV invented by Louis Varney of the same callsign. Even this 'standard' antenna has, as with many other designs, several variations. I would wager that Louis would never have guessed that his antenna would prove so popular! Some time before Louis invented the original design of his antenna, many amateurs around the world were using something called a 'Windom' antenna.

The original antenna was designed back in the '30s by the late General Loren G. ('Windy') Windom W8GZ. There were some thoughts at the time that he had pinched the idea from earlier designs, two amateurs employed by the Bell Laboratories had in 1929 published a design using a single wire feeder. When cut correctly, the original Windom provided an acceptable match on all the harmonically related bands of 3.5MHz, 7MHz, 14MHz and 28MHz. Unfortunately the main problem is that the WARC bands of 10, 18 and 24MHz are not harmonically related. Recently an American amateur Bob Grove (WA4PYQ) has suggested a potentially better solution. He was searching for an 'all band' coaxial fed dipole for short wave listening but which would also give good performance on transmission. After many attempts Bob came up with a design which I have tried out with great success.

The original Windom antenna uses a single wire feeder as shown in Fig. 1. As pointed out by Les Moxon G6XN, we should avoid a single feeder because of the built in losses, as detailed in *HF Antennas For All Locations* page 222. We know that VS1AA has carried out several experiments using the Windom principal but with very long wires. It is understood that the feed point on this version is the Windom feed point of one third of the distance from one end, at the lowest frequency in use. I have not carried out any experiments on this system so I cannot comment.

## Unforeseen Advantage

As mentioned before the original Windom, a simple 'flat-top', was fed at point 15% from one end

Table 1.

| A typical v.s.w.r. plot the New Windom antenna |     |     |     |      |      |      |       |
|--|-----|-----|-----|------|------|------|-------|
| Frequency                                      | 1.8 | 3.6 | 7.0 | 14.2 | 21.2 | 28.5 | MHz   |
| v.s.w.r.                                       | 2.5 | 1.4 | 1.5 | 2.4  | 1.8  | 1.8  | Ratio |

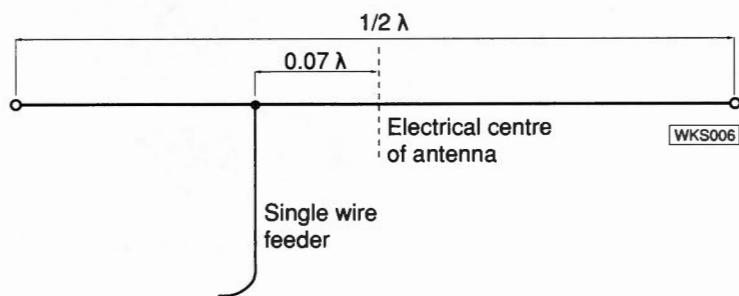


Fig. 1

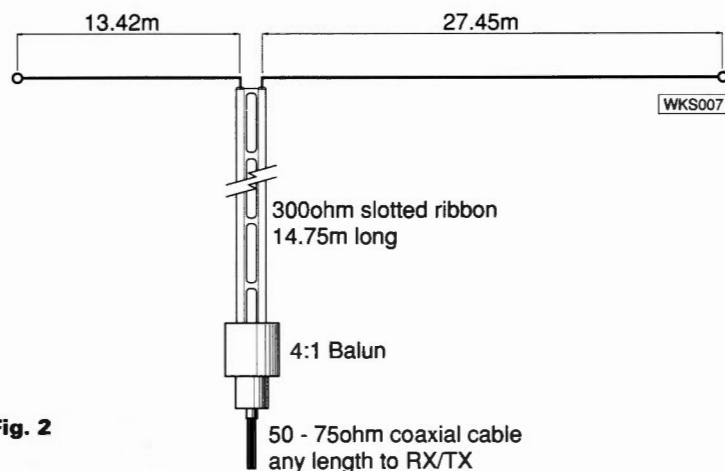


Fig. 2

Fig. 1: Diagram of the original Windom

Fig. 2: The new Windom with balanced feed

of the top section. Over the years many variations have been tried using coaxial feeder or various twin feeder options. If we compare the original Windom, as in Fig. 1, and the latest version (Fig. 2) it may be seen that there are many differences. I cannot comment on the original, except to say that it must have worked very well to have remained popular. After using the modified Windom for some time now I can say I have no plans to revert back to any other form of antenna.

One unforeseen advantage of the antenna, came as I fed the short end over roof of the three storey house. With the short end attached near to the gutter, the feed point was right above the shack! (see Fig. 4)

### First Venture

One day when chatting to an old friend he mentioned that at one time the balanced Windom was popular (see Fig. 5). As this is twice the standard length only those with a large plot of land would have the space. The feed point was fed with 600Ω twin feeder which does help to minimise the losses.

Looking at the new version of the antenna it may be seen that a 4:1 Balun transformer is now required. What is, and how do I make a 4:1 Balun? The answer is simple as long as you have a few cheap ingredients and the description below. You will need the following: A piece of ferrite rod, a length of enamelled or plastics coated copper wire about 1 metre long, and some insulating tape.

The piece of ferrite rod may be gleaned from a recently expired m.w. radio or purchased at a rally. The wire should be a minimum of 1.25mm or 16s.w.g. and any insulation should be as thin as possible. Fold the piece of wire in two: leaving about 80mm free, wind both lengths tightly together for 10 or 12 close turns on to the piece of ferrite rod. Keeping a grip of everything wind the insulating tape over the windings to keep them in place. Referring to Fig. 3 identify the ends of the windings and connect them together as drawn. Then make up the complete antenna.

My first venture, using the new Windom, on 18MHz (just after it became available to us) brought LUs, Ws, VK, etc. all at the same time. When was the last time you heard of a G station under a pile up????

The version I use has 300Ω Bofa slotted ribbon for the whole feeder length, and with an a.t.u. I am convinced of its worth.

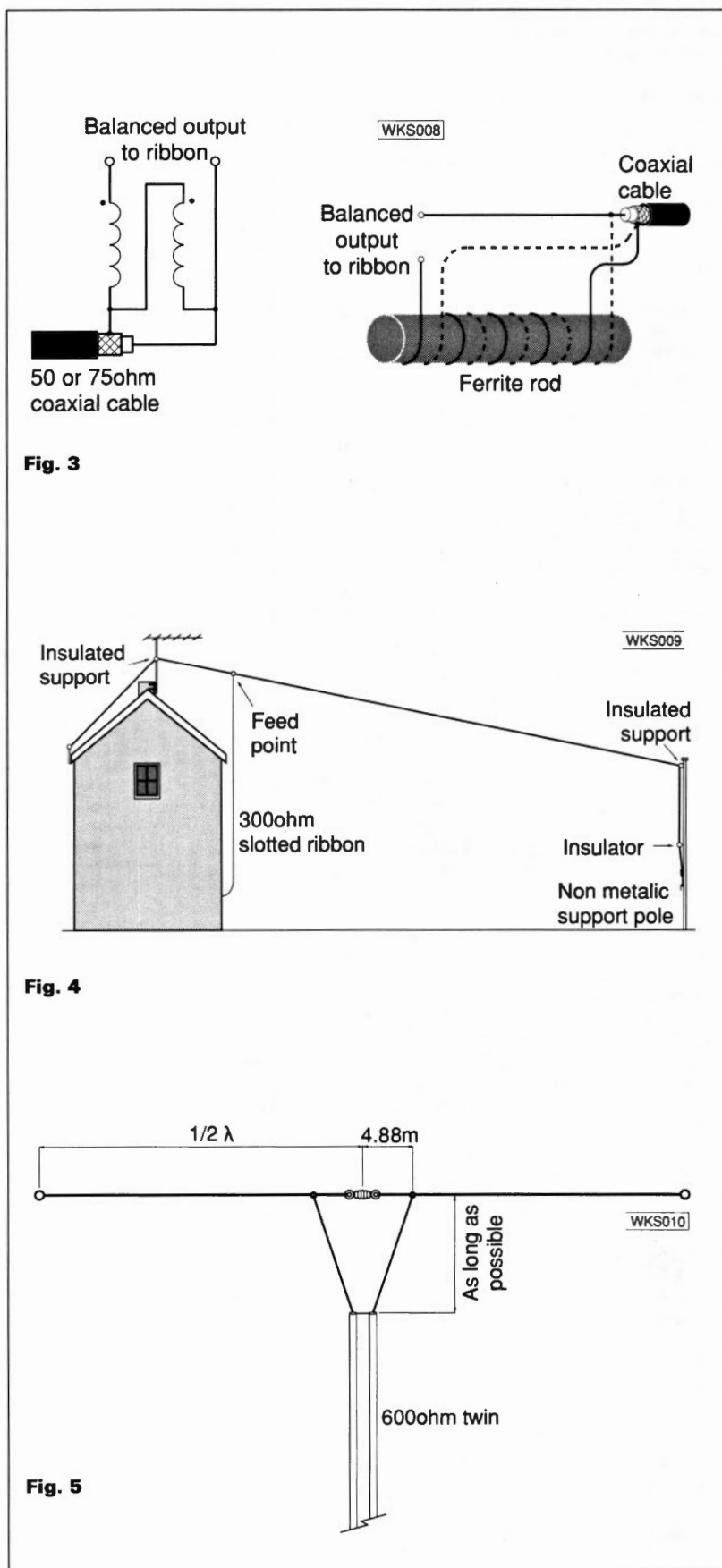
Why not change your dipole. The NEW WINDOM has some very distinct, not to mention hidden, advantages.

PW

Fig. 3: The h.f. Balun transformer

Fig. 4: This was the unexpected advantage found in the installation

Fig. 5: The Balanced Windom antenna



# Radio Diary

**\*March 9-10:** There will be an amateur radio show at Picketts Lock Centre, Picketts Lock Lane, Edmonton, London N9. Details from: **London Amateur Radio Show, 126 Mount Pleasant Lane, Brickett Wood, Herts AL2 3XD.**

**\*March 18:** The Norbreck Amateur Radio, Electronics and Computing Exhibition organised by the Northern Amateur Radio Societies Association (NARSA) at the Norbreck Castle Exhibition Centre, Blackpool. **Peter Denton G6CGF. Tel: 051-630 5790.**

**March 18:** The Wythall Radio Club will be holding their 5th annual radio rally at Wythall Park, Silver Street, Wythall, Worcestershire. That's on the A435 near junction 3 on the M42, south-west of Birmingham. Rally opens at 11am. There will be three halls plus a marquee, the usual trade stands, flea market, a large Bring & Buy, bar and snacks with talk-in on S22. Admission 50p. **Chris Pettitt G0EYO. Tel: 021-430 7267.**

**March 18:** The Tiverton Radio Club's Mid Devon Rally will be held at the Pannier Market, Tiverton. There's ample free parking, food and drink available, club-room open all day. Talk-in on S22 with doors opening at 10am. **G4TSW, Mid Devon Rally, PO Box 3, Tiverton, Devon EX16 6RS.**

**March 25:** South East Kent (YMCA) ARC are holding their first South East QRP Convention and Table Fair at the YMCA, Dover. Doors open from 10.30am to 4.30pm. There will be a lecture program on h.f. and v.h.f. QRP, plus traders and a Bring & Buy. Talk-in on S22. **Dick Pascoe G0BPS. Tel: (0303) 276171.**

**March 25:** The Cunninghame & District Amateur Radio Club will be holding their rally at the Magnum Centre, Irvine.

**March 25:** The Pontefract & DARS 11th Components Fair will take place in the Carleton Community Centre, Pontefract from 11am to 4.30pm. There will be the usual stands, a bookstall, Bring & Buy and a licensed bar. Talk-in on S22. Admission free. **B. Atkinson. Tel: (0977) 704067.**

**April 1:** Bournemouth Radio Society will be holding its annual Amateur Electronics (Radio, Electronic & Computer) Bring & Buy Sale at Kinson Community Centre, Pelhams, Millhams Road, Kinson, Bournemouth. Doors open at 2pm. Admission is 50p including a prize draw ticket. Refreshments will be available. Talk-in on S22. **Vic G4PTC. Tel: (0202) 516593 after 1800.**

**April 8:** The 4th Launceston Radio Rally will be held in Launceston College. There will be the usual traders, Bring & Buy, hot snacks and a bar available. Doors open 10am with Talk-in on S22. **Maggie. Tel: (040921) 219.**

**April 8:** The Cambridgeshire Repeater Group Amateur Radio Rally will be held at the Philips Radio Communications - Catering Centre, St Andrews Road, Chesterton, Cambridge. Doors open 10.30am, auction items accepted from 9.30am. **G.M. Gardner G0HEM. Tel: (0799) 23689.**

**April 8:** The Swansea ARS are holding their 9th Amateur Radio Trade Rally in the Swansea Leisure Centre. This is situated on the A4067 Swansea-Mumbles coast road. There will be trad stands, catering facilities, a licensed bar, bookstand, Bring & Buy, etc. **Roger Williams GW4HSH. Tel: (0792) 404422.**

**April 8:** The Lough Erne ARC will be holding their annual rally in the Killyhevin Hotel, Enniskillen.

**April 15:** The Centre of England Amateur Radio Rally will be held at the Motorcycle Museum, Bickenhill, near the NEC Birmingham. It's being held in three large exhibition halls and free ample parking. **Frank Martin G4UMF. Tel: (0952) 598173.**

**\*April 21-22:** The RSGB are holding their Convention and Exhibition at the NEC, Birmingham.

**April 22:** The Marske rally will be held in the Marske Leisure Centre, Marske by the sea. Doors open 10am. **Mr Phoenix G7CBB, 1 Conway Road, Redcar, Cleveland. Tel: (0642) 48005.**

**April 29:** The Bury Radio Society will be holding its annual Hamfeast at the Castle Leisure Centre, Bolton Street, Bury. Doors open at 11am (disabled at 10.30am). Talk-in on S22 and SU8. Catering facilities and a licensed bar are available as well as the giant Bring & Buy. **C. Marcroft G4JAG, Mosses Community Centre, Cecil Street, Bury.**

**\*May 13:** The VHF Convention will take place at Sandown Park Racecourse, Esher, Surrey.

**\*May 13:** The Yeovil Amateur Radio Club will be holding its 6th QRP Convention in the Preston Centre, Monks Dale, Yeovil. **D.J. Bailey G1MNM, 7 Thatcham Close, Yeovil, Somerset BA21 3BS.**

**\*May 20:** The 33rd Northern Mobile Rally will be held at the Great Yorkshire Show Ground, Harrogate. **Mike G0MCK. Tel: (0423) 564353/507653.**

**May 20:** The 7th National Amateur Radio Car Boot Sale will be held at the new venue of Stockwood Park, Luton. This is easier to get to (not far from junction 10 on the M1). Private sellers £7 in advance or £9 on the day, traders £20. **Clive G4ENB. Tel: Luton 27907.**

**May 20:** The Parkanaur Amateur Radio Rally will be held at the Silverwood Hotel, Lurgan, Co. Armagh. Doors open at 12 noon and the entrance fee is £1. There will be the usual trade stands, Bring & Buy, bookstand, QSL bureau, etc., Talk-in on S22. The proceeds of this rally go to the Stanley Eakins Memorial Fund at Parkanaur near Dungannon. **Jim Lappin G1YGS. Tel: (0762) 851179.**

**May 20:** The Cambridge & District ARC are holding their 5th Annual Rally & Radio Car Boot Sale at Coleridge Community Centre, Radegund Road, Cambridge. Doors open at 10.30pm. **Brian G4TRO. Tel: (0223) 353664.**

**May 27:** The 14th annual East Suffolk Wireless Revival will be held at the Civil Service Sportsground, Straight Road, Bucklesham, Ipswich. There will be a Bring & Buy, Car Boot Sale, a transceiver clinic, 50MHz demo station, all the usual traders and lots more including a children's play area. **Paul Whiting G4YQC. Tel: (0473) 642595.**

**May 28:** The 1990 Bircotes Radio Rally will be held near Bawtry, Doncaster. Doors open at 11am (10.30am for the disabled). Talk-in on S22. Details and/or booking forms from: **Pat Smith, 23 Florence Avenue, Balby, Doncaster. Tel: (0302) 857526.**

**June 2:** The first Belfast Amateur Radio Convention, organised by the RAIBC (Northern Ireland Area), is being held in the Ormeau Park Recreation Centre, Ormeau Embankment, Belfast. All the usual convention attractions will be there plus demonstrations and talks on the hobby by local well-known amateurs. They are also trying to cater for the XYLs by having demonstrations on microwave cookery, crafts and first aid. The special event station operating on the day will be GB2BRC. **David Caldwell G10HOW. Tel: (0232) 471370.**

**\*June 10:** The Royal Naval Amateur Radio Society Annual Mobile Rally will be held in the Sports Field, HMS Mercury, near Petersfield, Hants from 1000-1700.

**\*June 24:** The Annual Longleat Mobile Rally will be, as usual, held at Longleat near Warminster, Wilts. **Shaun O'Sullivan G8VPG. Tel: (0225) 873098.**

**July 1:** The Worcester & District Droitwich Strawberry Rally will be held at the High School, Droitwich. There will be the usual trade stands, Bring & Buy, family entertainment and strawberry fields (weather permitting). Gates open at 11am with free car parking and entrance. **Tony G4OPD. Tel Worcester 620507 or Derek G4RBD. Tel: Worcester 641733.**

**\* Practical Wireless and Short Wave Magazine in attendance.**

**MORE NEXT MONTH, RALLIES FROM JULY TO NOVEMBER.**



Last month I mentioned a.m. in passing. This has proved an interesting mode over the last few months with strong signals from Stateside workable most afternoons.

There is something quite relaxed and different about a 28MHz a.m. QSO that those who were licensed before the 70s will recall from the heyday of 1.8MHz a.m. It is an almost unhurried experience, with attention being paid to hi-fi quality audio, and the art of rag chewing, with proper procedure rather than the snappy CB style, non callsign overs often associated with s.s.b.

The place to look is 29.0 to 29.1MHz after 1200UTC. A 'G' station calling CQ in that portion of the band is likely to attract a considerable amount of calls, and the chance of making some long term friendships.

Stateside stations are frequently bemoaning the fact that there are so few European amateurs still using the mode, despite good propagation conditions.

Many stations are using old DX100 or Viking Valiant transmitters, but a few such as Corky Crosby K1GWT are using recently made home-brew transmitters in the old tradition, which sound superb.

Pictured is the r.f. section of K1GWT's homebrew a.m. TX, which runs 170W input to a 4-125 p.a. which uses high level modulation.

Corky runs this into a 2-element quad which works very well into the UK. Other regulars in the a.m. section are K2UTC from White Plains New York, VE3OWL (ex G8ADZ) in Ottawa, W5PYT in Ozona, Texas and

W7GTV in Arizona.

TA1AW, DL9EBO, VY2DG (Prince Edward Island) and G2DPQ have also been heard or worked on the mode, while ZS6BVY and LW2DBM have been worked cross mode (s.s.b. to a.m.)

Old a.m. rigs are often available very cheaply at rallies and can be a lot of fun. I recently bought a KW Vanguard of mid 50s vintage, which needed the screen grid resistor in the 6L6 driver replacing, but now produces about 30 watts of plate and screen modulated a.m. The only problem with the mode is that it does attract TVI, BCI and telephone breakthrough.

Low power from a modified CB rig will produce excellent QSOs into a simple antenna system when conditions are right, and with so many current multimode h.f. rigs around these days, many people could discover a whole new (?) mode.

The Society for the Promotion of a.m. - set up to keep the mode alive, can be reached at WB6TRQ,

# Ten Spot

*This month John Petters G3YPZ, looks at CB rig conversions*

PO Box 27, Potrero, California 92063, USA.

Send a large self addressed envelope with some IRCs.

## FM CB Rigs

Many of the legal CB rigs can be easily modified to 29MHz, others need a board such as that offered by Spectrum Communications of Dorchester, telephone (0305) 62250 to get them to shift. Spectrum also offer a service of fitting and aligning these boards to your rig as well.

## The Icom ICB1050

Of the easily convertible rigs the Icom 1050 is perhaps the most popular.

Tony Jones G4IPR, has forwarded a series of ideas that were developed by a group of amateurs in the North London area over a period of years.

The r.f. amplifier m.o.s.f.e.t. is upgraded and the mixer is changed from a bi-polar device to a dual gate m.o.s.f.e.t. increasing sensitivity. A crystal filter is fitted in

the last i.f. to improve selectivity, and the squelch and s-meter circuitry are substantially improved. The frequency coverage will be between 29.310 and 29.700MHz, with the option of repeater shift (100kHz offset) or an extra 10 channels using the existing high-low power switch.

The transmit audio stages are modified to provide a wider bandwidth for improved audio quality.

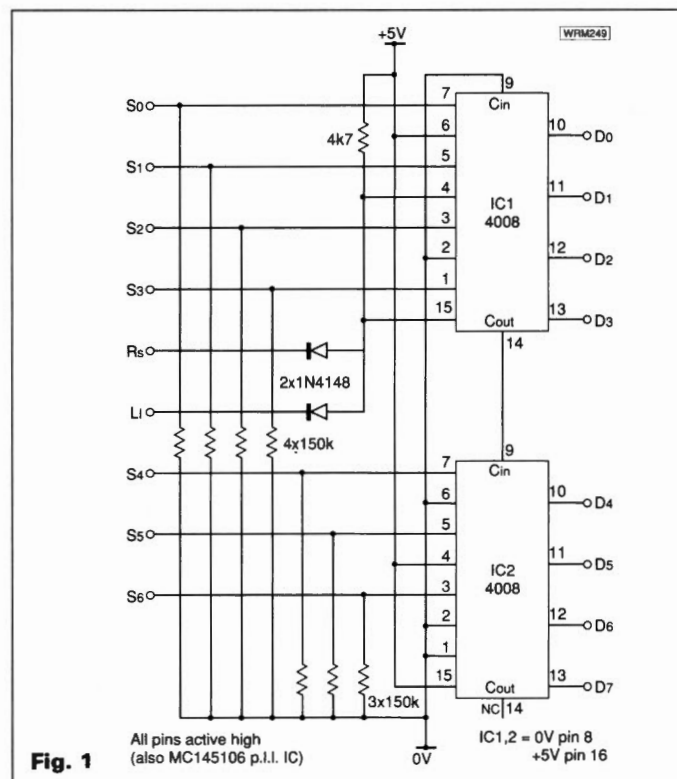
The transmitter is modded to give typically 6 to 7 watts output.

The first task is to check that the rig is performing where it is supposed to be, ie. on 27MHz CB. Checking the receiver should be straight forward, as local 27MHz signals should be in abundance. A dummy load on the TX with an s.w.r. meter in line, and monitoring on a general coverage RX should verify that the TX in functioning.

A binary adder is made up on a separate board which effectively increases the count of the binary channel switch. The circuit is shown in Fig. 1. S0 to S6 are the inputs from the switch, values being 2 to 127. D0 to D7 are the data outputs to the MC145106 p.l.l. chip on the main p.c.b. RS and LI are the repeater shift and reverse repeater shift (listen) respectively.

The drawings in Fig. 2 and Fig. 3 show the switch circuits for repeater shift and 100kHz TX and RX shift respectively. Reverse repeater can be achieved by connecting RS or LI via a switch (probably a 3 or 4 way in this case) to the RX + 9V rail, which is earthed on receive, on the main board. Note that the diode providing the LI input seems unnecessary.

**PW**

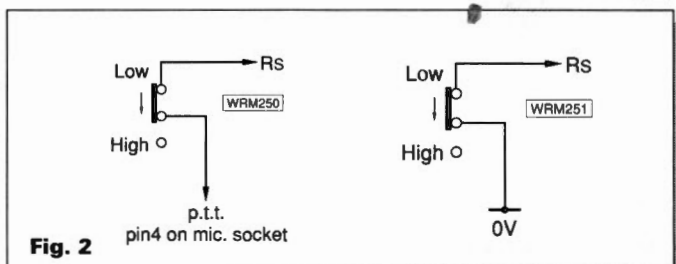



| Switch Psn | BCD Output | Original Freq | New Count | New freq* |
|------------|------------|---------------|-----------|-----------|
| 1          | 40         | 27.60125      | 211       | 29.310    |
| 10         | 49         | 27.69125      | 220       | 29.400    |
| 20         | 59         | 27.79125      | 230       | 29.500    |
| 30         | 69         | 27.89125      | 240       | 29.600    |
| 40         | 79         | 27.99125      | 250       | 29.700    |

\* These frequencies require the crystal frequencies to be lowered by 1.25kHz with their associated trimmers.

The additional count given is 171 (1.71MHz) or 161 (1.61MHz) on repeater shift.

**K1GWT's home-brew a.m. transmitter.**



*The M-827 automatic power and s.w.r. bridge from Palomar Engineers is unusual in its style and presentation and could prove to be very useful. Mike Richards G4WNC put the meter through its paces.*

## The Palomar M-827 SWR & Power Meter

Power meters and s.w.r. meters are one of those items of essential equipment that many amateurs take for granted and the market tends to reflect this. The Palomar M-827 however breaks some of the trends mainly in its presentation and simplicity of operation. The first thing you notice is that there are no meters on the front panel but just two bargraph type displays, one for power and the other for s.w.r. So let's connect up and see just what this instrument is capable of.

### Getting Started

Connecting-up, as with most s.w.r. meters, was actually very simple with two SO-239 sockets mounted on the rear panel for the connection of the transmitter output and the antenna or antenna tuner. As the M-827 is an active device a power source was required and the review model required 12V d.c. at a quoted consumption of 100mA. In fact, the consumption varied widely on the review model depending on the number of l.e.d.s illuminated. The range was measured as 41mA quiescent and up to 290mA with all l.e.d.s lit. The US version could be mains powered, but as far as I'm aware this 117V version is not available in the UK. The d.c. power connections comprised a single red wire for the positive supply and a ground post for the negative.


In order to minimise the amount of stray r.f. the positive lead was fitted with two ferrite rings, one just outside the case and the other immediately inside. With all the connections made, operation was just a matter of selecting the appropriate power range, switching on and firing-up! The power ranges provided were 20, 200 and 2000W for full scale deflection, the 2000 range reflecting the American origins of this unit. The s.w.r. range on the other hand was scaled 1.0 through to 10.0. The unusual point about both scales was that they were logarithmic. Although this might sound a little odd, it is in fact quite logical for this application. For example, the logarithmic s.w.r. scale meant that over half the scale was used to represent the range from 1:1 to 1.5:1. This was ideal because when adjusting an a.t.u. for optimum matching, this lower end of the range is the area where the final trimming is often so difficult to see on a conventional meter.

Moving on to the power meter, the logarithmic scale here was particularly well suited to s.s.b. operation. This is because the human voice has a very wide volume range during normal speech - a more appropriate technical term is wide dynamic range. This wide dynamic range means that for a transmitter set up for 100 watts output, the actual power level for large parts of the transmission will be around 10 watts or 20 watts. On a conventional linear meter this would be at the very bottom end of the scale and would be quite difficult to read.

The M-827, however, leaves these power levels well up the scale and very readable. In fact, it was quite possible to detect power levels of 20 watts even when set to the 2000 watt range which illustrates the value of logarithmic scaling quite well. Another important point about the power meter is that by employing an l.e.d. bargraph display, the response time limits are minimal so the display can easily follow voice peaks and hence give a clear indication of the peak power.

I'm sure you've all experienced the confusion caused when operating s.s.b. with a sluggish power meter - there's a great temptation to overdrive the transmitter in an attempt to get the meter reading closer to 100 watts on voice peaks! The M-827 encourages a much more controlled use of mic gain and compression by clearly indicating the r.f. output level.

The ability to read s.w.r. at any power level without having to fiddle with the usual 'set-s.w.r.' control was also



### Specification

|                 |                                   |
|-----------------|-----------------------------------|
| SWR Range       | 1.0 to 10.0 (log)                 |
| Power Range     | 20/200/2000W                      |
| Frequency Range | 1.7MHz to 30MHz                   |
| Power Supply    | 12 volts at 100mA<br>(300mA peak) |

very convenient. I found that the s.w.r. reading was pretty well constant for power levels between about 10% and 90% of the selected range. I initially had my doubts as to how useful a bargraph display would be for spotting the dips and peaks that occur when using an a.t.u. for matching between the transmitter and antenna. My doubts were unfounded as I soon became accustomed to the display. I found that the fast response of the display actually speeded up the tuning process. As to the overall accuracy of the M-827, I found it to be perfectly adequate for its main intended use of aiding the matching between transmitters and antennas. The obvious limitation to its accuracy was the use of only ten l.e.d.s for the displays, but as I have said this did not deter from its intended role.

### Under The Bonnet

The standard of construction used in the M-827 was quite good with the case basically comprising two U sections of aluminium with just two securing screws. There was however, a lack of support at the top of the front and rear panels, which gave the whole unit a slightly flimsy feel.

Moving inside there were two good quality glass fibre printed circuit boards. One contained the r.f. bridge and was mounted on the rear panel immediately behind the input and output sockets. The second board was mounted on the front panel and contained two hybrid l.e.d. displays and drivers and an unmarked integrated circuit which was used to compute the s.w.r. from the two outputs of the r.f. bridge.]

As we were going to press Bredhurst Electronics have just sent us details of the latest SWR and Power Meter from Palomar. This meter has improved resolution, 30 l.e.d.s for power and s.w.r., four power ranges, 2 Watts full scale to 2000 Watts full scale and it can read s.w.r. with power as low as 0.1W. So the latest version seems to have answered the smallest criticisms about the M-827.

**PW**

### Summary

Although on first seeing the M-827 I was a little dubious as to its capabilities, I have been convinced that it is in fact a very useful and well thought out item of test equipment. I feel that it should find particular favour with s.s.b. operators as it completely overcomes the response time variations associated with conventional electro-mechanical meters. The Palomar M-827 is available from Bredhurst Electronics Ltd., High Street, Handcross, West Sussex RH17 6BW. Tel: (0444) 400786 price £124.95. My thanks to Bredhurst for the loan of the review model.

Printed circuit boards for *Practical Wireless* constructional projects are available from the PW PCB SERVICE. The boards are made in 1.5mm glass-fibre, and are fully tinned and drilled. All prices include postage, packing and VAT for UK orders.

Orders and remittances should be sent to: **PW Publishing Limited, FREEPOST, Enefco House, The Quay, Poole, Dorset BH15 1PP**, marking your envelope **PCB SERVICE**. Cheques should be crossed and made payable to PW Publishing Ltd.

When ordering, please state the Article Title and Issue Date as well as the Board Number. Please print your name and address clearly in block letters, and do not send any other correspondence with your order. You may telephone your order using Access or Visa. A telephone answering machine will accept your order outside office hours.

**Please allow 28 days for delivery. Always check the latest issue of PW for the current details of price and availability. Please enquire for p.c.b.s not listed here.**

| Board | Title of Article                | Issue    | Price<br>£ |
|-------|---------------------------------|----------|------------|
| WR271 | PRODUCT DETECTOR                | APL 90   | TBA        |
| WR270 | BADGER CUB                      | APL 90   | TBA        |
| WR269 | GLYME                           | FEB 90   | 6.70       |
| WR268 | IRWELL (r.f. p.a.)              | FEB 90   | 6.00       |
| WR264 | IRWELL (relay)                  | FEB 90   | 5.00       |
| WR263 | IRWELL (vfo)                    | JAN 90   | 6.00       |
| WR267 | FORTYNINER                      | JAN 90   | 6.00       |
| WR266 | TUNED ACTIVE ANTENNA            | JAN 90   | 5.60       |
| WR265 | TUNED ACTIVE ANTENNA (psu)      | JAN 90   | 5.60       |
| WR262 | REPEATER TIME-OUT               | DEC 89   | 4.82       |
| WR261 | AM TX FOR 1.8MHz                | NOV 89   | 6.50       |
| WR260 | 10MHz RECEIVER                  | OCT 89   | 5.00       |
| WR259 | 10MHz RECEIVER                  | OCT 89   | 5.00       |
| WR258 | 10MHz RECEIVER                  | OCT 89   | 5.00       |
| WR257 | LOW BATTERY WARNING             | SEPT 89  | 5.88       |
| WR256 | ACTIVE FILTER                   | AUG 89   | 6.96       |
| WR254 | TX CONTROL FOR MOBILE USE       | JULY 89  | 5.08       |
| WR253 | TS940S MODIFICATION             | JUNE 89  | 5.54       |
| WR252 | TWO TONE OSCILLATOR             | MAY 89   | 6.52       |
| WR251 | RF OPERATED RELAY               | FEB 89   | 3.80       |
| WR250 | DC/AC POWER CONVERTER           | JAN 89   | 3.22       |
| WR249 | "MARLBOROUGH" MF CONVERTER      | DEC 88   | 4.60       |
| WR248 | "BADGER" 144MHz RECEIVER        | OCT 88   | 9.10       |
| WR247 | ZENER DIODE TESTER              | AUG 88   | 3.56       |
| WR246 | "PORTLAND" RF VOLTMETER         | JULY 88  | 3.59       |
| WR244 | PRACTICE MORSE KEY              | JULY 88  | 2.96       |
| WR245 | STOPBAND FILTER FOR PW BLENHIEM | JUNE 88  | 2.90       |
| WR243 | VHF MONITOR RECEIVER (AUDIO)    | APRIL 88 | 2.30       |
| WR242 | "ORWELL" VARICAP TUNE OPTION    | MAR 88   | 2.90       |
| WR241 | "ORWELL" MED. WAVE RECEIVER SET | MAR 88   |            |
| WR240 | "                               | "        | 9.10       |
| WR239 | "                               | "        |            |
| WR238 | "OTTER" 50MHz RECEIVER          | JAN 88   | 7.10       |
| WR237 | RTTY TUNING INDICATOR           | NOV 87   | 5.20       |
| KANGA | HIGH STABILITY VFO (see issue)  | OCT 87   | -          |
| WR236 | "BLENHIEM" VHF CONVERTER        | SEPT 87  | 4.50       |
| WR235 | MAINS ON/OFF FOR BATT RADIOS    | SEPT 87  | 3.00       |
| WR234 | SIDE-TONE OSCILLATOR            | JUNE 87  | 2.70       |
| WR233 | "DOWNTON" F-V CONVERTER         | JUNE 87  | 3.90       |
| WR232 | "AXE" SIGNAL TRACER             | MAY 87   |            |
| WR231 | "                               | "        | 9.20       |
| WR230 | "                               | "        |            |
| WR228 | "BLANDFORD" RECEIVE CONVERTER   | APRIL 87 |            |
| WR227 | "                               | "        | 9.70       |
| WR226 | "                               | "        |            |

| Board         | Title of Article               | Issue    | Price<br>£ |
|---------------|--------------------------------|----------|------------|
| WR298         | "ITCHEN" LCR BRIDGE            | APRIL 87 | 3.40       |
| WR225         | "WOODSTOCK" SW CONVERTER       | MAR 87   | 4.10       |
| WR219         | MASTHEAD PRE-AMP PSU           | FEB 87   | 2.50       |
| WR218         | MASTHEAD PRE-AMP FOR 144MHz    | FEB 87   | 4.20       |
| WR224         | "WESTBURY" BASIC WOBBLATOR     | JAN 87   | 3.50       |
| WR214         | MOD SRX-30D (AUDIO)            | DEC 86   | 3.00       |
| WR223         | HIGH-IMP MOSFET VOLTMETER      | DEC 86   | 2.90       |
| WR222         | "TAW" VLF CONVERTER            | NOV 86   | 2.80       |
| WR216         | LF BANDS ACTIVE ANTENNA        | NOV 86   | 2.40       |
| WR220         | GET STARTED LOW-COST CONVERTER | OCT 86   | 2.40       |
| WR217         | AUTOMATIC NICAD CHARGER        | OCT 86   | 2.40       |
| WR215         | SIMPLE 50MHz CONVERTER         | SEP 86   | 3.60       |
| WR213         | MOD FRG-7 (CARRIER Osc)        | JUN 86   | 2.70       |
| WR210         | "ARUN" PARAMETRIC FILTER       | MAY 86   | 8.10       |
| WR211         | "MEON" FILTER (SMALL)          | APR 86   | 3.10       |
| WR209         | SIMPLE AUDIO OSCILATOR         | MAR 86   | 4.30       |
| WR208         | RF SPEECH PROCESSOR            | MAR 86   | 4.10       |
| WR207         | CRYSTAL CALIBRATOR             | JAN 86   | 2.10       |
| WR206         | RTTY/MORSE MODEM (Plug-in)     | JAN 86   | 2.80       |
| WR205         | RTTY/MORSE MODEM               | JAN 86   | 5.40       |
| WR204         | WQ MEDIUM WAVE LOOP            | NOV 85   | 3.00       |
| WR203         | SIMPLE CAPACITANCE METER       | OCT 85   | 2.80       |
| WR199         | "MEON" 50MHz TRANSVERTER       | OCT 85   | 6.70       |
| WR202         | ECONOMY UHF PRE-SCALER         | SEP 85   | 3.70       |
| WR201         | ADD-ON BFO                     | AUG 85   | 2.50       |
| WR200         | LOW-COST CRYSTAL TESTER        | JUL 85   | 2.50       |
| WAD302        | BATTERY CHARGER CONTROLLER     | JUN 85   | 3.00       |
| WR197         | "COLNE" (Osc/Converter)        | JUN 85   | 3.90       |
| WR198         | "COLNE" (Product Det/Audio)    | MAY 85   | 3.90       |
| A005          | "COLNE" (VFO)                  | APR 85   | 3.10       |
| A004          | "COLNE" 3.5/114MHz RX (RF Amp) | APR 85   | 3.10       |
| WAD249        | MOD FRG-7 (BFO)                | FEB 85   | 3.00       |
| WAD280**      | TRIANGULAR KEYS                | FEB 85   | 7.10       |
| WA002         | "TEME" (RECEIVER)              | JAN 85   | 4.30       |
| WA001         | "TEME" (VFO/DOUBLER)           | DEC 84   | 2.80       |
| WR178         | DART (Audio / change)          | DEC 83   | 3.00       |
| WR177         | DART (p.a.)                    | NOV 83   | 3.00       |
| WR176         | DART (v.f.o.)                  | NOV 83   | 3.00       |
| WAD246        | "DART" FOLLOW-UP               | DEC 84   | 4.00       |
| WR196         | "TEME" 7/14MHz WRP (TX)        | NOV 84   | 3.70       |
| WR195         | STABLE TONEBURST               | NOV 84   | 2.60       |
| WR194         | MOD FRG-7 (FM/SQUELCH)         | NOV 84   | 4.50       |
| WR189/92 Pair | BUG KEY WITH 528-BIT MEMORY    | OCT 84   | 8.50       |
| WR190         | MOD FRG-7 (SWITCHING)          | OCT 84   | 4.50       |
| WR187         | MORSE SENDING TRAINER          | JUL 84   | 4.50       |
| WR185         | AUTO-NOTCH FILTER              | JUN 84   | 6.50       |
| WR184         | SIMPLE TOP-BAND RECEIVER       | JUNE 84  | 6.50       |
| WR183         | TOP-BAND DF RECEIVER           | APR 84   | 6.50       |
| WR179         | TRANSCIVER VOX UNIT            | MAR 84   | 7.50       |
| WR161         | "MARCHWOOD" 12V 30A PSU        | JUL 83   | 4.20       |
| WR165 ect set | "SEVERN" 7MHz QRP TX/RX        | -        | 14.90      |
| WR169         | "SEVERN" (TRANSMITTER)         | JUL 83   | 6.50       |
| WR168         | "SEVERN" (CH.OVER/SIDETONE)    | JUL 83   | 6.50       |
| WR166         | "SEVERN" (RECEIVER/AUDIO)      | JUN 83   | 6.50       |
| WR165         | "SEVERN" (VFO)                 | JUN 83   | 5.20       |
| WR167         | RTTY TERMINAL UNIT FOR ZX81    | JUN 83   | 7.80       |
| WR160         | LMS REGENERATIVE RECEIVER      | FEB 83   | 5.20       |
| WR156         | REPEATER TIME-OUT ALARM        | NOV 82   | 5.20       |
| WR143         | ATV CONVERTER                  | APR 82   | 7.10       |
| WR144         | IAMBIC KEYS                    | MAR 82   | 6.50       |
| WR126         | "EXE" 10GHz TRANSCEIVER        | AUG 81   | 7.70       |
| WR095         | TRANSCIVER POWER SUPPLY        | SEP 80   | 3.85       |
| WR068         | AF SPEECH PROCESSOR            | JAN 80   | 5.20       |

## HAVING DIFFICULTY GETTING YOUR COPY OF PRACTICAL WIRELESS ?

**Be sure of getting your copy of PW each month. Place this regular order form with your newsagent... today**



Dear Newsagent,  
please reserve / deliver my monthly  
copy of PRACTICAL WIRELESS

Distributed by Seymour

NAME .....  
ADDRESS .....

Signed .....



## MAKE YOUR INTERESTS PAY!

More than 8 million students throughout the world have found it worth their while! An ICS home-study course can help you get a better job, make more money and have more fun out of life! ICS has over 90 years experience in home-study courses and is the largest correspondence school in the world. You learn at your own pace, when and where you want under the guidance of expert 'personal' tutors. Find out how we can help YOU. Post or phone today for your **FREE INFORMATION PACK** on the course of your choice. (Tick one box only!)

|  |                          |  |                          |
|--|--------------------------|--|--------------------------|
| Electronics                                  | <input type="checkbox"/> | Radio, Audio and TV Servicing              | <input type="checkbox"/> |
| Basic Electronic Engineering (City & Guilds) | <input type="checkbox"/> | Radio Amateur Licence Exam (City & Guilds) | <input type="checkbox"/> |
| Electrical Engineering                       | <input type="checkbox"/> | Car Mechanics                              | <input type="checkbox"/> |
| Electrical Contracting/Installation          | <input type="checkbox"/> | Computer Programming                       | <input type="checkbox"/> |
| GCE over 40 'O' and 'A' level subjects       |                          |  |                          |

Name \_\_\_\_\_ Address \_\_\_\_\_

**ICS**

International Correspondence Schools, Dept. EE540 312/314 High Street, Sutton, Surrey SM1 1PR. Tel: 01-643 9588 or 041-221 2926 (24 hrs.)



Books for  
radio amateurs  
**NAVCO**



**AERIAL  
ACCESSORIES  
AND  
MASTS**



**ELLIOTT  
ELECTRONICS**

for the Radio Enthusiast



MICROWAVE MODULES



**INSTANT HP  
AVAILABLE**  
(LIMITED BY THE 100% REQUEST)

QSY  
OLD  
MAN TO



APPOINTED  
DISTRIBUTOR

**JAYBEAM  
AMATEUR  
ANTENNAS**

**RIGS, ANTENNAS, SWR BRIDGES,  
POWER SUPPLIES, TEST GEAR,  
COMPONENTS, MORSE KEYS, COAXIAL  
CABLES, ROTATORS, MICS, PLUGS  
AND SOCKETS, SWITCHES**

Call us on (0533) 553293

OR COME AND LOOK AROUND AT  
26/28 Braunstone Gate, Leicester

## J. BIRKETT

RADIO COMPONENT SUPPLIERS



25 The Strait  
Lincoln, Tel. 20767  
(LN2 1JF)  
Partners J.H.Birkett.  
J.L.Birkett.

EX-MILITARY COMMUNICATION RECEIVER R210 2 To 16 MHz in 7 Switched Bands. With BFO, CW Filter, Noise Limiter etc., in an unconverted condition @ £50 Carr. £6.  
GaAs FETS 18GHz STRIPLINE Out of Spec. Devices @ 3 For £1.99.  
BUMPER MOUNT CALIBRATED WHIP AERIAL With Base and 20m Coax, 1/4 wave on 35 To 60MHz, 1/2 on 90 To 170MHz @ £9.50 (P.&P. £3).  
STORMO BOOT MOUNTING TRANSCIEVER 79 To 110MHz 10 Channel FM, No Crystals or Controls @ £8. (P.&P. £3).  
AIR SPACED VARIABLE CAPACITORS 500+500pF Medium Size @ £2.95, 500+500pF Medium Large @ £3.30, 500+500pF Large Broadcast size @ £3.50, 200+350pF With Slow Motion Drive @ £2.50, 125+125pF Direct Drive @ £1.95, 10+10+20pF @ £1.50.  
DOUBLE POLE DOUBLE THROW SLIDE SWITCHES with Long Dolly at 8 For £1, 16 For £1.60.  
TRANSISTORS SIMILAR TO BFY51 2N3421 @ 12 For £1.  
MINIATURE WIRE ENDED ELECTROLYTICS 4.7uF 50V.w., 10uF 63V.w., 100uF 10V.w. All At 12 For £1, 56uF 6V.w. @ 50 For £1.  
AIRCRAFT VALVE TRANSMITTER TYPE M7 100-23449 No Information or Accessories @ £15 (P.&P. £3).  
AIRCRAFT 380 CHANNEL CONTROL UNIT TYPE M42 10L-16842 @ £4.95 (P.&P. £1).  
AIRCRAFT VALVE RECEIVER TYPE M11 100-23448 No Leads or Controls @ £12.95 (P.&P. £3).  
AIRCRAFT VALVE RECEIVER TYPE M12 100-23448 No Leads or Controls @ £12.95 (P.&P. £3).  
ACCESS AND BARCLAY CARDS ACCEPTED. P.&P. 60p under £5. Over Free, Unless otherwise stated.  
C.M. HOWES AND WOOD AND DOUGLAS KITS Available By Post and for Callers.

## QRP KITS AT QRP PRICES!



**AN 80m CW QRP TX/RX  
KIT FOR £76.25!**

- ★ Ready Built — £126.50
- ★ Complete in EVERY detail!
- ★ VFO, AF Filter, Sidetone etc!
- ★ Fully Detailed Manual!



Other Super Kits include:  
**3 BAND RECEIVER, ATU's, AUDIO FILTER** etc etc ... all 'well styled' and complete!

For full details of the DTR3 and the rest of our range,  
send a SAE to:

**LAKE ELECTRONICS, 7 MIDDLETON CLOSE,  
NUTHALL, NOTTINGHAM NG16 1BX.**  
Or ring Alan G4DVW on (0602) 382509 (callers by appointment only).



**D A T O N G**  
ELECTRONICS LIMITED

Clayton Wood Close  
West Park  
Leeds LS16 6QE  
Tel: 0532 744822

**For products you can rely upon  
to give amazing results**


For information on **Active Antennas, RF Amplifiers, Converters, Audio Filters, the Morse Tutor and Speech Processors** send or telephone for a free catalogue and selective data sheets as required.

All our products are designed and made in Britain.

Orders can be despatched within 48 hours subject to availability.



— VISA AND ACCESS WELCOME —



# Back-Scatter

## HF Bands

Reports to

Paul Essery GW3KFE

287 Heol-y-Coleg, Vaynor, Newtown, Powys SY16 1RA

Between the deadline for your letters, and now, as I start this piece, there has been a slight breeze over most of the southern and western parts of the country. The result, as far as this column is concerned is that the antennas were, er - modified; the beam has a driven element with one end depressed and t'other in the air. As for the l.f. wire, while in the 1987 gale it was seen-off by a complete garden shed roof, this time it was assaulted by a flying chunk of roofing felt. At least, I suffered no other damage and there were no local casualties. Someone not so far from here wasn't so happy, though; he found his shed roof next morning - 20 metres up a tree!

## Help!

This one is for an old-timer, Cecil Runcles, who in pre-war days operated a station first as SU8RS from 1930 and a year or two later as G2YZ in UK. As he was never noted in any pre-war callbooks, what is needed is a QSL or other documentary evidence of his G2YZ activity to get him re-licensed. All offers of help from OTs or QSL-collectors to Jack Tootill G4IFF, QTHR, please. I have already mentioned to G4IFF that Cecil in fact was mentioned in John Clarricoat's book, *World at their Fingertips* but, alas, only in connection with his SU8RS activity.

## Bands

Just how are they fairing? The general feel is that the peak is about due to coincide with you reading this column; but at least you'll have the consolation that while the rise from minimum is a matter of three years or so, the slower fall takes up the rest of the time to the next minimum. So - there's hope for you yet! Anyway, we won't be sure till six months or more after it happened, when the smoothed figures show the truth. Most of the operators who were around for the last peak are of the opinion that, whatever the figures may say, this cycle hasn't been as good as the last one.

## Vale

Last time, I just had time for a brief mention of the death of Frank Anzalone W1WY; Frank was 87 when he passed on, and his *Contest Calendar* column in *CQ Magazine* carried details of all the significant and most of the minor local contests worldwide; and Frank passed copy galleys of his piece each month for more than 30 years to me, his predecessor G6DB, and many another DX columnist around the world. As for his operating skills, he was well-known on Top Band, and the big contests as well as DX. I am told that even in his last illness he wanted to leave hospital so he could be on the bands and work Rotuma for a new one!

Also in the past month I heard of the passing of Ronald Plant G4CP, who died on December 19; his last contact was made the previous day, after a half-century on the air. He was taken ill that night and died next day. G4CP was a past President of FOC, and in DX terms he has been heard to say that if Walvis Bay received approval that will take him up to 370 countries, which is a fine score. (Since writing the above, I have heard that Walvis Bay was indeed accepted.)

## Reports

Thanks to everyone who has been so kind as to write, despite the lack of published deadlines. For the next few months, the deadlines are to reach me by March 26 and April 30. The address as ever, 287 Heol-y-Coleg, Vaynor, Newtown, Powys SY16 1RA.

## News

As always this comes from yourselves, from *RSGB DX News Sheet*, *The DX Magazine*, *The DX Bulletin of VP2ML*, *The Canadian Amateur*, *The Contest Calendar* now under K1AR and of course a pair of Mark One ears; my thanks to all these sources.

FJ/NOIMH will be active from St Barthelemy, on all bands s.s.b./c.w., March 15 to 31. This one counts as St Martin for DXCC purposes. QSL to NOIMH at his home.

FT4WB is a new call on Crozet; QSL via FD6ITD, Jean-Pierre Berthoumieux, 29 Rue du Cammas, F-31650, Saint Orens de Gameville, France.

There are now four amateurs on Kerguelen, FT5XA and FT5XH; QSLs for the former to FD6ITD as in the previous paragraph, while the latter's cards will be handled by F2CW, J Calvo, Le Bois de L'Essard, Nercillac, F-16200, Jarnac, France.

The VR6 gang have been joined by G3OKQ, who arrived on January 16; Jim was VR6JR back in 1985, and will be active during the forthcoming VR200 celebrations.

Around the CQWW WPX SSB Contest time, three members of a group called the Pacific Association of Overpower Needers DX Club(!) will be operational from Ogasawara, between March 22 and April 1 as JK1ZNB/JD1. QSLs via JS1GHA, PO Box 24, Nakahara, Kanagawa 211, Japan.

## Sad Tales

From *DXNS* I hear the saga of KH6JEB's attempts in response to a request from T77C to get a T32BF card from KH6GDR for I4SJZ. Compressing things a little, KH6JEB tried for almost a year by letter and telephone, and in the end actually paid a personal visit to KH6GDR before he succeeded. What a contrast - KH6JEB going to that trouble, and the couldn't-care-less attitude of KH6GDR.

I hear there are problems over the XW8KPL/XW8KPV documentation; it seems they were 'authorised' by the KPL News Agency following 'verbal permission' from the government. The 'documentation' so far, as I understand, was merely a piece of KPL News Agency headed notepaper setting this out. If in fact this is true, then it must throw reliance on to the XW8DX/XW8CW operation; but here I understand that the written authority for the operation is being translated for ARRL. Await developments on this one!

The 3A2AG who asks for QSLs via OH2DY is another Slim - don't waste a QSL on him.

## Reports

Let me first say how pleased I am that despite the absence of given deadlines, many people have written in, making my work that much easier.

## The 28MHz Band

As one would expect, the normal downturn in conditions due to winter has affected 28MHz more than the other bands; but that is not to say that there have been no pickings for the dedicated.

G0CKP (Tonbridge) says his interest in DX chasing went up several points when he changed from a four-element Minibeam to the present TH3, despite having hooked 240 countries on the Minibeam in one year. Since the TH3 has been up, Steve has managed 207 countries on 28MHz alone in a year. G0CKP is very much a c.w. addict and his crop for this period included XT2KG, AP2UR, 8Y1SK, 9J2B0, VP5P, P29PL, ZF20A, XW8CW, HZ1HZ, CN8FC, TU2JT, J37AE, 9V1YC, 8P9EM, 6W1QB, V31AT, 8P9FF, XW8KPV, XV2A, 3Y5X, 8Q7BX, 3W5JA, BV20A, 5Z4FN, 3DA0BK, 3C1EA, 7P8FC, JD1AMA, KH0/JF2SKV and V31TP.

G4UQD operates both c.w. and s.s.b. from his mobile set-up, around the Livingston area; on 28MHz c.w. Alistair managed WB4FFW, VE1AID (Prince Edward Island), W7IR, WB8VP, NE3P, PY2CYE, RA3GD, PY2ACJ, K4FAD, PY1JE, PS7HMB, KA00 and VE3DXR who originally hailed from Glasgow. On the s.s.b. front K4PI/PJ7, V47K0 (St Kitts, QSL via K3NZ), W48HVS, W1EXC, LY2CL, KBKKK, AD3V, SV1YH, KA2YZW, WPA0Q (Puerto Rico), XL32AR for a VE special-event, KA3TSN and KA3LOQ.

Next the letter from G2HKU (Minster), who stuck to the key 100% during the period, to manage WY0B, KN0V, NR70, FH5EJ (Mayotte) and 3DA0BK for Swaziland.

Next we look to GM3JDR (Aukengill); taking the s.s.b. contacts first I note V47K0, K4PI/PJ7, YC1DYB, PJ7A, 8P9X, 4U1UN, VP2EXX, PJ8T, PJ1B, V47K, HL90B, LU4YZ, YC1FCC, LU5DSE, VS6WS, 9N90ILY, PY30L; on the c.w. front, I see 4M2BYT, HC8U, CE1LDS, FG5R, J79DX, LU4FD, HL1IE, HL1XP, PP7JR, PJ4/K3IPK, BY8AC, XW8CW, XW8KPV, PU1AAS, CN20X, FR4FD, 9Y4H, YV5AE, UA0LT, UA0FDX, PY1AVZ/PR100, PR1V0Y/PR100, 8P9HR, 5C2CW, 3C1EA, YV1FVU, 9J2B0, ZD8VJ, UA0ZWI, ZV7A, CW8B, JT1T, BY5RA, BZ10K, PY0/PY1DFF, XF4T, 8J2DEP, FH5EJ, JW9XG, ZP0Y, TL8CM, 5U7QL and 8P9HT.

Turning to G0HGA in Stevenage, Angie says her friends just don't believe how many Ws she has raised; the list in front of me is too long to give in full, but let's just mention some 18 in W1, 12 W2s, 10 W3s, 25 W4s, 7 W5s, 5 W6s, 4 W7s, 13 W8s, 15 W9s and 5 W0s; not forgetting the other stuff, such as VE5ZX, VE3DXR, VE2GDI, VE3EAM, VP2MT, HK7/SM5SV, PY1BVY, HK1HHX, PY2GVQ, TF3EJ, UZ9WWB and 4Z4DX. These were all hooked on c.w., with around 50 watts to a vertical dipole; s.s.b. raised UA3LIL and 9H1HV when testing a microphone!

Now to GW0HWK (Wrexham) who

makes his first appearance; Mike operates from home with an Icom 720A and a TB2 at 10m, and from the work QTH in Ruthin where the antenna is a home-brew trapped dipole at 7m. Mike in fact has a mighty problem at the home QTH in that when beaming NW, he is looking straight at a mountain some quarter-mile away which rises another couple of hundred feet above the QTH, so all the contacts towards USA tend to be 7-9 S-points as compared with other stations a few miles east. Reception checked by substitution, no problem: what to do? Perhaps the only possibility, short of relocating much nearer the top, is to try lowering the beam to see if the power (and incoming signals) can be persuaded to at least launch over the top. However, as some consolation, the 28MHz signals noted included UA9LEH, AP5HQ, FC/G4CAJ/MM (British Virgin Is), NH6CJ/5 for Oklahoma, AK6T, N0DYY, N5LFT (Mississippi), NK5K, VK8UK (Darwin), N8IHS with 2W in Michigan, the 3 watt W1BDC and various smaller fry.

Next we have ON7PQ (Kortrijk); Pat sticks to his c.w. last, having made 5BDXCC, WAZ, 5BWAC this way, and for this time the results were XW8CW, FR4FD, XW8KPV, AP2UR, XV2A, 3Y5X, 3W5JA, FP5HL, EA9EA, VK6XA, A92QL, ZS8MI and TY0AS.

After an all-c.w. merchant, an all-s.s.b. merchant: G3NOF (Yeovil) noticed things were good to N. America but not so hot in other directions, until the last few days before he wrote. Single sidebar contacts were made with BY5RT, BY8AC, HL2IVL, J79CH, JAs, TU2QQ, V31BB, VS6BX, WA7GIG (Idaho), WB9CQX/7 (Arizona) and ZS6UN/OH7NRW.

Now a young newcomer to the hobby makes his bow: G0MFR. Gareth makes his start in the hobby at the ripe old age of fifteen, and seems to be a 100% c.w. user. On 28MHz, he raised YV6AZC, VK6ASM, 3Y5X, UA0AAB, JA3VXH, PY1BVY, TR8JLD, XX9TDM, TZ6VV, V31AT, CO8LY, 3DA0BK and 9J2AL.

Finally, an old-timer; G3BDD (Hastings) who sounds thoroughly fed-up with his results this time; be that as it may, 28MHz still yielded 3Y5X, UA4MZL/RL40, 5U7NU on s.s.b. for an all time new country, ZLs and VKs.

## WARC Bands

My appeal for more news of the goings on has been heeded; special thanks to all who did so.

First a newcomer G0BXQ/M. Rod is a 100% mobile operator, but can only get on outside working hours. For the moment on 24MHz, Rod is chasing a WAS, for which at the time of writing only Idaho and Mississippi were still outstanding. Some 49 countries have been raised and there are regular contacts with VK and ZL.

Another newcomer is G0GQK (Newport, Shropshire), says he "inhabits 12 metres most days" and considers it a refuge for ragchewers and those who dislike contests. Mel reckons on almost daily contacts with N9DEO, W2FLK, W7ZJ, W1DW, W1KHL, W0ZFC, WA1FNU, KB9AA, WD0BRV, WA1QPE, W2EIV, WA6KEP, WB6JSB and W6SAI, on 24MHz; as for 18MHz, the most regular denizen of the band is W2FJ. Mel uses a TS-530 and a home-brew 2-element beam

# Back-Scatter

for 21MHz, which with the aid of a Capco a.t.u. is loaded on 10, 12, 15, 17 and 20m.

Yet another newcomer is **G5FF** (Stroud), who is also ex-G5AB and ex-SU1AB. Arthur follows 18MHz each day at 0900 and 1900Z, with an FT-102 and an 80m dipole fed with 72Ω twin feeder from a site around 240m a.s.l.

This set-up on c.w. managed JJ1NHV, JR7DPV, JA7SSB, JA3JM, JA1LFS, JA5NNS, JA3SRB, JA8LG, JJ1FSK, JA4VUQ, JA1DTC, JA1CBF, JA8GMZ, JR5JAQ, JA1VND, JA0VUQ, JA4CSH, ZL1ATZ, ZL1HY, ZL1FZ, ZM2AGY, ZL2UW, ZL1BEK, VK7AAQ, VK6AKG, VK6RQ, VK3OX, VK3MR, VK3DQ, W6QNA, WB6FKR, WB6LCV, WZ6C/ST4, W6SO, K6KEO, K6TL, KW5A, K6JFY, W6OV, KH6AQ, N6AR/P, K6VPN, KL7CYL, W7GB, KN7K, KL7RYL, KL7GU, KL7US, FY5YE, ZM1BSG, VE1, VE2, VE3, VE7, VY2 and lots of smaller fish.

All three WARC bands were tried by G2HKU; Ted mentions WB2QMU on 10MHz, while on 18MHz there was a QRP contact using four watts, with AA2U, and a normal-power one with W8IQ; and on 24MHz KJ6FY and KB7ECP/1 were raised.

Turning to GW0HWK, Mike found it very quiet when he got to checking it in the early evenings; GM4TYU was raised for a new county, and loads of USA and Russians 'working each other by the logbook full' - low signals to Mike. As for 24MHz, there was more activity, including QSOs with J37AJ, ZB2IT, WU6T, WB2YRL, N9DEO, W1KHL, N8KMW, W3ASA, KA5W, NA8D, W0SPF, KB8FEI, W2DV, KC1NO, WB1FDW, N2CTZ, W4EKQ,

KD3JG, W3HAO, W9WPV, VE1HT, W1KAL, W2RVK, WX8Y, KA9CPU, W2WGL, W8MTC, N1GCQ and lots of Europeans and Russians, usually calling DX.

G3NOF almost forgot to mention his forays on 18MHz, but he does say that all he managed were the odd European and East Coast W contact.

## The 21MHz Band

Space closes in upon me apace, so I will have to be brief. G3BDQ worked 3Y5X on c.w. and s.s.b., XV2A (c.w.), CE1HIK, HS0AIT and A43XA all s.s.b.

The c.w. from G0CKP went to VP2EM, XW8CW, HS0E, EL2FQ, 5H3ZW, VP5P, XW8KPY, A41JV, 3Y5X, 5Z4FN, FR5AI/G and XX900.

**Leighton Smart GW0LBI** (Trelewis) has a trap dipole and monoband dipoles for 21 and 14MHz at 4.5m a.g.l., fed from an FT-101E, but he prefers to stick to one watt or less QRP, and on 21MHz he was happy enough to raise UB5ZFN and HA9KRQ.

Contacts on 21MHz for G3NOF included s.s.b. with CE7ZK, DU9RG, ES5DE, HK4BHA, JAS, NH6HF, UD6DFF, UH8AAQ, UL8JJ, UL7GX, UW0MF for CQ Zone 19, VE1MIC (a special for the Curling Championship), VKs, VK9ND, VP2EXX, XT2BX, Y2/DL8NBJ/P, Y2/DL8NBJ both Ruegen Is, Y10AD, ZL7NAB, 3W3RR, 3Y5X and 8P9AF.

GW0HWK mentioned WA1N, W8LRH, KA5KBP, K4ROZ, KA4ETQ, VE7WES,

N3FLU/M and various EU stations.

Turning to GM3JDR, Don mentions J79DX, PJ4/K3IPK, TU4B, 8Q7BX on c.w., while s.s.b. accounted for TL8WD.

Now to DN7PQ; Pat mentions 3Y5X, 3W5JA, 9N90ILY, FR4FP, 3D2XR, JT1CS, A43XA, ZS8MI, TY0AS and FW/SM7PKK.

## The 14MHz Band

Let's first see how GM4UQD made out; c.w. to VE3BMC, VE2GNW, UA1ZY (Murmansk), VE3IVT, and on s.s.b. UW9AWZ, EA8/DK4KF, UL8LWZ, GM0IJP/P on Hutton Oil Platform, UL70B, 4X1BD, 4X4FR, KD7N, VE7TB, W6RFX, VE6MV, VE7IG, VP5Q, HI3HBD (QSL via HI8LC), KD7TI, UL7FEC, VP2EXX, plus shoals of East Coast Ws and smaller fry.

G3BDQ offers just two; JA7GBS and WA7NXS, with just 100 watts to a sloping dipole.

G0CKP says his crop included XX9AF, 9M5HF, HS0E, 3D2WZ, FK8FG, 5H3ZW, XW8CW, XT2KG, 3D2XR, 3W5JA, G4WYG/ST2, 3W3RR, ZS8MI, F00GMZ, T32BE and Z21CA, all on c.w.

**GW0LBI** deployed his one watt on this band for PA0HTT, DJ2IO, OK1DXK, IK1DHA, SM5LJB and 4N7N.

Still with c.w. G2HKU offers 4K3BB and UW1ZC/UA10 (Novaya Zemlya).

G3NOF left the band alone while conditions were better, so he only has A92QL, DK7UY/J6L, TU2QQ, VQ9HB, YJ8AB, 3W3RR and 9K2YA.

GW0HWK doesn't bother much on 14MHz either; 9Y4IBN, K1QXK/M, plus

lots of East Coast Ws and Europeans.

For GM30DR it was LY3BM, ZK2RY, J6DX, PJ4U and 8P9HT.

As for G0HGA, Angie managed various EUs with her long-wire, but the pick was a one-watt QSO with CT4CH who was himself using 5 watts.

ON7PQ says his log includes ZD7KM, 3Y5X, 3D2XR, 9J2AF, VQ9DX, FR4FP, ZD8VJ, K7SS/PTI (Puyallup Tribe of Indians), A92QL, 7X4AN, VP2V/W2GUP, TY0AS, ZF2OS, HP1AC, V2/G6QQ, PJ9JT and DK7UY/J8.

We close this section with G0MFR, who mentions KH6IJ, VU2AYB, ZD8VJ and KH6CTQ.

## Top Band

G3BDQ had a single foray and managed 9H8B, and heard some SMs calling on sked for a VK5 one evening, fruitlessly.

GW0HWK is just getting going on the band and so far as worked a couple of locals and heard various G and GM stations.

G0HGA mentions many Gs, GM4SID, GD4BEG and PA0DWW from her 20m wire.

## The 3.5 and 7MHz Bands

Alas, my space has run out, so I will have to pass up on these two. However, I acknowledge and thank GM3JDR, G0HGA, G0MFR, ON7PQ, G3NOF, G2HKU, GW0LBI, G3BDQ and GW0HWK for their notes covering 3.5 and 7MHz.

# Back-Scatter

## VHF Up

Reports to

David Butler G4ASR

Yew Tree Cottage

Lower Maescoed, Herefordshire HR2 0HP

## Solar Data for January 1990

During the first two weeks or so of January there was a general decline in solar activity. In the first week sunspot levels were averaging around 190, and consequently flare activity was very low. The geomagnetic A index was quiet for most of the time, dipping down to 4 units on January 6. The solar flux level similarly fell, averaging 196, for the period up to January 7. The flux levels continued to fall during the second week, being 165 units on January 9. Only one small flare was noted during this period. This general decline was bad news for 50MHz enthusiasts. However activity started to pick up from January 15 and a considerable rise in solar flux levels was recorded. The level on January 21 was up to 265 units. Unfortunately these levels are way down on those forecast for this time of the year. The geomagnetic A index declined to quiet and on January 19 it only made 2 units. Between January 23-

25 some very large sun spot groups were seen crossing the sun's visible disc. Numerous small flares were responsible for a number of ionospheric disturbances giving rise to a few auroral events towards the end of the month.

Radio conditions during January were pretty gloomy. If the wind didn't grind your antennas into the ground, then the heavy rain certainly helped to dampen any enthusiasm for DXing. All in all a pretty dismal month. Still, spring is on its way and hopefully many of you will be busy resurrecting the antenna systems ready for the Sporadic-E and tropo seasons.

## The 50MHz Band

First up this month is a report from **John Heys G3BDQ** (SXE) mentioning that conditions on the band during January took a dive, and that DX openings almost vanished. Before the band changed for the worst, John caught a brief 15 minute

opening on December 27 in which a number of W1 stations were worked. Conditions on December 28 were much better with a good opening between 1345-1555UTC to VE1, W1, W2, W3, W8 and W0. KA0KK (Iowa) and KOIR (Minnesota) were particularly good contacts in this event. The first day of the new year saw an opening between 1520-1550UTC with stations in W2, W3 & W4. ON4ACO (JO10), worked at 1354UTC on January 4, was claimed by John as a new country. My understanding of the situation is that although ON stations obtained permission to operate on 50MHz, no permits had in fact been issued during January. Some Belgian stations were later quoted as saying they had come on the band 'inadvertently' without realising that permits were required! On January 15 there was an unexpected Sporadic-E opening to Scandinavia in which LA1YCA, LA2FGA, LA3HO, LA9BM, OH2TI, OZ4VV, SM6PU and SM0CHH were worked between 1929-2025UTC. John has now

worked 40 countries on the band and has also obtained his final card, from Japan, for the WAC award.

**Ian Galpin G1SMD** (DOR) reports that the opening on January 15 had apparently started around 1530UTC but because of work he was unable to get on until 1815UTC. In the following three hours, contacts mainly on s.s.b. were made with LA9BM, OH1YP, OZ7DX, SM6ESG, SM6KJX, SM6PU and SM0CHH. Other stations heard but not worked included LA2FGA, OH2TI, OH5IY, OZ2OE, OZ4VV and SM6ESG. Ian wonders if any Es contacts were made on 144MHz around 2030UTC when, he noticed the skip on 50MHz shortening to about 800km.

At my QTH (HWR) I managed to catch two Es openings. The first occurred on January 1, between 2215-2245UTC. Contacts on c.w. were made with LA1MFA (JP99), OH2TI (KP20) and OH9SCL (KP26). The other opening, on January 15 between 1750-2040UTC, resulted in contacts with OH3MF and OH3XA both in



# Back-Scatter

KP20, 0Z1CFT, 0Z4VV, 0Z7DX, 0Z7IS, SM6CKU and SM0CHH.

**Ted Collins G4UPS** (DVN) hardly misses any openings on 50MHz. In the first three weeks of January a sizeable amount of real DX was recorded. Contacts were made on January 1 with VE1YX, AA2U, K2UOP/4, WB4OSN (EL96), WB2PMP/4 (EL96), WA4OWC (EL97) and WD4IXD (EL98) with V31PC and KP4BZ being heard at 1545UTC. Nothing was heard on January 2 but the next day gave contacts with HC5K and W3EP/1. Ted reports that J37AE was heard working into G & GW at 1240UTC. On to January 4 with contacts being made with VE, W1, 2, 4 & 8. Stations heard included DL3ZM/YV5, YV4AB and YV5ZZ, all around 1245UTC. TI2HL was worked at 1423UTC on January 5, the FY7THF beacon heard at 1152UTC on January 7, VE worked on January 12 and W1 and W3 on January 16. On January 19 there was a good opening to the States with VE1BVL, VE1YX, K1TOL, WA1OUB, WA1T and K2QIE being worked on c.w. at strengths between S7-9. All excellent DX, just showing what can be worked if you are prepared to put the time into the band. Ted also worked the normal European theatre during the month, contacts being made two-way with CT, GM, LA, OH, OY, OZ, SM, SV, T77 and, via crossband, with OE and OK. ADL station also appears in the log but I think we had better ignore that one!

## The 70MHz Band

**Ian Wright GW1MVL** (CWD) reports that he now has a Pye Westminster crystallised up on 70.450MHz and 70.475MHz and that a local station GW1LHV has a similar system.

**Dave Brown GD4XTT** (IOM) has plans to become active on the band. He intends putting up a 50/70MHz dual band antenna, 4-elements and 5-elements respectively. The intention is to convert his 50MHz Spectrum transverter to 70MHz and to this end Dave requires the circuit diagram of the Spectrum TRC4-10 (early type). Can anyone help to get GD4XTT on 70MHz? Send photocopies to Cleckheaton, Ballaragh, Lonan, Isle of Man.

Operators of the band may care to note that **Bob WA1OUB** has 70MHz receive capability and may wish to try for crossband contacts when F2 conditions look right.

## The 144MHz Band

**John Hoban G0EVT** (YSW) reports that a good tropo opening occurred on December 2-3. Contacts on the 2nd were made with SM1ALH (JO97), SM6RTM (JO78) and SM7PXS/7 (JO86). Many SM's in JO57, 86 & 87 were heard, the best being SM0NMJ in JO88. The opening also extended to Denmark and East Germany. By December 3, propagation had shifted more to the east allowing contacts to be made with ON, OZ, PA and Y. Auroral openings on December 12 & 30 gave contacts with a number of Scottish stations, GM4IPK being particularly strong on the 30th. Results in both the Geminids and Quadrantids meteor showers seemed very poor. YU2EZA was the only station to be heard using random operation on December 13-14. A listening session on January 4-5, two days after the peak of the Quadrantids, gave short bursts of signals from OE5DLL, OK3LQ and I4XCC, but John was unable to

complete with anyone.

**Peter Hiron G1CEI** (HPH) entered the 144MHz Fixed Station Contest on December 3 and was pleased to work G4KUX (DHM) for a new county. Best DX of the day was GM0GMD in Stirling. Conditions on tropo were found to be quite good on January 2. Contacts were made with EA3AWD (IN93), FC1GXX (IN95), FC1OQJ (IN96), FF1LEQ (IN97), F6HRE (IN93) and F9LB (IN96).

At the QTH of **Steve Damon G8PYP**, (DOR) the band has been remarkably quiet. Tropo lifts allowed contacts with PE1NCB (JO22) on November 29 and F6HRE (IN93) and FC1OQJ (IN96) on January 2.

YU2PHI was heard at 0115UTC on December 14 via the Geminids shower, and IK4DCX heard at 0227UTC on January 4 via the Quadrantids shower, but in both cases contact could not be completed.

## The 430MHz Band

**Paul Brocket G1LSB** (LCN) managed to eke out what little tropo signals there were on the band. On December 2, contacts were made with SM6AFH (JO66), SM6CEN (JO57), SM6HYG (JO58) and SM7NNJ (JO86). Conditions into Western Germany were good on January 3 allowing Paul to work DF7VX (JO41).

Having experienced good 144MHz tropo conditions on January 2, Peter G1CEI moved up in frequency to 430MHz and was pleasantly surprised to observe that this band was also open. At 2214UTC contact was made with EA3AWD (IN93) for a new all time country. Within the hour, s.s.b. contacts were also made with FC1GXX (IN95) and F9NB (IN96). Peter mentions that the weather map had a

high pressure area over France with the isobars running due north/south.

Over on the Isle of Man, GD4XTT, has been having a fair bit of success since upgrading to 30 watts and a 21-element Yagi. In fact, Dave reports that it has made a tremendous difference to the performance of his station since installation last November. During the latter part of November and early December, contacts were made with G1IWO (NOR), G1JYB (YSN), G3KBS (BRK) and G4JNZ (HPH), bringing the county score up to 34. The band was in particularly good shape on December 3 allowing numerous contacts to be made with stations on the near continent and south-east England. DL3KP (JO30), FC1LUW (JO10), 30 PAs and 10 ONs were worked. Most signals were at the S9+ level, even 1 watt stations in Holland were peaking around the 55 mark. Dave reckons he could have worked many more continental stations but he tended to concentrate on Gs in southern England. Dozens of stations in Buckinghamshire, Bedfordshire, Cambridgeshire, Suffolk, Hertfordshire, London, Essex, Kent, Surrey and West Sussex were worked. Dave was especially looking for G4BLX in East Sussex but couldn't hear him on. During the event G10GDP (ATM) was contacted to bring the country score up to 12. The tropo conditions continued through to the next day, giving more contacts into DL and PA. County No 43 was notched up on December 8 by working G4MAP (HWR).

## The Microwave Bands

Congratulations to **Julian Gannaway G3YGF** who won both the narrow-band and wide-band sections of the recent 10GHz cumulative contests. G3ZME and G4EFT came second and third respectively in the n.b. section, whilst G0KZP and F6DPH obtained silver and bronze positions in the w.b. section.

## VHF News

**Detlev Y22HA** has recently changed sides and is now living in West Germany. He sends his 73s to all radio amateur friends and hopes to be active someday with a new callsign.

A few months ago I mentioned that **Mark Salorskis GM6TKS** was being posted to Gibraltar. He has now been issued with the callsign **ZB0T** and should be active on both 50MHz and 144MHz. Watch out for Mark during the Sporadic-E season.

**Bo 0Z1DJJ** returned to Greenland during February. He is active from various squares on 50MHz and 144MHz using the callsign **OX3LX**. QSLs go via Uffe Lindhardt 0Z1DOQ, Ostrigade 49, 2tv, DK-2300 Kobenhavn S, Denmark.

## New Countries on 50MHz

Last month I reported that Denmark has obtained 50MHz operating privileges. Further details have been obtained from Ivan Stauning 0Z7IS. All classes of amateurs, with a valid licence, are allowed to use the band 50.0-52.0MHz on the following terms. The band is primarily reserved for broadcast and television purposes as well as land mobile services. In case of interference the use of the band will cease immediately. The relevant power limits are 100 watts input for

| PRESENT BAND PLAN         |                      | PROPOSED BAND PLAN |                      |
|---------------------------|----------------------|--------------------|----------------------|
| 70.000                    | 70.030 GB3CTC        | 70.000             | 70.030 GB3CTC        |
| BEACONS                   | 70.040 GB3REB        | BNS & CW           | 70.040 GB3REB        |
|                           | 70.050 GB3BUX        |                    | 70.050 GB3BUX        |
|                           | 70.060 GB3ANG        |                    | 70.060 GB3ANG        |
|                           | 70.070 PERSONAL BCNS |                    | 70.070 PERSONAL BCNS |
| 70.075                    |                      | 70.075             |                      |
| CW                        |                      | SSB & CW           |                      |
|                           |                      |                    |                      |
| 70.150                    |                      | 70.150             |                      |
| SSB & CW                  | 70.200 SSB CALLING   | SSB & CW           | 70.200 SSB CALLING   |
|                           |                      |                    | 70.225               |
|                           |                      |                    | 70.250               |
|                           |                      |                    | 70.275               |
| MOBILE & NATIONAL CALLING |                      | ALL MODES          | 70.300 RTTY          |
|                           |                      |                    | 70.325 PACKET        |
|                           |                      |                    | 70.350 RAYNET        |
|                           |                      |                    | 70.375 RAYNET        |
| 70.260                    |                      | 70.400             | RAYNET               |
| ALL MODES                 | 70.300 RTTY          | FM SIMPLEX         | 70.425               |
|                           | 70.325 PACKET        |                    | 70.450 FM CALLING    |
|                           | 70.350 RAYNET        |                    | 70.475               |
|                           | 70.375 RAYNET        |                    | 70.4875 P.R. LINKING |
| 70.400                    | RAYNET               | 70.500             |                      |
| FM SIMPLEX                | 70.450 FM CALLING    | FM SIMPLEX         | 70.450 FM CALLING    |
|                           | 70.475               |                    | 70.475               |
|                           | 70.4875 P.R. LINKING |                    | 70.4875 P.R. LINKING |
|                           |                      |                    |                      |
| 70.500                    |                      | 70.500             |                      |

Proposed 70MHz Bandplan

# AKD

Unit 5  
Parsons Green Estate  
Boulton Road  
Stevenage  
Herts SG1 4QG



THE FILTER SPECIALISTS



MAIL ORDER DEPT.  
Stock Items Normally  
Despatched within 48 hours,  
21 days latest.  
TEL. 0438 351710

## TV INTERFERENCE PROBLEMS??!!

Are you having trouble receiving a watchable picture on your TV? If so, the cause may be aerialborne interference. For many years AKD has manufactured a low cost range of in-line interference suppression filters that are easily inserted into the aerial system to help reduce the effects of interference from local taxi radio, CB, amateur radio, airport radar, etc. Each filter is terminated in standard aerial co-ax plug and socket and requires no external power. Fitting could not be more simple. No technical knowledge is needed. There are 13 standard stocked filters in our range, but individual filters can be tuned to reject interference at specific frequencies if required. If you are not sure which filter type to order or have any questions regarding interference phone our helpline on 0438 351710 and ask for John who will be pleased to assist you in making the best choice of filter.

### THE FILTER RANGE IS AS FOLLOWS:

#### FILTER TYPE RBF1

A range of filters designed to eliminate Radar Blip, especially noticeable on video recorders. Stocked on channel 36 and 846MHz (RAF Boulmer interference) can be tuned at our factory from 420MHz to 890MHz. **£6.95 each**

#### FILTER TYPE TNF2 (Suitable for UHF TV only)

A range of Tuned Notch filters stocked on generally useful frequencies used by Amateur Radio operators, CB users, Private Taxi companies. Can also be factory tuned to reject any spot frequency up to 300MHz. Now stocked at 50 & 70 MHz. **£7.95 each**

#### FILTER TYPE HPF1

Used in weaker reception areas for general interference problems. Use with UHF TV, Video & Pre-Amps **£6.95 each**

#### FILTER TYPE HPF5

Used in strong signal area for severe interference on UHF only **£7.50 each**

#### FILTER TYPE BB1

A general purpose filter that can be used on its own or together with other filters in our range for severe interference problems. Ideal at the input of VCR and Pre-Amps. **£6.95 each**

#### FILTER TYPE HPF6

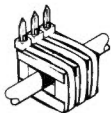


**£17.00 each**

The HPF6 is a 6 section UHF high pass filter particularly useful for the rejection of any aerialborne interference below 450 MHz yet having minimal insertion loss on Bands 4 & 5 (UHF TV). It can be used with UHF TV, video recorders and should be sited before any aerial pre-amp. In common with all the other filters in the AKD range the HPF6 requires no external power and is simply fitted in line with the aerial co-ax with its standard terminations.

#### Technical Details:—

Pass Band:— Frequency range 470-895MHz  
Stop Band:— (inner only) DC-450MHz typical >75db @ 300MHz >30db @ 435MHz  
Input & Output Impedance:— 75 ohms nominal  
Case Material:— Aluminium  
Case Size:— 122x40x25mm (excl socket, flylead & plug)  
Terminations:— Standard Belling Lee type aerial co-ax plug and socket

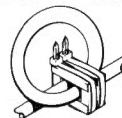


### Unifilter 'CLAMP-ON' RADIO-FREQUENCY CHOKE

Allows leads to be toroidally protected without the need to cut or remove plugs or connectors. Ideally suited for moulded plugs, leads, ribbon, and large diameter cables. Can easily be fitted and stacked in multiples to increase rejection. 'UNIFILTER' works by suppressing the interference currents that flow along the outside of cables without affecting the signals or power flowing inside. This means that you don't need to worry about upsetting normal operation or invalidating guarantees. Suitable for both reducing the emission of, or rejecting the effect of, 'common mode' interference as experienced on computer, hi-fi & speaker leads, as well as the normal mains & aerial cables.

UF 4 KIT (SUITABLE FOR SMALLER INSTALLATIONS) **£9.89**

UF 8 KIT (FOR MULTI INSTALLATIONS) **£19.55**



ALL PRODUCTS ARE AVAILABLE FROM US DIRECT  
MAIL ORDER OR WHY NOT MAKE USE OF OUR ACCESS  
& VISA FACILITIES TO ENSURE MINIMUM DELAY

ALL AKD PRODUCTS CARRY THE USUAL AKD 2 YEAR  
GUARANTEE. PRICES QUOTED ARE CORRECT AT TIME  
OF GOING TO PRESS AND INCLUDE VAT,  
POSTAGE & PACKING

TRADE ENQUIRIES WELCOME  
TRADE ORDERS CAN NOW BE PLACED BY  
FAX ON 0438 357591

Props: RT & VEL Wagstaffe. Technical Adviser: John Armstrong

# MERLIN

MERLIN WAY, BOWERHILL,  
MELKSHAM, WILTSHIRE SN12 6TJ.  
Tel: 0225 706886. Fax: 0225 708594

# SYSTEMS

## WIZARDS PACKS

### THIS MONTH'S WIZARDRY The WIZARD PRECISION FILTER

240 volts AC, 13 amps input, 4 off IEC 6 amp sockets output, On/Off switch, Precision Poter block RFI filter, VDR, Mains lead and Plug, Merlin made case and built and tested.

This filter helps to remove your RF from the house wiring.

Price £27.48 VAT Paid P&P £3.00

The WIZARD'S best 13.8 volt PSU kit so project

In the kit: Pre built PCB, Super Mains Transformer, 3 inch Cube Heatsink, 60000uf Electrolytic, 25amp Bridge Rectifier, 12V DC Fan, Mains Filter, Overvolt Relay, LED Indicators, Amp Meter, Fuse Holders, Terminals and On/Off Switch.

This PSU has an output of 8amps and 8 to 18amps intermittent. With a full set of data sheets.

Price £33.80 + £4.50 P&P

### LINEAR AMPLIFIER BUILDERS

8 off 220uF 400V Electrolytics with mounting clips

Price £15.00 post paid

Printed Circuit Permanent Magnet Motor/Generator with toothed belt reduction drive. Input/Output 2VDC to 30VDC at upto 10Amps. Price £14.00 + £3.50 P&P.

New in Controller Card for the above and others Input power + and - upto 50VDC. This will give a single 5k ohm pot variable speed forward and reverse. Price £7.50 + £2.50 P&P.

COMPRESSORS—Gast rotary air/vacuum pump 20psi/29invac, 1/12th HP 240Vac motor. Good for Desoldering/Airbrush work. Just £17.00 + £3.00 P&P.

IN THE WIZARDS DEN!—We have from time to time the following new and S/H stock. Printers, Monitors mono/colour. Valve amps and PSUs. Lots of odds and ends.

MORE DATA—Ring the wizard on 0225 706886 (Day time) 0225 763027 (Home). For more information or for a visit to the works.

PAYMENT—Access, Cheque, PO and Cash Post and Packing on components £1.50, over £20.00 £1.00. Please add VAT to total.

Thank you John and Adrian the Sorcerers Apprentice!

We would like to thank all our new customers for their support. By the way if you have a project you would like to be manufactured, we are always on the lookout for new Wizardry.

Sorry for the delay over the list, but we have put all our stock on computers and this has taken time, this is the Wizard's worst enemy!

#### Storno Mobile Radio Telephone

Type 634

68-88 MHz

12.5 kHz Channel Spacing

±2.5 kHz Deviation

Max Bandwidth 1000 kHz

RF Output Power 10 watts

Mod FM

Sensitivity 0.7uV

12 Volt or 24V Input DC with Control Gear and Data

OK for 4 mt.

Price £25.00 + £5.00 P&P

#### THE WIZARD POWER CUBE

##### Specification

- 20 Amp Hour Dryfit Battery
- Inbuilt Mains Charger
- RF Filtered
- Solar Cell Input (Cells optional)
- Compact Size/Portable
- Merlin Made

Price £76.00 + P&P £8.00

H.T. TRANS Prio 200/250V Sec 1720V at 550 Ma for FW Bridge £55. COLLS Roller Coaster tuning coils 20 Uh nom 2/20 Mc/s 36 trs on 2" ceramic former ext size 6 1/2 x 3 x 3" new. £28. TAPE AUDIO 1/2" on 7" spools 1800ft at present recorded with morse training lessons 4 tapes £11.50. OPTICAL ACCS. misc selection of items inc eyepiece, lens cell, lenses, prisms, mirrors, mostly new. 10/12 items. £23. LASER DETECTOR HEADS part of Simfire weapons simulator head contains 3 cells with internal electronics contained in weatherproof housing 3 1/2 x 3 1/2" reqs ext power modern equip. £14.50. control units also available. POWER UNIT General purpose bench HT/LT PU for 240V o/pa HT var 0 to 500V. 100Ma to 350V & 6.3V AC at 3 amps ct fitted V/Ma meter, screw term connec, in case. £38. MONITOR CRT part of Army D11 Tx. Modulation monitor tunes 2/22Mc/s in 5 bands es 2 1/2" CRT. TB & Y amp. etc also as 2x Ap Osc at 1015 & 1605c/s to enable two tone tests to be made on SSB Tx circs, reqs ext power with circ. £34.50 suitable trans for conversion. £7.50. SIG GENS Marconi TF995A/2 AM/FM 1.5 to 220Mc/s var o/p & deviation, fine & coarse atten, metered o/p neat unit size 17 x 12 x 8" tested with book. £115 also American USM-44 10/420Mc/s narrow band AM sig gen for 230V bench unit tested. £95. COM METER No.1 portable Gaiger Counter with meter Ind 0.1 to 10 Mill/Roentg also provision for phones two part unit contained in carry bag with phones & cable, req 300V, details of transis PU supplied tested with book. £45. AERIAL SWT type J of R1154/55 Inst selects Ae etc. £18.50. R.F. UNITS spare front ends for R210 Rx tunes 2/16 Mc/s in 7 bands with 455Kc o/p with valves & circ. £18.50. A.F. OSC Advance J1 for 240V Sine wave o/p 15c/s to 50Kc in 3 bands o/pa at 5 & 600 ohm tested. £28. MICROWAVE HEAD UNITS part of ARAX-10 equip covers 2/11 Gz in 3 bands uses crystal video Rx with TWT amp one for each band with 4 signal o/pa per band req ext in case size 15 x 11 x 20" £95. S.S.B. ADAPTORS part of Army R234 Rx for use with 100Kc IFs as 3 filters provides low level audio o/p uses some 22 min valves reqs ext power & 100Kc drive on 19" panel with meter etc with book. £33. SPEAKER P.A. Army type 11" dia 15 ohm nom 20 watts weatherproof. £26. FLASH UNITS aircraft strobe type flash units in weatherproof fittings 3" dia for use on 24V DC (will work on 12V with lower o/p) kit comprises 2 x flash tubes, transis power unit, cables these flash alt part stbrd, made by Hella. £35 set. ARC-44 AIRBORNE T/Rx compact unit intended for use in Helicopters covers freq range 24 to 51.9 Mc/s in 280 100Kc chan, F.M. nom O/P 8 watts into 50 ohm comprises T/R, Dynamotor, Chan Sel box, for use on 28V DC approx 5 amp uses min & sub min valves, also supplied with transis Intercom amp, with circ. £35 also available 8ft fibre glass whip with base & matching unit. £16.50. CRYSTAL CAL. small bench unit giving 100Kc & 1 Mc/s o/pa in case for 240V £28. METER PANEL fitted with 4 miniature 1 Ma meter contained in case size 5 x 2 x 2" new £14.50. AERIAL AMP & Dist unit for use in freq range 162/174Mc/s provides 4 o/pa from single I/P reqs 12/24V DC as N type sks as 2 two stage transis amp on ea o/p. £16.50. SPEAKER UNIT Army AFV spk unit in metal case 5 1/2" dia by 3 1/2" deep speaker 2.5 ohm new. £11.50. TUNER HEAD 88/108Mc/s with 10.7 IF out req 12V manual tuned typed, 3 transis new. £7.50. TRANS ISOL 240/240V at 500 watts in metal case. £18.50. PYE T470 BASE TX Fm 420/430Mc/s for 240V with circ. £45. METAL BOXES misc selection of small enclosed boxes suitable RF use etc some die cast all with int fittings 6 for £9.50. PLUG INs. Type A for use with Telequip 0.43 Scopes @ £14.50. ROTARY CONV. 1/P 18V DC O/P 230v AC 180 watt 50c/s sine wave, approx 18 amp 1/P new. £45.

Above prices include Carr/Postage & VAT.

Goods ex equipment unless stated new.

SAE with enquiry or 2x20p stamps for List 44/1.

## A.H. SUPPLIES

Unit 12, Bankside Works, Darnall Rd, Sheffield S9 5HA.  
Phone. 444278 (0742)

# Back-Scatter

**Annual v.h.f./u.h.f. table**  
**Final Positions for 1989**

| Station | 50MHz     |           | 70MHz     |           | 144MHz    |           | 430MHz    |           | 1296MHz   |           | Total points |
|---------|-----------|-----------|-----------|-----------|-----------|-----------|-----------|-----------|-----------|-----------|--------------|
|         | Countries | Countries | Countries | Countries | Countries | Countries | Countries | Countries | Countries | Countries |              |
| G1SWH   | 68        | 33        | 71        | 7         | 93        | 24        | 60        | 9         | —         | —         | 375          |
| G6HKM   | 57        | 46        | —         | —         | 82        | 29        | 50        | 18        | 36        | 10        | 328          |
| G8LHT   | 64        | 19        | 35        | 5         | 81        | 32        | 56        | 15        | 12        | 5         | 324          |
| G4ZTR   | 30        | 17        | 49        | 8         | 73        | 27        | 25        | 8         | 23        | 5         | 265          |
| G0IMG   | 69        | 29        | 41        | 5         | 56        | 12        | 27        | 5         | —         | —         | 244          |
| G1DOX   | 36        | 18        | 49        | 6         | 66        | 18        | 29        | 6         | 16        | 7         | 241          |
| G6NB    | 70        | 44        | —         | —         | 56        | 17        | 26        | 4         | —         | —         | 217          |
| GW6VZW  | 72        | 33        | —         | —         | 75        | 21        | —         | —         | —         | —         | 201          |
| G4LDR   | 43        | 12        | —         | —         | 61        | 16        | 52        | 12        | —         | —         | 196          |
| G8PYP   | 34        | 29        | 1         | 1         | 59        | 26        | 29        | 11        | —         | —         | 190          |
| GM1SZF  | 40        | 26        | —         | —         | 71        | 21        | 17        | 8         | —         | —         | 183          |
| G1LSB   | 28        | 11        | —         | —         | 47        | 27        | 47        | 18        | —         | —         | 178          |
| G4XEN   | 21        | 9         | 13        | 2         | 63        | 21        | 33        | 9         | —         | —         | 171          |
| GD4XTT  | 34        | 9         | —         | —         | 58        | 15        | 43        | 12        | —         | —         | 171          |
| G0EVT   | 28        | 29        | —         | —         | 40        | 29        | 6         | 7         | —         | —         | 139          |
| GM4CXP  | 28        | 11        | 4         | 1         | 61        | 19        | 4         | 2         | —         | —         | 130          |
| G0EHD   | —         | —         | 44        | 5         | 62        | 16        | —         | —         | —         | —         | 127          |
| G0FYV   | 3         | 5         | —         | —         | 88        | 23        | 4         | 2         | —         | —         | 125          |
| G8XTJ   | 40        | 14        | —         | —         | 54        | 13        | —         | —         | —         | —         | 121          |
| G3EKP   | 25        | 15        | 27        | 6         | 25        | 7         | 5         | 4         | —         | —         | 114          |
| G4VOZ   | —         | —         | 64        | 8         | —         | —         | 31        | 7         | —         | —         | 110          |
| G1VJP   | 15        | 4         | —         | —         | 74        | 12        | —         | —         | —         | —         | 105          |
| G1CEI   | 5         | 5         | —         | —         | 60        | 14        | 12        | 5         | —         | —         | 101          |
| G3FPK   | —         | —         | —         | —         | 72        | 27        | —         | —         | —         | —         | 99           |
| G1TCH   | 21        | 23        | —         | —         | 38        | 15        | —         | —         | —         | —         | 97           |
| GW4HBK  | —         | —         | 61        | 7         | —         | —         | 24        | 4         | —         | —         | 96           |
| GW1MVL  | —         | —         | —         | —         | 56        | 22        | 3         | 4         | —         | —         | 85           |
| G7CLY   | —         | —         | —         | —         | 58        | 14        | 4         | 1         | —         | —         | 77           |
| G7CFK   | 43        | 33        | —         | —         | —         | —         | —         | —         | —         | —         | 76           |
| G1GEY   | 4         | 2         | —         | —         | —         | —         | 34        | 8         | 2         | 2         | 52           |
| G4AGQ   | —         | —         | 16        | 3         | 14        | 8         | 9         | 2         | —         | —         | 52           |
| GM1ZVJ  | 3         | 4         | —         | —         | 26        | 16        | —         | —         | —         | —         | 49           |
| G0HGA   | —         | —         | —         | —         | 32        | 12        | —         | —         | —         | —         | 44           |
| G6MXL   | 2         | 1         | 4         | 1         | 7         | 4         | 8         | 5         | —         | —         | 33           |
| G0HOZ   | —         | —         | —         | —         | 25        | 4         | —         | —         | —         | —         | 29           |

licence classes B, C & D and 500 watts input for A & E licence classes. This arrangement will run until 31 December 1990, when it will be reviewed. The Danish PTT announcement also covers the Faroe Islands. OY9JD is active and has already worked a number of UK stations. Catch him via aurora or Sporadic-E.

Belgian amateurs have also been given permission to operate on 50MHz, although at the time of writing no permits had been issued. They are allowed, on a secondary basis, to use the band 50.000-50.450MHz with a maximum transmit power of 30 watts. Note that the band is not likely to be available to UK amateurs operating in Belgium under the CEPT agreement.

The January issue of the Swiss Radio Society's magazine *Old Man*, indicates that permission to operate between 50-52MHz has been granted. Again, at the time of writing no permits had been issued.

Among those known to have applied for permission are HB9CRQ, HB9DBM and HB9QQ. The maximum power allowed is 100 watts e.r.p.

The initial permits run for 12 months, ending on 31 December 1990.

A letter from the Austrian PTT, dated January 14, mentions that Austrian amateurs may use the band 50-52MHz from February 1, for a preliminary period of 12 months. Fixed stations will be limited to 25 watts into antennas of horizontal polarisation. No mobile or portable operation is allowed. There is a geographical protection zone within which operation is not allowed during TV hours, approximately 0900-2400UTC. Call areas OE2, OE5 and part of OE6 are allowed 24 hour operation.

Luxembourg amateurs should be allowed access to the band fairly soon. They are awaiting written permission from the authorities.

All this progress is very good news. Excluding LX, I note that 29 DXCC countries in Europe now have permission to operate on 50MHz. I'll give you one month to work out which they are!

## Proposed 70MHz Bandplan

Over the past 12 months or so there has been a considerable increase in the number of stations using the channelised area of the band. Recently the RSGB VHF Committee looked at ways of modifying the existing bandplan to create additional channels in the all mode and f.m. simplex sub-bands. It must be stressed that the proposed plan is exactly that. It is a proposal open for discussion. The VHF Committee require your views before any moves are made to alter the 70MHz bandplan. Study of the proposed bandplan shows that none of the sub-bands are disadvantaged. The exclusive c.w. allocation is reduced by 50kHz but at the same time the beacon band will not be an exclusive allocation, the same situation incidentally as 50MHz. The s.s.b. sub-band is reduced from the existing 110kHz down to 100kHz, hardly much to complain about. The s.s.b. calling frequency on 70.2MHz is retained. The only move that may cause inconvenience is the move to phase out the National and Mobile calling frequency on 70.260MHz. It may be possible that crystals can be tweaked up/down to 70.275MHz or 70.250MHz and that one of these frequencies eventually becomes the calling frequency. Can operators with p.m.r. equipment see if there is any difficulty in shifting 10kHz or so? I would be interested to see if you can accomplish this. With the proposed plan a number of All Mode and f.m. channels will become available for use. If you can think of any alternative plan let me know. Before you go moving the packet radio channels around, you should remember that the DTI have only given clearance for 70.325MHz and 70.4875MHz. New frequencies would have to be negotiated, and this can take some considerable time. What do you think? Contact me with your views now, before it is too late!

## Help Wanted

Jim Smith G1DWQ is appealing for

help regarding r.f.i. problems he is experiencing. The interference is coming from an Amiga 2000 computer located extremely close to his shack. This machine totally wipes out 50MHz and to some extent 144MHz. Although it is mounted in a metal case nothing seems to reduce the problem. Ferrite rings around the mains lead and various forms of earthing have been tried. Jim has tried running his station from batteries but to no avail. Does anyone have experience in tackling this type of problem? If you can provide a solution contact Jim Smith, 61 Mallard Road, Colehill, Wimborne, Dorset.

Aslightly unusual request insofar that GD4XTT wants some of you to stop sending certain items to him. I refer of course to stamped addressed envelopes. They are simply not valid in the Isle of Man, or in the Channel Islands for that matter. Dave apologises to all those who are sending QSL cards to him and are not receiving direct replies. Since making improvements to his station the number of cards received has increased greatly and he cannot justify buying stamps on a continual basis. Dave recommends that it is worthwhile joining the RSGB just for the bureau facility alone. It is more cost effective than sending out QSL cards via alternative methods.

## Expeditions

Want Lord Howe Island on 50MHz? Steve Gregory VK3OT and Joel Paladino N6AMG will be signing **VK9LE** from March 25 to April 8. QSL's go via VK3OT.

If you really want to be imaginative, try listening for Kerry Mundell ZL2TPY who will be activating Kermadec Island (AF09). He will be using the callsign **ZL8TPY** between March 29 - April 8. Equipment will run between 300 to 400 watts into a 5-element Yagi.

Another New Zealander, Ted Barnes ZL2TAX, will use the callsign **ZL7TAX** when he activates Chatham Island (AE16) between April 2 and April 9.

Richard LaChance AH6IO and Bert

Ingalls KH6HI are planning to operate from Central Kiribati (T31) and Kingman/Palmyra (KH5) on 50MHz sometime during March or April.

Another expedition planned for the same time frame is by Jim Treybig W6JKV. He is hoping to be active on 50MHz from Wallis & Futuna Islands (FW). It is also possible that Easter Island (CE0) and San Tome & Principe (S9) may also be visited during 1990.

Jim Russell G3OKQ will be operating from Pitcairn Island for at least 3 to 4 months with the callsign **VR200JR**. He has a TS-680S and 3-element Yagi, plus 3 big 'lorry' batteries which he should be able to charge up each evening when the Pitcairn 240VAC generator is on. Although Jim has been on Pitcairn before, this is the first time that the Island has been activated on 50MHz.

Towards the end of May, G4ZUR, G8BFL and G8UUR will be attempting to activate the 3 peaks, Ben Nevis, Snaefell and Snowdon on 50MHz and 144MHz. The group also wish to warn those of you thinking of mounting an expedition to Sark during July. Don't! They plan to go there between July 21-28 with equipment for h.f., 50MHz, 70MHz and 144MHz.

Another team visiting the Channel Islands will be the Northant's Expedition Group. They will activate the Island of Herm, between May 1-8, on all h.f. bands and 50MHz. Further details next month.

## Wet Squares

Last month I gave details of the survey trip that the Royal Research Ship *Challenger* was carrying out in the Atlantic Ocean. Andy Adams GW0KZG/MM has sent me modifications to the previous schedule and an update on the second leg of the journey. The R.R.S. *Challenger* sailed from Barry, South Wales on February 26 to carry out equipment trials in the Irish Sea, arriving at Ardrossan (IO75) on February 28. The first part of the scientific cruise started from Ardrossan on March 1, going to the working areas described last month. There will be port calls at Oban (IO76) on March 10, Torshavn (IP61/62) on March 19 and Torshavn again on March 28. R.R.S. *Challenger* will sail from the Faroe Islands to Dundee on March 29 arriving in IO86 on March 31. Previously the North Sea cruise was to have started from Great Yarmouth but to rationalise between the two trips and to avoid unnecessary steaming the start will be from Dundee on April 4. There is some uncertainty as to the direction Andy will take on leaving Dundee, or the daily programme, but there will be a short port call on April 15, in Den Helder, Holland (J022/23). *Challenger* is scheduled to arrive in Great Yarmouth (J002) on May 3. I can supply, on receipt of a stamped addressed envelope, a locator map giving plots of both proposed cruise tracks.

Further information has been received regarding LA0DT/MM. Damion will be active from February 5 to March 5, then off for one month and active again from April 5 to May 5 and so on. When he is active, between April to September, Damion will sail from Bergen (Norway) to Spitzbergen (Svalbard). He normally puts calls out at 0030UTC on 144.300MHz and then moves up to 144.315MHz. When Damion is not sailing he is active using his home call GM4JEF from IO89.



## Beacon and Repeater News

**GB3NGI**, the beacon on 50.057MHz, is off the air following damage to the antenna system.

**Terry Cooper G4XOP**, the secretary of the Mid-Cornwall Beacon & Repeater Group has passed on information regarding the 50MHz beacon **GB3CTC**. Because of inter-modulation problems the beacon is temporarily off the air. Although spectrum analysis shows the transmitted signal to be clean, it appears that the signal is mixing with a commercial station on site and causing problems with another receiver. Filters have been inserted but the problem still persists. If you want any further details regarding any of the beacons or repeaters under the group's care you should contact Terry G4XOP, 55 Meadway, Parkway, St Austell, Cornwall PL25 4HT.

A new 10GHz beacon, **GB3CMS**, on 10368.960MHz, recently became active. Located near Chelmsford, Essex, it presently runs 2mW into a slotted waveguide. Reports would be most welcome. **Dick Merrell G4GUJ** is the man to contact. He will also give you details of further improvements planned for this beacon.

The Ipswich v.h.f. repeater **GB3PO**, located for 16 years at the BT Research Laboratories, Martlesham Heath, has moved and is now co-sited with the group's u.h.f. repeater **GB3IH**. It has also changed frequency and can now be found on channel R2.

The West Sussex v.h.f. repeater **GB3WS** has also moved to a new site. It is still operational on channel R6. Reports would be welcomed by **Mike Senior G4EFO**.

### 144MHz QRB Table Distance in kilometres

| Station | Tropo | Aurora | Meteors | Sporadic-E |
|---------|-------|--------|---------|------------|
| G0CJZ   | 2943  | 1758   | 1996    | 2943       |
| G0DAZ   | 1251  | 876    | 2026    | 2249       |
| G0EVT   | 3080  | 1640   | 1808    | 3080       |
| G0FYD   | 1315  | 1624   | —       | 2019       |
| G0ISW   | 1059  | 566    | —       | 2057       |
| G0LBK   | 3060  | 1755   | 1876    | 2350       |
| G1DWQ   | 1454  | 1812   | —       | 1836       |
| G1EZF   | 1730  | 1757   | 1920    | 2375       |
| G1KDF   | 3023  | 1421   | —       | 2386       |
| G1LSB   | 1319  | 733    | 1732    | 2723       |
| G1SWH   | 3035  | 1429   | —       | 2372       |
| G3FPK   | 1835  | 1686   | —       | 2337       |
| G3LTF   | 1824  | 1846   | 2021    | 2174       |
| G3SEK   | 1560  | 1681   | 1872    | 2154       |
| G4ASR   | 2848  | 2029   | 2107    | 2853       |
| G4DHF   | 1498  | 1530   | 2000    | 2448       |
| G4JCC   | 1334  | 1158   | 1018    | 2173       |
| G4MUT   | 1163  | 684    | 1533    | 2068       |
| G4RGK   | 1466  | 1757   | 1920    | 2375       |
| G4VXE   | 2862  | 1446   | 1501    | 2880       |
| G4YTL   | 1404  | 1774   | 2025    | 2172       |
| G4ZTR   | 935   | 1535   | —       | 1978       |
| G6DER   | 1834  | 997    | 1957    | 2068       |
| G6DZH   | 1357  | 711    | —       | 2233       |
| G6HCV   | 2880  | 1450   | 1912    | 2880       |
| G6HKM   | 1304  | 1555   | —       | 2265       |
| G6LEU   | 2620  | 910    | —       | 2430       |
| G8HHI   | 1742  | —      | —       | 2058       |
| G8JDX   | 2667  | 1368   | —       | 2663       |
| G8LHT   | 3070  | 1780   | 1868    | 2510       |
| G8MFJ   | 1209  | 1210   | 1329    | 2168       |
| G8PPY   | 1083  | 1451   | —       | 2318       |
| G04XTT  | 3053  | —      | —       | 1700       |
| G11JUS  | 3067  | 1614   | 1507    | 2216       |
| G18YDZ  | 1216  | 1809   | 1901    | 2562       |
| G3JICD  | 1620  | 1100   | 2050    | 2090       |
| G4M4CX  | 1428  | 1750   | 2100    | 2023       |
| G4M4YX  | 3160  | 1881   | 2048    | 2513       |
| GW6VZW  | 2830  | 1473   | —       | 2236       |
| DN1CAK  | 1420  | 1166   | 1948    | 2725       |
| DN1CDQ  | 1420  | 1166   | 1948    | 2124       |

## Annual c.w. ladder Final Positions for 1989

| Station | 50  | 70 | 144 | 430 | Points |
|---------|-----|----|-----|-----|--------|
| G4ASR   | 121 | 7  | 386 | 1   | 515    |
| G4OUT   | —   | 31 | 240 | —   | 271    |
| G4NZU   | 7   | 19 | 236 | 3   | 260    |
| G0HGA   | —   | —  | 192 | —   | 192    |
| G4XEN   | 7   | —  | 144 | 9   | 180    |
| GM4CXP  | 29  | 1  | 114 | 1   | 145    |
| G0FYD   | —   | —  | 117 | —   | 117    |
| GW4VWX  | —   | —  | 73  | —   | 73     |
| G4AGQ   | —   | 15 | 53  | —   | 68     |
| G4VOZ   | —   | 46 | —   | 8   | 54     |
| G3FPK   | —   | —  | 41  | —   | 41     |
| G0FYD   | —   | —  | 31  | —   | 31     |
| G0DELY  | 1   | —  | 27  | —   | 28     |
| GW4HBK  | —   | 22 | —   | —   | 22     |
| GW4VWX  | —   | —  | 9   | —   | 9      |

Number of different stations worked since 1 January 1989

The Stornaway v.h.f. repeater is undergoing modifications to its control gear. **Rev'd Bennie GM4PTQ** can supply further details.

In a move to improve incoming signals, the receive antenna of the Cornish repeater, **GB3NC**, has been changed to a collinear.

The Guernsey packet repeater **GB7GP** on 144.650MHz, which recently returned to service, now has a port on 70.4875MHz. Further information should be available from **GU4YMW**. Unfortunately, his particulars are withheld in the latest callbook!

The Scottish packet repeater, **GB7SP**, recently located at Paisley, is off the air as some miscreant has stolen the equipment.

The Amateur Television repeater, **GB3RT**, located at Rugby, has been switched off following a need to change sites. It is likely to be off the air for some time. **Mike Wooding G6IQM**, the editor of *CQ-TV* magazine, can give you further information.

A new ATV repeater, **GB3TG**, located near Milton Keynes, is now operational on 10150MHz. Running 1 watt e.r.p. it is beaming 315 degrees. Already P5 signals have been received 6km away. Reports would be welcomed by **Dave McQue G4NJU**. He might even tell you about the plans to link this 10GHz unit with the group's 1.3GHz repeater.

## RF Software for IBM Compatibles

Despite my promise last month not to turn this column into a computer buff's corner I couldn't resist mentioning a new release of software that may be of interest to some of you. **Roger Blackwell G4PMK** has written **ASTER**, primarily aimed at the amateur astronomer, but also of great use to those whose interests are influenced by astronomical phenomena, in particular radio amateurs. Individual **ASTER** modules feature: Moon, Sun, Planets, Comets, Stellar objects, Jovian Moons, Meteor Showers, Sun and Moon Calendar and Astronomical Conversions. The program performs positional astronomy calculations and predictions. Outputted tracking data gives the azimuth and elevation of objects at specific time intervals. **ASTER** runs on a PC or compatible, including PC1512/1640 machines. It is available on 5.25in or 3.5in disk and comes with a 42-page user manual and two year support of any upgrades. Further details can be obtained from **Roger Blackwell**, 57 Station Road, Scholes, Leeds LS15 4BY.

An upgrade is available to the US/UK RF library of **BASIC** programs which I

## QTH Locator Squares Table

| Station | 1296 | 430 | 144 | Total |
|---------|------|-----|-----|-------|
| G3IMV   | 48   | 124 | 429 | 601   |
| G4KUX   | —    | 120 | 372 | 492   |
| G3UVR   | 82   | 135 | 246 | 463   |
| G4RGK   | 50   | 124 | 284 | 458   |
| G3XOY   | 91   | 148 | 206 | 445   |
| G3JICD  | 59   | 119 | 263 | 441   |
| G0DAZ   | 27   | 128 | 277 | 432   |
| G3JXN   | 87   | 134 | 179 | 400   |
| G0LBK   | 46   | 89  | 254 | 389   |
| G1EZF   | —    | 93  | 263 | 388   |
| G4XEN   | —    | 111 | 274 | 385   |
| G6HKM   | 46   | 109 | 217 | 372   |
| G6DER   | 78   | 110 | 183 | 371   |
| G4DEZ   | 49   | 49  | 249 | 347   |
| DN1CAK  | 7    | 53  | 277 | 337   |
| G4RRA   | —    | 80  | 255 | 335   |
| G3CJZ   | 44   | 103 | 186 | 333   |
| G4SSO   | —    | 93  | 229 | 322   |
| G4FRE   | 72   | 146 | 102 | 320   |
| G1KDF   | 37   | 102 | 180 | 319   |
| G1LSB   | —    | 143 | 172 | 315   |
| DN1CDQ  | 7    | 54  | 251 | 312   |
| G4TIF   | —    | 110 | 200 | 310   |
| G4DHF   | —    | —   | 307 | 307   |
| G1EGC   | 23   | 80  | 198 | 302   |
| G8HHI   | 38   | 110 | 148 | 296   |
| G8PNN   | 64   | 99  | 129 | 292   |
| G8LHT   | 14   | 93  | 185 | 292   |
| G6MGL   | 59   | 89  | 141 | 289   |
| G4NBS   | 63   | 105 | 119 | 287   |
| DL8FBD  | —    | 280 | 280 | 280   |
| G8ATK   | 45   | 91  | 143 | 279   |
| G4MUT   | 31   | 93  | 153 | 277   |
| G0EVT   | —    | 57  | 209 | 266   |
| G4PCS   | —    | 3   | 258 | 261   |
| G1GVE   | 11   | 77  | 168 | 256   |
| G3NAQ   | —    | 80  | 175 | 255   |
| G6STI   | 24   | 69  | 152 | 245   |
| G6DZH   | —    | 87  | 154 | 241   |
| G3FPK   | —    | —   | 241 | 241   |
| G4IGO   | —    | —   | 238 | 238   |
| G0EHV   | —    | 75  | 160 | 235   |
| GM4CXP  | —    | 31  | 198 | 229   |

No satellite or repeater QSOs Starting date January 1 1975

covered in detail last month. The changes only effect the program file SAT.BAS. It is a new version and now includes Kepler elements for the sun and moon.

The circuit analysis program **MACE** has also been upgraded. If you want these upgrades or the **VK3UM** e.m.e. planner, also mentioned last month, send me three 5.25in disks plus return postage and packing.

## QRZ Contest!

Operators of the 70MHz band should note that the last two cumulative contests of the current series will be run from 0900 to 1100UTC on March 11 and March 25. The Fixed station contest will run concurrently on March 25. Contestants may enter both sessions, using the same contacts, but with separate logs.

Don't forget that the Derby and District Amateur Radio Society 144MHz contest will be held on Sunday March 11 between 1300 to 1700UTC. Further details can be found in the February issue of *PW*.

If you want to increase your table score on 50MHz then the **RSGB** Trophy contest scheduled for Sunday April 8 should be an easy way of picking up some of the rarer countries.

If working Scandinavians is your forte then you should remember that an activity contest has been arranged to promote activity from OZ, OH, LA & SM. Contest activity periods are between 1800 to 2200UTC, 144MHz on the first Tuesday of the month, 432MHz on the first Thursday and Microwave bands on the first Monday.

The Danish Society (EDR) will present a contest diploma to the winning station in each country. I can supply a full set of

| Station | 1296 | 430 | 144 | Total |
|---------|------|-----|-----|-------|
| E15FK   | —    | 56  | 172 | 228   |
| G4MEJ   | —    | —   | 213 | 213   |
| G8LFB   | —    | —   | 209 | 209   |
| GW4FRX  | —    | —   | 204 | 204   |
| G1SWH   | —    | 53  | 149 | 202   |
| G8MKD   | —    | 49  | 150 | 199   |
| GJ6TMM  | —    | 48  | 151 | 199   |
| G4YCD   | —    | —   | 197 | 197   |
| G11JUS  | —    | —   | 192 | 192   |
| G4OOL   | —    | —   | 186 | 186   |
| G4ZTR   | 30   | 50  | 97  | 177   |
| G7ANV   | —    | —   | 153 | 153   |
| G6MXL   | 16   | 45  | 91  | 152   |
| GW6VZW  | —    | 6   | 143 | 149   |
| G4FVK   | 21   | 49  | 78  | 148   |
| G4AGQ   | 1    | 42  | 104 | 147   |
| G0FYD   | —    | 1   | 142 | 143   |
| G1DWQ   | —    | —   | 142 | 142   |
| G8PPY   | —    | 31  | 105 | 136   |
| GW1MVL  | —    | 22  | 109 | 131   |
| G1WPF   | —    | 29  | 97  | 126   |
| G0FEH   | —    | 24  | 101 | 125   |
| G8XTJ   | —    | —   | 116 | 116   |
| G11MM   | —    | 17  | 98  | 115   |
| GM0HBK  | —    | —   | 107 | 107   |
| G1SMO   | —    | —   | 106 | 106   |
| G14OWA  | —    | —   | 103 | 103   |
| GM0GDL  | —    | 22  | 81  | 103   |
| G1TCH   | —    | 6   | 95  | 101   |
| G1SWH   | —    | 53  | 148 | 101   |
| G1DOX   | 8    | 16  | 73  | 97    |
| G1CEI   | —    | 18  | 77  | 95    |
| G6MEN   | 4    | 26  | 63  | 93    |
| G7ENF   | —    | 19  | 70  | 89    |
| G4WHZ   | 7    | —   | 76  | 83    |
| G0ISW   | —    | 17  | 59  | 76    |
| G0HEE   | —    | —   | 73  | 73    |
| GU4HUY  | —    | —   | 73  | 73    |
| G0HDZ   | —    | —   | 64  | 64    |
| G1NVB   | —    | —   | 58  | 58    |
| GM1ZVJ  | —    | —   | 48  | 48    |
| GM0JOL  | —    | —   | 47  | 47    |
| G2DHF   | 2    | 7   | 33  | 42    |
| G7CLY   | —    | 2   | 40  | 42    |
| G7AHQ   | —    | —   | 34  | 34    |

rules on receipt of a stamped addressed envelope.

## VHF Tables

Congratulations to **Gerry Schoof G1SWH** who topped the 1989 v.h.f./u.h.f. table. Second and third positions go to **Ela Martyr G6HKM** and **Ian Harwood G8LHT** respectively. I wonder what the positions would have been if Ela was QRV on 70MHz?

Modesty forbids me to say who came top of the c.w. ladder. It may be of interest to know that virtually every contact made was via aurora whereas those of the runner up, **Ian Cornes G4OUT**, were predominantly via tropo in a 'real' QSO environment. I have had seconds thoughts about removing the c.w. ladder after receiving a number of letters on the subject. If there is sufficient support then it will continue. Send your scores to me now.

Remember that the new 5 band locator squares table, covering 50MHz through to 1296MHz, will commence from the May issue.

## Deadlines

I made an error last month giving details of when letters should be sent to me. As a generalisation correspondence should arrive to me no later than the last week of the month. More specifically I require letters to me by March 26, April 30, May 28. The March deadline is particularly important as the **IARU** Conference in Torremolinos takes place throughout the first week of April, and time to write the column is therefore very limited.

# Back-Scatter

## RTTY

Reports to

Mike Richards G4WNC  
200 Christchurch Road,  
Ringwood, Hants BH24 3AS

### FAX for IBM PCs

I recently discovered, via a readers letter, the program PC-HFFAX which provides comprehensive FAX reception facilities for IBM PCs and compatibles. At the time I was not aware of any UK sources of the program, but this has now been corrected. Comar Electronics now handle this package and recently sent me a demo disk for evaluation. I can report that the results on my Amstrad PC2086 were very impressive and I intend to take them up on their offer of a review copy. For those of you who may not have heard of this package here are a few of its main features:

- False colour and greyscale display.
- Storage and retrieval from disk.
- Image zoom.
- Image reversal.
- Image pan.
- Contrast control.
- Tuning oscilloscope.
- IOCs - 60, 90, 120, 180 and 240.
- Automatic image capture.
- Automatic Frame sync.

Although receive only, the facilities provided are very comprehensive and it is likely to appeal to the amateur as well as the short wave listener. So, if all goes well, you should see a review of PC-HFFAX in this column over the next few months. However, if you can't wait for the review, Comar Electronics will be delighted to help and can be contacted by phone on 0983-200308 and their address is 1A Birmingham Road, Cowes, IOW PO31 7BH.

### PC-RTTY

The equipment review for this month is the PC-RTTY program from BARTG. The program was actually written by Mike Martin G4VRQ, but the sale and distribution are handled by BARTG. Let's start with the hardware requirements which are: IBM PC/XT or 100% compatible (Amstrads are fine).

- At least one floppy drive.
- One or more RS-232 ports.
- Mono or colour monitor.
- RS-232 compatible terminal unit.
- DOS Version 3.2 or greater.

The features provided are quite extensive and include contest mode and c.w. ident. Installation of the program was very straightforward and simply involved either making a back-up copy of the supplied disk or transferring the contents to your hard disk, depending on what system you had. As with a lot of modern software the instruction book was provided on disk in ASCII form, for the user to print out. In my case I chose to load the document into a word processor and reformat it to fit my preferred A4 size paper. This resulted in an instruction manual of some 11 pages.

These instructions were perfectly satisfactory and covered all aspects of the program operation well. With the software ready to run and the instructions read and understood the next step was to sort out the interfacing between the computer and terminal unit. The important point to remember here is that the computer uses RS-232 levels, so if your terminal unit is not designed to work with these levels you will need to build a simple level converter before you can start. In addition to the normal transmit and receive data connections p.t.t. control was provided via the Request To Send

line (RTS) on the RS-232 port. Again this was at RS-232 level so it could not be connected directly to the p.t.t. line on the transceiver. Fortunately help was at hand as the instruction book contained a simple single transistor and relay circuit to provide either 12V or ground for transmit.

One point you may like to note is that if you leave your rig and terminal unit connected to the computer when running other programs you may find that you inadvertently key the transmitter. This is in no way related to this RTTY program but is a simple fact that some software packages address the RS-232 port and may send the RTS line high causing the transmitter to be keyed. In view of this it may be worth installing a switch in the p.t.t. line so it can be disabled when running other programs. The program is started by typing PC-RTTY which runs a batch file which first prompts you for the time in GMT before entering the main screen of the program. The main screen layout was fairly conventional for RTTY programs and used a split screen with the top half (14 lines) used to display all received text.

### Transmitted Text

In addition transmitted text was also displayed in the top section, after it had been transmitted. This gives a full picture of the QSO in this section of the screen and was in fact used to build the QSO review buffer. At the very top of the display was the parameter line which indicated the mode, time, operator call, port, baud rate and the memory left in the QSO buffer. The lower part of the screen was used for the type-ahead buffer. This was capable of storing up to 5000 characters, though only 395 characters in five lines were actually displayed on the screen.

In order to keep the maximum amount of information on screen, carriage returns were displayed simply as a small triangle and preset messages were indicated by the message number in inverse video. There were a number of other useful features associated with the transmitted text designed to simplify operation. There was a call capture feature which allowed the operator to store the other station's call sign in a temporary buffer. This was achieved simply by typing the call in square brackets e.g. [G4WNC]. Once this had been entered the standard sign on and sign off message of "other call" DE "your call" was automatically sent whenever F8 was pressed. In addition to being able to imbed an "auto return to receive" character in the type-ahead buffer you could also force a c.w. ident by keying in Ctrl X and add a time stamp and a bell character - all useful features.

### Contest Mode

One area where this program scores over many others is in the provision of a contest mode. This facility has been included fairly obviously to ease operation when working contests. In essence it is an automatic serial number generator which increments every time the program switches from transmit to receive. Obviously a manual override is essential

for those times when you need to repeat the serial number. This is provided with the facility to manually increment or decrement the number or even select a new start number.

### Split Operation

This latter feature was handy when operating a contest with split operating periods as you could confidently turn the computer off during break periods and then manually set the serial number to the new starting point when operation was resumed. The facility to send prepared messages from disk files was a great benefit and the program allowed ten such messages to be available at any one time. These files must be simple ASCII files terminated by and end-of-file (ctrl-Z). The program could handle prepared messages up to 10K long and automatically inserted a line feed and carriage return at the first space after the 60th character. The program also filtered and converted all incoming characters so you didn't have to remember to use only upper case etc. If any unrecognised characters were encountered in the message, they were replaced by a single hyphen. The combination of prepared messages and contest mode meant that the program was a joy to use under contest conditions.

I mentioned the QSO buffer earlier and this could be reviewed during normal operation by pressing the HOME key followed by PAGE DOWN to scroll through the contents. The ability to review the QSO buffer may at first seem a little pointless, but I can assure you it is often extremely useful especially when the operators name disappears off the screen and you find you have forgotten to write it down! When you exit the program you are given the option to save print or abandon the QSO buffer.

### Summary

I found the PC-RTTY program to be very effective with no real problems. The contest operator will find the contest mode particularly useful, especially when combined with the prepared message facility. Personally I was disappointed to find that the program only supported a monochrome display and baud rates of 45 or 50 baud.

This latter point does rather restrict operations as there are now some RTTY bulletin boards that support the faster baud rates. It also restricts its use for the short wave listener as they really need the full range of baud rates from 45 to 110 baud. However, all is not lost as Mike Martin sent me a copy of version 2.0 of the program which rectifies these points. The new version supports colour monitors with the default colours as white on blue, though these can all be changed within the program if required.

There have been a number of other

modifications which really amount to a general refinement of the original program. An example of this is the change to the 'auto return to receive' character which is now displayed as R using inverse video whereas the earlier program used a double arrow. Another useful extra was the provision of a printer echo allowing QSOs to be recorded on the printer as they happened.

The BARTG PC-RTTY ver 1.53 is available from Peter Adams, 464 Whippendell Road, Watford, Herts WD1 7PT. The current price for this version is £9.95 inclusive. Readers interested in version 2.0 will have to wait a while as the program is still being tested and a release date has yet to be set. However, I have been assured that users of the earlier versions will be able to upgrade at a reduced price. One important point to note is that the program is currently only available on 5.25in disks, so 3.5in users will have to arrange their own transfer.

### BARTG VHF/UHF Contest

This annual spring time contest takes place between 1800UTC on Saturday April 14 and 1200UTC on Sunday April 15. As is usual with this type of contest, a four hour rest period must be taken and declared during the contest. The bands used are 144MHz, 432MHz and 1296MHz, but of course repeater and satellite contacts are not valid! The contest is open to all operators in zones 14 and 15. Although portable operation is allowed, this must be from one location or at least within 1km for the entire contest period.

#### Contacts:

Stations may not be contacted more than once on any one band.

#### Messages:

- 1) Time of start of the contact in UTC which must comprise the full four digits.
- 2) Normal three figure RST report.
- 3) Message number, which will be the normal three figure number starting at 001 and incrementing by one for each contact.
- 4) Locator, which should ideally comprise the Maidenhead system or the QTH given as either a town or as a bearing and distance from a town (25km limit).

**Logs:** Each band must be recorded on a separate A4 size log, preferably BARTG type and be accompanied by a cover sheet similar to RSGB form 427. The log must contain: date, time, RST sent, message number sent, locator, estimated distance and points claimed. **Scoring:** All two-way RTTY contacts on 144MHz and 432MHz score in accordance with the distance chart whilst 1296MHz contacts score as one point per km.

**Distance:** For 144MHz and 432MHz contacts score one point for contacts up to 50km and an additional 2 points for each 50km increment.

#### Sections:

- 1) Single operator.
- 2) Multiple operator.
- 3) Shortwave listener.

All logs for this contest should be sent to BARTG Contest manager, c/o Mr J. Alderman, 38 Greenacres, Shoreham by Sea, Sussex BN4 5WY.

**FOR THE VERY LATEST IN WHAT'S HAPPENING IN THE  
WORLD OF AMATEUR RADIO,  
CALL WIRELESS-LINE ON (0898) 654632**

*Calls charged at 38p per minute peak, 25p per minute off-peak.*

## JUPITER RANGE

|         |                  |        |
|---------|------------------|--------|
| MVT5000 | 25-1300MHz handy | 299.00 |
| JUP1    | Case & belt hook | 9.95   |
| JUP2    | DC cigar lead    | 4.95   |
| JUP3    | Set of 4 nicads  | 6.00   |
| JUP4    | Mains adapter    | 14.50  |
| DA900   | Flexible antenna | 9.00   |
| MVT6000 | Base/Mobile Rx   | 379.00 |

## ALINCO

|         |                     |        |
|---------|---------------------|--------|
| ALD24E  | 2m/70cm mobile      | 399.00 |
| DR110E  | 2m fm 45W mobile    | 299.00 |
| DR410E  | 70cms fm 35W mobile | 375.00 |
| DR510E  | 2m/70cm mobile      | 549.00 |
| ALX2E   | 2m micro handy      | 169.00 |
| EBP3N   | NiCad 450 mAh 7.2V  | 28.95  |
| EBP2N   | NiCad 160 mAh 7.2V  | 23.00  |
| EDH10   | DC to DC ALX2E      | 16.95  |
| ESC5    | Case/belt clip      | 14.00  |
| DJ100E  | 2m handy txvr       | 219.00 |
| DJ100EX | Extended rx         | 229.00 |
| DJ500E  | Dualband hand       | 375.00 |
| EBP9NAZ | NiCad 7.2V 500mAh   | 35.95  |
| EBP6NAZ | NiCad 9.6V 450mAh   | 29.95  |
| ELH230D | 2m amp. 1-5W/10-30W | 75.00  |
| ELH260D | 2m amp. 1-3W/50W    | 119.00 |

## AZDEN

|         |           |        |
|---------|-----------|--------|
| PCS6000 | 2m mobile | 329.00 |
|---------|-----------|--------|

## DIAMOND/REVEK

|         |                   |        |
|---------|-------------------|--------|
| L20     | 15-50W load PL259 | 15.95  |
| L20N    | 15-50W load "N"   | 22.95  |
| SX100   | Vswr 1.6-60 MHz   | 95.00  |
| SX200   | Vswr 1.8-200 MHz  | 65.00  |
| SX400   | Vswr 1.8-525 MHz  | 119.00 |
| SX600   | Vswr 1.8-525 MHz  | 159.00 |
| SX1000  | Vswr 1.8-1300 MHz | 159.00 |
| P300    | 30 Amp psu        | 149.00 |
| W510    | Vswr 1.6-30 MHz   | 79.00  |
| W520    | Vswr 1.8-200 MHz  | 59.95  |
| W540    | Vswr 1.8-525 MHz  | 63.00  |
| W544    | Vswr 1.8-525 MHz  | 119.00 |
| W570    | Vswr 1.8-1300 MHz | 119.00 |
| S20     | Switch 1kW SO239  | 26.95  |
| S20N    | Switch 1kW "N"    | 45.00  |
| rodD24N | With "N" & PL259  | 26.95  |

## DIAMOND ANTENNAS

|        |                     |        |
|--------|---------------------|--------|
| CP4    | 10-40m vert         | 149.00 |
| CP5    | 10-80m vert         | 189.00 |
| D130N  | Disc. 25-1300 MHz   | 82.00  |
| X50    | 2m/70cm base        | 59.95  |
| X500   | 2m/70cm base        | 129.00 |
| CP22J  | 2m 6.5dB            | 49.95  |
| EL770H | 2m/70cm whip        | 30.00  |
| NR72M  | 70cm 5.5dB PL259    | 24.00  |
| M285   | 2m 5/8th PL259      | 14.95  |
| EL2E   | 2m 7/8th PL259      | 32.95  |
| RH702B | 70cms gain BNC      | 26.00  |
| DP-GL  | Gutter mount        | 10.00  |
| EC-HL  | PL259 cable kit     | 8.00   |
| SPM    | Mag. mount          | 23.95  |
| TRA    | Boot mount          | 26.95  |
| D505   | Mobile 1.5-1300 MHz | 69.00  |
| D707   | Base 1.5-1300 MHz   | 99.00  |
| MB100A | Low pro. mt. TNC    | 39.00  |
| MA1100 | 2m/70cm whip TNC    | 26.00  |
| MA1000 | 2m/70cm whip TNC    | 29.00  |
| MA200  | 2m whip TNC         | 26.00  |

## MIZUHO QRP

|        |                     |        |
|--------|---------------------|--------|
| MX3.5S | 80m 2W SSB/CW       | 189.00 |
| MX7S   | 40m version         | 189.00 |
| MX14S  | 20m version         | 189.00 |
| PM1    | DC/DC 13.8V to 9.6V | 19.95  |
| MSI    | Speaker microphone  | 29.00  |
| XTALS  | VXO xtals           | 10.00  |
| BM6    | Carry case          | 9.00   |
| PL3.5S | 80m 10W linear      | 129.00 |
| PL7S   | 40m 10W linear      | 129.00 |
| PL14S  | 20m 10W linear      | 129.00 |
| PL1000 | 80-10m linear       | 189.00 |
| CWS2   | Sidetone CW         | 49.00  |
| PR3S   | Mobile mount        | 27.00  |
| AN-7   | 40m 4ft whip        | 29.00  |
| AN-14  | 20m whip (BNC)      | 29.00  |

## CREATE ANTENNAS

|        |                     |        |
|--------|---------------------|--------|
| 5130-1 | 50-1300 MHz 12dB    | 179.00 |
| 5130-2 | 105-1300 MHz 13dB   | 99.00  |
| 730V-1 | 40-10M Rigid dipole | 149.00 |

## KENWOOD HF

|         |                     |         |
|---------|---------------------|---------|
| TS950S  | HF txvr. + ATU      | 2499.00 |
| TS950SD | HF txvr. + ATU      | 3199.00 |
| TS940S  | HF all band txvr.   | 1995.00 |
| AT940   | Automatic atu       | 244.00  |
| SP940   | Ext. spkr. + filter | 87.50   |
| VS1     | Voice synthesizer   | 32.25   |
| TS440S  | HF transceiver      | 1138.00 |
| AT440   | Internal auto atu   | 144.75  |
| PS50    | Heavy duty PSU      | 222.00  |
| TS140S  | HF transceiver      | 862.00  |
| TS680S  | TS140S + 6m module  | 985.00  |
| PS430   | Mains power supply  | 173.75  |
| SP430   | Matching speaker    | 40.75   |
| AT250   | Automatic atu       | 366.00  |
| AT130   | Mobile atu 80-10m   | 140.50  |
| MB430   | Mobile mount        | 15.80   |
| AT230   | 9 band ATU etc.     | 208.50  |
| SM220   | Station scope       | 343.50  |
| TL922   | 9 band 2kW linear   | 1495.00 |
| LF30A   | HF Low pass filter  | 32.25   |

## KENWOOD VHF/UHF

|        |                       |         |
|--------|-----------------------|---------|
| TS711E | 2m Base SSB/CW/FM     | 898.00  |
| TS811E | 70cm Base station     | 998.00  |
| SP430  | Matching speaker      | 40.75   |
| TS790  | 2m & 70cms            | 1495.00 |
| PS31   | Matching psu          | 186.00  |
| SP31   | External speaker      | 63.00   |
| TR751E | 2m multimode mobile   | 599.00  |
| TR851E | 70cm multi-mode       | 599.00  |
| VS1    | Voice module          | 32.25   |
| TM231E | 2m FM 50w             | 289.00  |
| TM431E | 70cms FM mobile 35w   | 318.00  |
| TM531E | 23cms FM mobile       | 385.00  |
| SP40   | Mobile Speaker        | 21.00   |
| SP50   | Mobile Speaker        | 20.40   |
| TM731E | 2m/70cms mobile 50W   | 665.00  |
| TM701E | 2m/70cms FM 25W       | 469.00  |
| TH75E  | 2m/70cms FM handy     | 398.00  |
| TH25E  | 2m FM handheld        | 238.00  |
| TH45E  | 70cms FM handheld     | 269.50  |
| BC2    | Charger               | 11.85   |
| BT2    | Dry case              | 11.86   |
| SC8    | Soft case             | 11.86   |
| SC11   | PB21H case            | 10.45   |
| AD1    | Screwed phono/BNC     | 3.95    |
| TH205E | 2m handheld           | 199.00  |
| TH215E | 2m handheld           | 228.00  |
| TH405E | 70cm handheld         | 245.00  |
| TH415E | 70cm handheld         | 268.00  |
| SMC31  | Speaker/mic           | 29.70   |
| SMC32  | Miniature speaker     | 23.95   |
| BT5    | Dry battery case      | 11.85   |
| BC7    | Rapid nicad charger   | 97.40   |
| BC8    | Compact nicad charger | 38.80   |
| SMC25  | Spkr/mic              | 23.00   |

## ALINCO ALX2E

**SUPER DEAL!**

**2M Handy**

**£149!**

- \* 140-150MHz
- \* 3 Watts/500mW
- \* Memory channel
- \* Battery save
- \* Charger
- \* Ni-cad
- \* Aerial
- \* Strap



|       |                    |        |
|-------|--------------------|--------|
| R5000 | Deluxe HF receiver | 875.00 |
| VC20  | Conv. 108-174MHz   | 167.00 |
| R2000 | HF receiver        | 595.00 |
| VC10  | Conv. 118-174MHz   | 161.95 |
| RZ1   | Rx 500 kHz-905 MHz | 465.00 |

## YAESU HF

|          |                      |         |
|----------|----------------------|---------|
| F1747GX  | HF Transceiver       | 659.00  |
|          | FM board             | 40.00   |
| F1757GX2 | HF Transceiver       | 969.00  |
| FP700    | 20 Amp power supply  | 219.00  |
| FC757AT  | Automatic atu        | 349.00  |
| FP757HD  | Heavy duty psu       | 259.00  |
| MMB20    | Mobile mount         | 25.00   |
| CT700    | Manual antenna tuner | 149.00  |
| FT767GX  | HF Transceiver       | 1599.00 |
| SP767    | External speaker     | 69.95   |

## YAESU VHF

|          |                      |         |
|----------|----------------------|---------|
| FT4700RH | 2m/70cm mobile 50W   | 675.00  |
| FT470R   | 2m/70cm body         | 389.00  |
| FT23R    | 2m body              | 209.00  |
| FT73R    | 70cm body            | 229.00  |
| FBA10    | Cell case AA         | 11.50   |
| FNB9     | 200mAh pack          | 34.50   |
| FNB10    | 600mAh pack          | 34.50   |
| NC27C    | Mains charger FNB9   | 17.70   |
| NC28C    | Mains charger FNB10  | 17.70   |
| NC29     | Desktop charger      | 69.00   |
| MMB32A   | Mobile bracket       | 16.00   |
| FNB3A    | 425mAh nicad FT727R  | 41.00   |
| FNB4A    | 600mAh nicad FT727R  | 46.00   |
| CSC17    | Soft case            | 10.00   |
| CSC18    | Soft case            | 11.50   |
| MMB21    | Mobile mount FT727R  | 10.00   |
| PA3      | 12V charger          | 21.85   |
| NC9C     | Mains charger        | 11.50   |
| NC18C    | Mains charger        | 17.50   |
| YHA27    | Dual Band helical    | 8.75    |
| FT290R2  | 2m all mode portable | 429.00  |
| FT690R2  | 6m all mode portable | 399.00  |
| FT790R2  | 70cm mode portable   | 499.00  |
| FBA5     | Additional cell case | 27.00   |
| MH10F8   | Speaker/mic          | 25.00   |
| NC26C    | Mains charger FBA-8  | 11.50   |
| MMB31    | Mobile mount         | 17.50   |
| CSC19    | Soft case            | 9.00    |
| FT411    | FT23 body            | 225.00  |
| FT811    | FT73 body            | 239.00  |
| MMB34    | Mobile mount         | 9.00    |
| FT736R   | Multimode 2m/70cm    | 1359.00 |
| FT212RH  | 2m Tevr. FM 45W      | 349.00  |
| FT712RH  | 70cms Tevr. FM 35W   | 375.00  |
| MMB11    | Mount FT290 MK1      | 29.95   |

## ALINCO DUAL BAND OFFER!

**Down in Price.**

**£399! DR510E**

**2m/70cm Full Duplex.**


Here is your chance to purchase a top range dual band transceiver at a price that is truly amazing. This current production transceiver is offered complete with Mobile Bracket, Hardware, DC lead, Microphone, etc., plus a full 12 month Warranty from a company you can trust!



**Send for brochure.**

- \* 144/430 MHz Dual Bander
- \* 45/35 Watts high power out
- \* Rugged Die-cast case
- \* Size: 2" x 2" x 8" approx.
- \* Built-in duplexer
- \* 6 channels steps 5-25kHz
- \* 1750Hz tone built-in
- \* Standard offsets for repeaters
- \* Dual VFO control
- \* 14 memories
- \* Priority channel
- \* Listen on input
- \* Memory skip
- \* Odd Offset
- \* Band scanning
- \* Memory scanning
- \* Priority scanning
- \* Single antenna socket
- \* Rotary channel/freq control
- \* Electronic tuning

**MAIL ORDER OR RETAIL  
FAST, FRIENDLY EFFICIENT**



**SPECIAL  
OFFER!  
ALINCO DJ100E  
2M 3 Watts  
£169!**

**Includes Ni-cads,  
charger, aerial belt  
clip & strap  
Optional receive  
coverage  
137 - 170MHz**



- \* 3 Watts
- \* LCD Display
- \* 10 memories
- \* 12.5kHz steps
- \* Battery Save
- \* Compact size
- \* Direct 12v chge.
- \* 12 months wty.

**AA Ni-Cads 600mAh  
65p each. Post £1 any qty  
4 way charger £7.95**

## YAESU RECEIVERS

|          |                    |        |
|----------|--------------------|--------|
| FRG8800  | HF receiver        | 649.00 |
| FRV8800  | Conv. 118-175MHz   | 100.00 |
| FRV/WFM  | Module WBFM        | 20.00  |
| FRA7700  | Active antenna     | 49.00  |
| FRT7700  | Antenna tuner      | 59.00  |
| FRG9600M | 60-950 MHz scanner | 499.00 |
| PA4C     | PSU for FRG9600    | 25.00  |
| FC965DX  | Conv. 0.15-30 MHz  | 89.00  |

## YAESU ACCESSORIES

Most mics and filters from stock. Please phone or write.

## ICOM HF

|        |                     |         |
|--------|---------------------|---------|
| IC781  | HF Tevr. + ATU, CRT | 4500.00 |
| IC765  | HF transceiver      | 2499.00 |
| IC751A | HF transceiver      | 1500.00 |
| IC726  | Compact HF txvr     | 989.00  |
| IC735  | HF transceiver      | 979.00  |
| IC725  | HF transceiver      | 759.00  |

## ICOM RECEIVERS

|        |                   |        |
|--------|-------------------|--------|
| ICR71E | 100 KHz-30 MHz Rx | 855.00 |
| R7000  | Rx. 25 MHz-2 GHz  | 989.00 |

## ICOM VHF

|         |                       |         |
|---------|-----------------------|---------|
| IC575H  | 50 MHz base 100W      | 1199.00 |
| IC2GE   | 2m FM handheld        | 265.00  |
| IC2SE   | 2m handportable       | 275.00  |
| IC2SET  | 2m handy              |         |
| IC2E    | 2m FM handy 1.5w/BP3  | 235.00  |
| IC2OE   | + keypad 3w/BP3       | 249.00  |
| IC228E  | 2m FM mobile 25w      | 365.00  |
| IC228H  | 2m FM mobile 45w      | 385.00  |
| IC290D  | 2m multimode mobile   | 559.00  |
| IC275E  | 2m multimode base AC  | 1069.00 |
| IC4SE   | 70cms FM handy        | 310.00  |
| IC4SET  | 70cms FM handy DTMP   | 310.00  |
| IC4GE   | 70cms FM handy        | 299.00  |
| IC448E  | 70cms FM mobile 25W   | 429.00  |
| IC490E  | 70cms all mode mobile | 625.00  |
| IC32E   | FM 2m/70cms 3/5W      | 399.00  |
| IC24ET  | FM 2m/70cms           | 385.00  |
| IC3210  | FM 2m/70cms 25W       | 499.00  |
| IC2500E | FM 2m/70cms           | 635.00  |


**WATERS  
& STANTON**

**RETAIL ONLY:- 12 North Street, Hornchurch,  
Essex RM11 1QX Tel: (04024) 44765**



## ALINCO DR 110 2M 45 Watts!

£269



**Receive Option:**  
140-169MHz.  
**Down in price!**

The new 2 metre mobile transceiver from ALINCO is superb value. Steps of 5, 10, 12.5, 20, 25kHz plus high power make it suitable for a wide number of applications. 14 memory channels and rotary dial control make operation a joy. Improved LCD display makes night operation much easier. The diminutive size (5.5' x 2.5' x 6.75') makes for easy installation in the modern car. Other features include up/down mic., 3 way scanning, 1750Hz tone-burst, reverse input, memory skip, and of course a full mobile mounting kit. Send for colour brochure today!

## WIRE AERIALS FOR ALL!

Spring is coming so why not spend some money in the area that really does pay dividends, the aerial system.

G5RV-FULL This famous 80-10M 5-band system is 102ft long and comes completely tuned. Just connect 50 Ohm feeder to SO239.

G5RV-HALF The 40-10M 4-band version needs just 51ft and gives you a simple system that needs only 50 Ohm feeder to complete.

ZEPP Systems. Many years ago the Zepp was popular but needed an ATU. The new Sagant Zepps are super single band half waves that can be end fed direct with 50 Ohm coax. No long lengths of hanging coax and amazing efficiency. 150 Watts rated. Models for 80, 40 & 20M.

HALF-ZEPPE These are half-size versions, ie, 80M is only 66ft long. "Dipole efficiency in half the length". Models for 160, 80 or 40M.

### Prices:

|                    |       |         |
|--------------------|-------|---------|
| G5RV-FULL .....    | 16.95 | 2 p&p   |
| G5RV-HALF .....    | 13.95 | 2 p&p   |
| ZEPP-80 .....      | 55.00 | 2.5 p&p |
| ZEPP-40 .....      | 49.00 | 2.5 p&p |
| ZEPP-80 Half ..... | 59.95 | 2.5 p&p |
| ZEPP-40 Half ..... | 59.95 | 2.5 p&p |

OTHER  
AERIALS  
STOCKED:  
JAYBEAM  
DIAMOND  
TONNA  
CREATE

## ALINCO DJ500E

£319

2m/70cms

Optional Receive  
range  
140-470/870-900MHz

- \* 5, 10, 12.5,
- \* 25kHz steps
- \* 2.5 Watts output
- \* 144-146/430-440MHz Tx
- \* Programme Shifts
- \* Full duplex
- \* Battery Save
- \* 20 Memories
- \* Reverse Repeat

**NO EXTRAS!**

**Includes:**

Rubber Aerial, Ni-cads  
Charger, Hand Strap,  
Belt Clip.



## "STILL THE MOST SENSITIVE" SCANNERS!

25-1300 MHz\*

Handheld  
JUPITER II

£299



- \* AM/FM
- \* Direct up/down tuning
- \* 5, 10, 12.5, 25, 30 kHz steps
- \* 100 memories
- \* 10 programmable bands
- \* Step change frequency correction
- \* High speed scan 20 per sec.
- \* Carrier or audio scan
- \* Battery Saver
- \* Telescopic antenna (BNC)
- \* Fast memo load feature
- \* Individual memory unload
- \* Uses 4 x AA cells (Jupiter II)
- \* Size 7" x 2.5" x 1.5"
- \* 700 MHz first IF
- \* Proper English Manual
- \* Superb sensitivity.
- \* Does not cover 550-800MHz.

### Best Buy!

The Jupiter scanners are now recognised as the best on the market. Ironically recent competitive models have underlined this fact!

### Sensitivity.

The Jupiter is more sensitive than the competition. Our own tests and an independent review have shown this to be the case even at VHF. And when it comes to UHF, the Jupiter wins hands down.

### Battery Saver.


How often have you had batteries go down on you? With the Jupiter you can reduce this problem. It has a built in battery saver that will dramatically reduce battery drain.

### Channel Steps.

It's nice to be able to change channel steps. Most scanners have this essential feature. But with the Jupiter when you change steps the frequency is corrected to the nearest channel multiple. Some models don't offer this which means that you will end up with some horrific muddles on the display and lots of missed stations.

25-1300 MHz\*

Mini-mobile/base £345  
JUPITER 6000 inc. P.S.U.



### Memories.

The Jupiter has struck a realistic balance in the number of memories and banks. 100 memories is more than enough for most mortals. And conveniently they are all empty when you get the receiver! What is more, you can empty all memories in one go or just empty them one at a time. Check the competition on this!

### Pre-programmed Bands.

The Jupiter is the only scanner that has pre-programmed bands with proper upper and lower limits retained in its memory. Just two buttons to press and the receiver will scan between the band limits. Again, no other model offers this simplicity.

### Last frequency retained.

Whatever frequency you last listened to is remembered by the Jupiter and it will be there again when you switch back on. Imagine the frustration with some models that insist on re-setting the frequency every time you switch off.

### User friendly.

If you have ever owned a scanner that does odd things or performs functions in a most complex way, then you will know how tempting it is to throw it across the room! The Jupiter never invites such harsh treatment. It does everything in a most sensible and easy to understand manner. The fact that it is extremely sensitive is also rather comforting. Of course we can supply almost any scanner from stock. The choice is yours. But we have this old fashioned idea that our customers should be happy with their purchase. With Jupiter we have no such worries!

FREE CATALOGUE & PRICE LIST! We now have an illustrated catalogue of some interesting products for the radio amateur that we have never had the space to advertise. Also details of new items coming along. Just drop us a first class stamp and we will send you this plus our price list of over 700 items!

## MIZUHO "MX" QRP SSB/CW RIGS

£189

Now in stock these 2 watt single banders for 80, 40 or 20 metres are real beauties. VXO control (one xtal supplied) gives 25kHz segments on 80 and 40, and 50kHz on 20 metres: Features IRT, noise blanker, S-meter, speaker, morse key. BNC socket. Powered from AA cells or external supply. Pocket size 66W x 39H x 142mm deep. As used by GRSRN on Ben Nevis. Over 100 in use already. Send for gen.



### A QRP STATION Free Offer!

Buy a Mizuho 80, 40 or 20m rig and we will give you a set of ni-cads, 12V DC charging lead and a G5RV aerial system completely free of charge! Limited offer so act now!

## SECONDHAND BARGAINS!

|          |                       |        |         |                        |        |
|----------|-----------------------|--------|---------|------------------------|--------|
| R532     | VHF Airband           | 169.00 | Jaguar  | Handheld VHF/UHF Good  | 149.00 |
| R535     | VHF/UHF Airband Exc.  | 215.00 | Air-7   | VHF + BC Exc           | 169.00 |
| R535     | VHF/UHF Airband Good. | 199.00 | BC100XL | Handheld VHF/UHF Exc   | 159.00 |
| R537S    | VHF Air Exc           | 45.00  | AOR900  | Handheld VHF/UHF Exc   | 159.00 |
| PRO-3004 | Base VHF/UHF Exc      | 239.00 | ALR22E  | 2m FM transceiver Exc  | 229.00 |
| PRO-2021 | Base VHF/UHF Good     | 149.00 | TR7730  | 2m FM transceiver Fair | 159.00 |
| AOR-2002 | Base VHF/UHF Exc      | 375.00 | FT-790R | 70cms SSB/FM Exc       | 289.00 |
| AOR-2002 | Base VHF/UHF Exc      | 369.00 | FDK700E | 2m FM Mobile Fair      | 139.00 |
| PRO-2009 | Base VHF/UHF Exc      | 109.00 | FRT7700 | Rx ATU Exc             | 49.00  |
| PRO-32   | Handheld VHF/UHF Exc  | 139.00 | Duonix  | PCI Rx converter Mint  | 89.00  |
| PRO-32   | Handheld VHF/UHF Good | 129.00 | DJ100E  | 2m Handheld Mint       | 179.00 |
| PRO-34   | Handheld VHF/UHF Exc  | 199.00 | DJ500E  | 2m/70cm Handheld Mint  | 319.00 |
| BC200XL  | Handheld VHF/UHF Exc  | 159.00 | DRS10E  | 2m/70cm Mobile Mint    | 469.00 |
| PRO-30   | Handheld VHF/UHF Exc  | 129.00 | DR110   | 2m FM Mobile Mint      | 249.00 |

**ALL FULLY CHECKED  
3 MONTHS' WARRANTY**

E. & O.E.

RETAIL & MAIL ORDER:- 18-20 Main Road, Hockley,  
Essex SS5 4QS Tel: (0702) 206835, 204965  
Visa and Access by telephone. 24hr Answerphone.

**WATERS  
& STANTON**

# Back-Scatter

## Amateur Satellites

Reports to

Pat Gowen G3IOR

17 Heath Crescent

Hellesdon, Norwich, Norfolk NR6 6DX

This month's column will concentrate primarily on a great event in amateur radio history, the new AMSAT Microsats, though we shall try to keep a little space for some other news as well.

### ARIANE V-35 Cargo

Thanks to a totally successful launch, the number of active amateur radio satellites has now jumped from four to ten. The ESA launch, which was the first multi-amateur satellite emplacement since the USSR launch of RS-3, 4, 5, 6, 7 and 8, could have taken even more, as 800lbs of lead ballast was flown to compensate the thrust to the low capacity loading!

After many changes, the \$100 000 000 French SPOT-II imaging satellite and the far less expensive multi-amateur radio microsatellite ARIANE V-35 launch date was finally mated to January 21 at 0135UTC, the 20th anniversary of the first AMSAT organised launch of OSCAR-5. The countdown got to lift off minus six minutes before it had to be stopped due to the presence of a large highly charged cloud over the launch site. The launch range safety officer was obliged to continuously postpone lift off, until it was beyond the short launch window period, due to the possible hazard of a lightning strike. The count resumed to re-attempt launch in the next window, at the same clock time the following evening.

### ALINS BC

The AMSAT Launch Information Network (ALINS) got into gear, with relays to the whole world by stations on the f.m. repeater network, the OSCAR-13 satellite and all the main amateur bands. For those with access, it was on TV from SPACENET-1 on Transponder 4, channel 7. Full details of the history, building, purpose and function of the six international amateur satellites was provided in sequence as the launch countdown proceeded by W3IWI, W3GEY, G3YJO, G0/KOKA, NK6K, N4HY, LU7JC and N5BF, leading to the lift off at 0135:30.395UTC broadcast direct from the bunker of the Kourou ESA French Guiana launch site by WDOHHU/FS7.

Tracking station relays followed by giving each sequential stage of the orbital injection process. At launch plus 2:39 we saw first stage separation, then 2nd stage ignition 3 seconds later. Following fairing separation and 2nd stage separation, the 3rd stage ignited at +4:53, separating at +16:49. At ignition plus 17:06, SPOT-II was launched. UoSAT-D became orbiting Uo-14 at launch plus 20:06, then off went UoSAT-E to become Uo-15 at +20:07 just one second later. At +21:01 PACSAT-1 was put out to give PO-16, one second later DOVE was DO-17, WEBERSAT was WO-18 in the next second, finalising with LU-SAT to commence as LU-19 at lift off plus 21 minutes and 4 seconds.

Many thousands of AMSAT and general space enthusiasts became overnight insomniacs while they listened to the superbly structured and well presented commentary relay, and were ready to look for the first signals as the satellite telemetry systems were commanded on by ground stations over the next few hours. After only a few hours sleep, European followers were up again to monitor the first pass.

### The New Satellites

The microsats, like the SPOT-II, are in a sun synchronous ca 800km orbit at 98.7 degrees to the equator. This means that they will pass over roughly the same spots at the same equivalent solar time daily. If you calculate the pass times for one day, then the next days passes will all come over some 28 minutes earlier.

Initially, all the satellites were in very close proximity, and were first heard by those still awake after having stayed up for the launch, in a collective huddle as they came over the UK NNE horizon at 0900 later that morning. All signals from all microsats were present, and all at good strength apart from a few brief fade

outs as the spacecraft tumbled giving end-on antenna nulls. The Brazilian AMSAT OSCAR-17 DOVE on 145.825MHz was particularly strong, and was noted as fully quieting on a hand held TR-2400 using the 'rubber duck' antenna.

Within a week discernment between the orbiters by sharp lobe Yagi users was possible, as the bunch slowly separated into their own discreet orbits. This was accomplished by a slightly different spring tensility on each spacecraft, aided and abetted by Newton's third law. Separate Keplerian elements will be evolving for each satellite, and will be published as soon as necessary and when the full set of accurate evidence is gathered. See under 'Keplerian Elements' for the latest group set.

### Frequencies and Modes

As previously explained, the various frequencies, modes and formats of the new satellites needs some degree of versatility. To simplify the process, here are the findings and the basis of requirement.

### OSCAR-17

The DOVE DO-17 f.m. spoken messages will later be heard on 145.825MHz with a normal unmodified 145MHz f.m. base station, mobile or hand-held receiver, but the initial and alternate 1200baud a.f.s.k. AX.25 f.m. transmissions using the same frequency, will require an unmodified TNC-2 (or clone) with the same 145MHz f.m. transceiver. Such a system was used to good effect on the first day by Tony Gould G4UAM of Lingwood, Norfolk, who listened to the signal on a 'Slim Jim' antenna on his IC-2E, connected to his TNC using a Commodore-64 with the Digicom 4-01 program. Ted Double G8CDW of Swaffham, Norfolk, picked up the signal

by accident on his loft installed dual band collinear feeding a 12dB gain pre-amplifier and FT-480R on Wednesday January 23 at 1331UTC. Using a TNC-320 set to a 1200 baud rate, he had perfect copy. A section of his printed output is shown in Fig. 1. To explain this telemetry, its decode and parameters of study, see Fig. 2. The DOVE OSCAR-17 telemetry content, was written and provided with that of the three other American microsatellites by AMSAT's Bob McGwier N4HY, and sent along for our digestion by Vin G4ULS. Bob is writing and uploading a program soon that will decode all the TLM from all the satellites.

DOVE has a 1 watt r.f. 2401.207MHz 'S' Band beacon. Watch out for over 100kHz of doppler shift on high angle elevation passes!

The other microsats, PACSAT PO-16 on 437.025MHz, WEBERSAT WO-18 on 437.075MHz and LU-SAT LU-19 on 437.150MHz digital system all employ 1200baud p.s.k. AX.25. They will all require an s.s.b. receiver and a TNC with a 1200baud demodulator, e.g. compatible with the Fuji-OSCAR-12 and JAS-1-b system, and NOT the 400baud p.s.k. demodulator as used with the digital telemetry from the elliptical orbiters OSCARs 10 and 13.

### OSCAR-18

The content details of the telemetry coming down from WEBERSAT OSCAR-18, from which update news, findings and received telemetry print out is awaited, is given in Fig. 3.

### OSCAR-16

PACSAT-OSCAR-16 telemetry is shown in Fig. 4. The telemetry is sent once each 10 seconds. The time message is the first in each cycle, and the 'wash' message is last. Note that the 'wash' message does not contain a trailing carriage return. Like others, the TLM block entries are in the format CC:NN where CC is the channel number in hexadecimal, NN is the telemetry count for that parameter, also in hexadecimal, with a range of 00 to FF (0 to 255 decimal). A copy

```
DOVE-1>WASH:
wash addr:0ec0:0000, edac=0x7d
DOVE-1>TIME-1:
PHT: uptime is 039/23:02:38. Time is Tue Jan 23 13:31:32 1998
```

```
DOVE-1>WASH:
wash addr:1588:0000, edac=0x7d
DOVE-1>TIME-1:
PHT: uptime is 039/23:02:58. Time is Tue Jan 23 13:31:52 1998
```

```
DOVE-1>TLM:
00:59 01:58 02:8A 03:34 04:5A 05:58 06:6E 07:40 08:6E 09:5F 0A:A4
0B:F0 0C:E8 0D:0B 0E:4C 0F:24 10:D2 11:80 12:00 13:DE 14:81 15:AD
16:90 17:88 18:86 19:8B 1A:84 1B:84 1C:8D 1D:89 1E:CE 1F:66 20:CD
```

```
DOVE-1>TLM:
00:5A 01:59 02:8A 03:34 04:58 05:58 06:6F 07:40 08:6E 09:60 0A:A2
0B:F0 0C:EA 0D:0B 0E:32 0F:24 10:D4 11:80 12:00 13:DE 14:81 15:AD
16:89 17:88 18:89 19:8A 1A:85 1B:80 1C:8E 1D:82 1E:CE 1F:69 20:CD
```

```
DOVE-1>TLM:
21:82 22:6D 23:3D 24:2F 25:24 26:98 27:00 28:01 29:58 2A:00 2B:00
2C:00 2D:97 2E:65 2F:9F 30:CD 31:A0 32:CD 33:10 34:AA 35:A8 36:A8
37:9E 38:84 39:9D 3A:01
```

```
DOVE-1>TLM:
21:A8 22:6F 23:3D 24:31 25:26 26:00 27:3A 28:02 29:3F 2A:00 2B:70
2C:00 2D:94 2E:64 2F:A0 30:CD 31:9E 32:D0 33:10 34:A9 35:A7 36:A8
37:A0 38:B1 39:9C 3A:00
```

```
DOVE-1>STATUS:
00 00 00 79 90 18 CC 01 00 00 00 00 00 00 00 00 00 00 00 00 00
```

Fig. 1.

DOVE-OSCAR-17: Equations are in the form  $Y = A \times M^2 + B \times M + C$  where: -  
M = Telemetry Count (00-FF). A, B, C = Equation coefficients.  
Y = Result (in specified Units).

| HEX | Description:            | C1<br>cccccccccc | B1<br>bbbbbbbbbb | A1<br>aaaaaaaaaa | Units:<br>uuuuuu |
|-----|-------------------------|------------------|------------------|------------------|------------------|
| 0   | Rx E/F Audio (W):+0.000 |                  | +0.0246          | 0.000            | V(p-p)           |
| 1   | Rx E/F Audio (N):+0.000 |                  | +0.0246          | 0.000            | V(p-p)           |
| 2   | Mixer Bias V: +0.000    |                  | +0.0102          | 0.000            | Volts            |
| 3   | Dec. Bias V: +0.000     |                  | +0.0102          | 0.000            | Volts            |
| 4   | Rx A Audio (W):+0.000   |                  | +0.0246          | 0.000            | V(p-p)           |
| 5   | Rx A Audio (N):+0.000   |                  | +0.0246          | 0.000            | V(p-p)           |
| 6   | Rx A DISC: +10.427      |                  | -0.05274         | 0.000            | kHz              |
| 7   | Rx A S meter: +0.000    |                  | +1.000           | 0.000            | Counts           |
| 8   | Rx E/F DISC: +9.6234    |                  | -0.05911         | 0.000            | kHz              |
| 9   | Rx E/F S meter: +0.000  |                  | +1.000           | 0.000            | Counts           |
| A   | +5 Volt Bus: +0.000     |                  | +0.0305          | 0.000            | Volts            |
| B   | +5V Rx Current: +0.000  |                  | +0.000100        | 0.000            | Amps             |
| C   | +2.5V VREF: +0.000      |                  | +0.0108          | 0.000            | Volts            |
| D   | 8.5V BUS: +0.000        |                  | +0.0391          | 0.000            | Volts            |
| E   | IR Detector: +0.000     |                  | +1.000           | 0.000            | Counts           |
| F   | LO Monitor I: +0.000    |                  | +0.000037        | 0.000            | Amps             |
| 10  | +10V Bus: +0.000        |                  | +0.05075         | 0.000            | Volts            |
| 11  | GASSET Bias I: +0.000   |                  | +0.000026        | 0.000            | Amps             |
| 12  | Ground REF: +0.000      |                  | +0.0100          | 0.000            | Volts            |
| 13  | +Z Array V: +0.000      |                  | +0.1023          | 0.000            | Volts            |
| 14  | Rx Temp: +101.05        |                  | -0.6051          | 0.000            | Deg. C           |
| 15  | +X (RX) temp: +101.05   |                  | -0.6051          | 0.000            | Deg. C           |
| 16  | Bat 1 V: +1.7932        |                  | -0.0034084       | 0.000            | Volts            |
| 17  | Bat 2 V: +1.7978        |                  | -0.0035316       | 0.000            | Volts            |
| 18  | Bat 3 V: +1.8046        |                  | -0.0035723       | 0.000            | Volts            |
| 19  | Bat 4 V: +1.7782        |                  | -0.0034590       | 0.000            | Volts            |
| 1A  | Bat 5 V: +1.8410        |                  | -0.0038355       | 0.000            | Volts            |
| 1B  | Bat 6 V: +1.8381        |                  | -0.0038450       | 0.000            | Volts            |

Fig. 2.

# Back-Scatter

of a section received by John Branegan GM4IHJ is shown in Fig. 5. John says: "PACSAT-1 is sending clear readable copy, but deep fading makes narrow beam aeriels essential. I used either a 21-element or a 48-element multi-beam with AZ EL control, as I found that the omni and collinear antennas were unable to cope with the fades". GM4IHJ employed his Icom-451 and a FUJI modem modified TNC-320. He found that the signal must be clear of noise, and that the receive system must be clearly able to recognise a PACKET, otherwise no printing occurs. He advises: "If you use a FUJI modem, switch to 'Lock AFC' and then watch the DCD light on the TNC. If this is flickering, no printing will result, but, if the light is steady it will print". Over the pass he monitored, three drop outs occurred due to deep fades, but between 0939 - 0941, 0942 - 0944, 0945 - 0947 and 0948 to 0949 he printed well. It is hoped that stabilisation will reduce this problem with time.

Like DOVE, PACSAT has a 1 watt r.f. output 'S' Band beacon, but on 2401.117MHz, which will be commanded on soon. Listen from 2401.220MHz at the start of an overhead pass down to 2401.000 at LOS to follow it.

## OSCARs 14 & 15

Both UoSATS, Uo-14 on 435.070MHz and Uo-15 on 435.120MHz, although initially on 1200bauds, can employ 9600baud a.f.s.k. AX.25, which may be compatible with the K9NG and other similar 9600baud modems now in common use on terrestrial packet applications. It is very likely that UoSAT-E OSCAR-15 may be kept to the 1200baud rate, but UoSAT-D OSCAR-14 will go to 9600baud when the programs have been written and loaded up to the satellite. As yet, we do not even know the connect call sign, and the whole scene is rather a mystery tour. Because of the huge work load in having to prepare two satellites, the UoSAT team have been as yet unable to provide the information required, and the channels and decoding of the telemetry are so far unknown but it is hoped to include these in future columns.

Although putting out excellent signals for the first two days in orbit, OSCAR-15 has, as far as can be determined, been totally silent since. It is not yet known if this absence of signals is a problem, an intermittent fault or the result of an uplink command mis-interpretation. The University of Surrey is investigating and urgently want to know if anyone hears the satellite downlink come up on the assigned primary or secondary frequency allocated. They ask any positive observers of the signal to ring the UoSAT/AMSAT Department on Guildford (0483) 509141 or at the University of Surrey on (0483) 571281 or telex them on 859331.

Please try to report any content that was heard, from when to when, and if possible the AOS, TCA, LOS and any known tracking position made.

Another potential problem is that all the packet satellites (or should we call them 'datellites') have been noted as suddenly dumping a massive 68K of telemetry down. This is not intentional, and AMSAT would like to know when and where this is happening. If this artifact is observed, please contact AMSAT to let them know the details of your observation.

## OSCAR-19

LUSAT alias OSCAR-19 puts out its 1200baud b.p.s.k. digital telemetry on 437.150MHz, the content of which is shown in Fig. 6. John Branegan, using his antenna and apparatus as for PACSAT finds it to be signing 'LUSAT-1>STATUS <U1>00 00 00 7C B0 18 22 02 00 00 00 B0 00 00 00 00 00 00'.

The LUSAT c.w. telemetry has its own separate format and frequency, and will come down as Morse code at 12 words per minute on 437.125MHz with up to plus or minus 10kHz doppler shift. It will thus only need a conventional receiver with a smooth fast tuning knob, ears, a pencil and a calculator or Morse reading computer program to resolve. Signals are noted as being S.8 using only a 8in wire to a simple receiver inside the shack. The great advantage of LU-19 is that the 0.5 watt LUSAT beacon on 437.125MHz c.w. is readable by all without special equipment. Please note that this is a unique experiment of LU-SAT LU-19, and is not the same format as that transmitted as 1200baud p.s.k. on 437.150MHz.

LUSAT 12w.p.m. Morse c.w. telemetry transmissions will be in the format "E LUSAT HI HI NL 111 222 333 444 555 666 777 888". The initial 'E' is an artifact of processing for the purpose of power measurement, 'LUSAT' is the spacecraft identifier, and 'HI HI' is the international identifier for OSCAR spacecraft. 'N' indicates which version of the code is running from the EPROM. The firmware is stored 7 times in the EPROM to protect against environmental degradation, so the range is 1 - 7; the lowest non corrupt version number is executed. 'L' is '0' for '6805 OK' and 'E' for '6805 ERROR' where 6805 is the internal functioning RAM microprocessor.

To save vital transmitter power and so maintain battery charge, all numerals are sent in the abbreviated Morse code form with superfluous dots or dashes suppressed, known as 'reduced c.w.' as often partially employed in DXpeditions and QRQ c.w. contests.

Thus A = 1, U = 2, V = 3, 4 = 4, E = 5, 6 = 6, B = 7, D = 8, N = 9, and T = 0. We then use the following equations to convert the readings discovered to the actual engineering units, as:

| Channel Parameter        | Formula         | Unit value |
|--------------------------|-----------------|------------|
| 1 = N1 + 5 Reg. Voltage  | 636/N1          | = volts    |
| 2 = N2 + 10 Volt Battery | 0.064xN2        | = volts    |
| 3 = N3 c.w. TX Temp      | 0.354(134.7-N3) | = Deg. C   |
| 4 = N4 c.w. TX Power O/P | (10.9+N2)/40.1  | = mW       |
| 5 = N5 Box no.4 Temp.    | 0.356(136-N5)   | = Deg. C   |
| 6 = N6 + 10 V current    | 0.7xN6          | = mA       |
| 7 = N7 Panel +Z volts    | 0.15xN7         | = volts    |
| 8 = N8 Reg.+8.5 volts    | 0.056xN8        | = volts    |

For those who would like to practice a real decode, the first audible frame of LUSAT-OSCAR-19 c.w. telemetry heard from the UK at 0900 on January 22 read "E LUSAT HI HI AO AUD ABU AVA AD4 AU4 A6D A4N AE6". There follows each frame a long silent pause, during which one needs to be careful not to let the signal frequency slide out of the receiver passband. The doppler shift on a high angle elevation pass is quite substantial, up to plus and minus 9.7kHz of the nominal frequency, e.g. up to almost 20kHz in the course of an overhead pass. This seems little when compared to the PACSAT OSCAR-16 2401.115MHz and DOVE OSCAR-17 2401.209MHz beacons, which

WEBER-OSCAR-18: Equations are in the form  $Y = A \times N^2 + B \times N + C$  where: -  
N = Telemetry Count (00-FF). A, B, C = Equation coefficients.  
Y = Result (In specified Units).  
ADC Equations: V = 0.01016 N - 0.05080. N = 98.43 N + 5.000

| HEX | Descriptions     | C:       | B:         | A:         | Units: |
|-----|------------------|----------|------------|------------|--------|
|     |                  | CCCCCCCC | BBBBBBBB   | AAAAAAAA   | UUUUUU |
| 0   | Rx D DISC:       | +11.087  | -0.08949   | 0.000      | kHz    |
| 1   | Rx D S meter:    | +0.000   | +1.000     | 0.000      | Counts |
| 2   | Rx C DISC:       | +10.322  | -0.09448   | 0.000      | kHz    |
| 3   | Rx C S meter:    | +0.000   | +1.000     | 0.000      | Counts |
| 4   | Rx B DISC:       | +10.348  | -0.09004   | 0.000      | kHz    |
| 5   | Rx B S meter:    | +0.000   | +1.000     | 0.000      | Counts |
| 6   | Rx A DISC:       | +11.387  | -0.09535   | 0.000      | kHz    |
| 7   | Rx A S meter:    | +0.000   | +1.000     | 0.000      | Counts |
| 8   | Rx E/F DISC:     | +10.746  | -0.09348   | 0.000      | kHz    |
| 9   | Rx E/F S meter:  | +0.000   | +1.000     | 0.000      | Counts |
| A   | +5 Volt Bus:     | +0.000   | +0.03523   | 0.000      | Volts  |
| B   | +5V Rx Current:  | +0.000   | +0.000234  | 0.000      | Amps   |
| C   | +2.5V VREF:      | +0.000   | +0.0133    | 0.000      | Volts  |
| D   | +2.5V BUS:       | +0.000   | +0.0524    | 0.000      | Volts  |
| E   | IR Detector:     | +0.000   | +1.000     | 0.000      | Counts |
| F   | LO Monitor I:    | +0.000   | +0.000033  | 0.000      | Amps   |
| 10  | +10V Bus:        | +0.000   | +0.0767    | 0.000      | Volts  |
| 11  | GASSET Bias I:   | +0.000   | +0.000026  | 0.000      | Amps   |
| 12  | Ground REF:      | +0.000   | +0.0100    | 0.000      | Volts  |
| 13  | +Z Array V:      | +0.000   | +0.1023    | 0.000      | Volts  |
| 14  | Rx Temp:         | +100.01  | -0.5900    | 0.000      | Deg. C |
| 15  | +X (RX) Temp:    | +100.01  | -0.5900    | 0.000      | Deg. C |
| 16  | Bat 1 V:         | +1.8292  | -0.0037196 | 0.000      | Volts  |
| 17  | Bat 2 V:         | +1.8202  | -0.0036943 | 0.000      | Volts  |
| 18  | Bat 3 V:         | +1.8050  | -0.0036721 | 0.000      | Volts  |
| 19  | Bat 4 V:         | +1.8576  | -0.0038979 | 0.000      | Volts  |
| 1A  | Bat 5 V:         | +1.8095  | -0.0037439 | 0.000      | Volts  |
| 1B  | Bat 6 V:         | +1.8979  | -0.0041754 | 0.000      | Volts  |
| 1C  | Bat 7 V:         | +1.8246  | -0.0038126 | 0.000      | Volts  |
| 1D  | Bat 8 V:         | +1.7486  | -0.0030475 | 0.000      | Volts  |
| 1E  | Array V:         | +8.292   | +0.06196   | 0.000      | Volts  |
| 1F  | +5V Bus:         | +1.838   | +0.0312    | 0.000      | Volts  |
| 20  | +8.5V Bus:       | +5.793   | +0.0184    | 0.000      | Volts  |
| 21  | +10V Bus:        | +7.650   | +0.0250    | 0.000      | Volts  |
| 22  | BCR Set Point:   | -3.6734  | +1.1277    | 0.000      | Counts |
| 23  | BCR Load Cur:    | -0.8405  | +0.00420   | 0.000      | Amps   |
| 24  | +8.5V Bus Cur:   | -0.00384 | +0.000030  | 0.000      | Amps   |
| 25  | +5V Bus Cur:     | -0.00763 | +0.00394   | 0.000      | Amps   |
| 26  | -X Array Cur:    | -0.00140 | +0.00210   | 0.000      | Amps   |
| 27  | +X Array Cur:    | -0.00946 | +0.00226   | 0.000      | Amps   |
| 28  | -Y Array Cur:    | -0.01018 | +0.00224   | 0.000      | Amps   |
| 29  | +Y Array Cur:    | -0.01168 | +0.00239   | 0.000      | Amps   |
| 2A  | -Z Array Cur:    | -0.01516 | +0.00237   | 0.000      | Amps   |
| 2B  | +Z Array Cur:    | -0.02111 | +0.00239   | 0.000      | Amps   |
| 2C  | Ext Power Cur:   | -0.02000 | +0.00250   | 0.000      | Amps   |
| 2D  | BCR Input Cur:   | -0.02189 | +0.00332   | 0.000      | Amps   |
| 2E  | BCR Output Cur:  | -0.03019 | +0.00327   | 0.000      | Amps   |
| 2F  | Bat 1 Temp:      | +100.01  | -0.5900    | 0.000      | Deg. C |
| 30  | Bat 2 Temp:      | +100.01  | -0.5900    | 0.000      | Deg. C |
| 31  | Baseplate Temp:  | +100.01  | -0.5900    | 0.000      | Deg. C |
| 32  | PSK TX RF Out:   | +0.2104  | -0.01203   | +0.0001786 | Watts  |
| 33  | RC PSK TX Out:   | +0.0340  | -0.00969   | +0.0002198 | Watts  |
| 34  | PSK TX HPA Temp: | +100.01  | -0.5900    | 0.000      | Deg. C |
| 35  | +Y Array Temp:   | +100.01  | -0.5900    | 0.000      | Deg. C |
| 36  | RC PSK HPA Temp: | +100.01  | -0.5900    | 0.000      | Deg. C |
| 37  | RC PSK BP Temp:  | +100.01  | -0.5900    | 0.000      | Deg. C |
| 38  | +Z Array Temp:   | +0.0000  | +1.0000    | 0.000      | Counts |

Fig. 3.

can travel over 100kHz in the course of a similar overhead pass!

## DOVE and Educational Newsletters

For those who are using or intend to use the educational aspects of DOVE OSCAR-17, Richard Ensign N8IWI, the AMSAT Science Education Advisor reports that the DOVE Newsletter has now been taken over by Doug Loughmiller K05I. If you need the regular supply of updated information to apply to your work, which is free to such users, please write to him at Douglas Loughmiller K05I, President AMSAT-NA, 620 Fairway Drive, Paris, Texas, TX 75460, USA. He may be called on (USA) 214-784-3740.

Richard is now editing the self-supporting AMSAT Educational News, and produced three pre-launch issues of these, giving a total of 36-pages with information on DOVE and all the other microsats. They contain complete tracking information, simple non-computer tracking aids for both the northern and southern hemispheres, reception information, a comprehensive look at the launch site, the launch campaign and sequence, a complete and detailed guide to the microsat telemetry and the DOVE packet radio telemetry reception, and a look at one of the science

education experiments on board the Weber State College OSCAR-18 microsat. This latter exercise, may be of great interest to those teachers and students who wonder if our satellites are hit by meteoroids, as the WEBERSAT impact detector experiment is designed to confirm the possibility. If anyone would like to have the set of three issues write to Richard and send him \$5.00 or the equivalent to cover postage and production costs. Bank drafts or cheques should be made out in Richard's name, as he will be sending these, plus some additional surprises directly to you. His address is: Richard C. Ensign, AMSAT Science Education Advisor, 421 N. Military, Dearborn, MI 48124, USA, and his home telephone number for any queries, questions or advice is (USA) 313-274-1718.

Future issues of AE News will commence from launch to give monthly updates. An overseas (to USA) subscription for ten issues in the year is \$10.00 in US funds made payable to 'AMSAT' and sent to AMSAT-NA, at Box 27, Washington DC 20044, USA. These issues will cover the sharing of classroom facilities involving satellites, student projects, US Space Shuttle experiments, tracking, night time viewing of large satellites, other satellites with educational potential, and a whole lot



# Back-Scatter

more including satellites still in the development stage. Contributions are also welcome.

## Advice to Users

For the general non-specialised listener, there is no doubt that DOVE and LUSAT-CW are the winners. They are both receivable and translatable without specialised equipment, and lend themselves to a whole series of interesting and educational aspects. Doppler effects, polar front propagation abnormalities, eclipse and temperature variables, and a whole lot more experiments are possible. What is more, the signal strengths are such that the simplest of receivers and antennas can be used. WEBERSAT and PACSAT give a few more problems, and the need for more outlay. The UoSAT pair, although better in signal strength, are as yet an unknown entity, as we have yet to learn of any specialised programmes required to be able to read the information coming down.

It is not known that all the new microsat commercial modems will work on all modes, and it is strongly recommended that unless evidence of full function can be demonstrated, users stick to G3RUH and 9600baud FUJI

modems, as they are known to perform perfectly.

John Branegan has pointed out that a.f.c. is vital, as if a p.s.k. or b.p.s.k. signal is more than 50Hz mistuned, no printing will evolve. The Doppler shift is considerable, so, for this reason, the receiver must be fitted with up/down frequency scanning. In addition, it is necessary to modify your TNC so that the received data signal from the FUJI modem bypasses the existing TNC, using a modification recommended by G3RUH that comes with his FUJI modem. Should you wish to use the set-up for terrestrial p.s.k., you will need to fit an additional DCD output from the FUJI to your TNC to tell it when the channel is blocked by another signal. John also points out another hazard to the casual reader, and a further threat to the earth's depleting tree situation. "Beware - it eats printout paper!" he warns. "A wall to wall pass consumes a lot of fanfold!"

Now back to the regular and less foreboding earlier amateur satellites.

## RS-10/11

With the decay of the powerful auroras, and the consequent attenuation and tonal degradation, paths to and from the constantly active RS-10 transponder

## Keplerian Elements

| Satellite      | NOAA 9                     | NOAA 10                    | NOAA 11                    | METEOR 2/16  |
|----------------|----------------------------|----------------------------|----------------------------|--------------|
| Int. Design    | 84-123A                    | 86-073A                    | 88-089A                    | 87-068A      |
| Object No.     | 15427                      | 16969                      | 19531                      | 18312        |
| Element Set    | 464                        | 320                        | 181                        | 353          |
| Epoch Year     | 1989                       | 1989                       | 1989                       | 1989         |
| Epoch Day      | 358.37059184               | 359.38159645               | 361.19840430               | 359.12010021 |
| Inclination    | 99.1560                    | 98.6177                    | 98.9617                    | 82.5656      |
| RAAN           | 349.2440                   | 26.0889                    | 304.5397                   | 68.2762      |
| Eccentricity   | 0.0015852                  | 0.0014507                  | 0.0011883                  | 0.0012914    |
| Arg of Perigee | 137.3129                   | 57.8914                    | 51.6704                    | 29.5537      |
| Mean Anomaly   | 222.9284                   | 302.3671                   | 308.3642                   | 330.6382     |
| Mean Motion    | 14.12358236                | 14.23372960                | 14.11365902                | 13.83575854  |
| Decay Rate     | 0.00000716                 | 0.00001001                 | 0.00000989                 | 0.00000219   |
| Orbit Number   | 25920                      | 16988                      | 6470                       | 11891        |
| Nodal Period   | 102.013495                 | 101.225584                 | 102.085514                 | 104.136883   |
| P-Drage        | 3.664e-06                  | 5.004e-06                  | 5.071e-06                  | 1.192e-06    |
| Increment      | 25.500658                  | 25.306683                  | 25.520328                  | 26.162872    |
| I-Drage        | 9.219e-07                  | 1.255e-06                  | 1.276e-06                  | 2.979e-07    |
| Beacon-QRG     | 137.620=APT<br>1707.0=HRPT | 137.500=APT<br>1898.0=HRPT | 137.620=APT<br>1707.0=HRPT | 137.400=APT  |
| Ref. EQX       | 01 Jan 1990                | 30 Dec 1989                | 30 Dec 1989                | 30 Dec 1989  |
| Orbit          | 26038                      | 16054                      | 6510                       | 11959        |
| HMM.MM         | 0031.05UTC                 | 0030.35UTC                 | 0049.11UTC                 | 0054.23UTC   |
| Degrees W      | 111.11                     | 75.39                      | 163.35                     | 47.82        |

| Satellite      | METEOR 2/17  | METEOR 3/02  | METEOR 2/18  | METEOR 3/03  |
|----------------|--------------|--------------|--------------|--------------|
| Int. Design    | 88-005A      | 88-064A      | 89-018A      | 89-086A      |
| Object No.     | 18820        | 15336        | 19851        | 20305        |
| Element Set    | 182          | 335          | 130          | 37           |
| Epoch Year     | 1989         | 1989         | 1989         | 1989         |
| Epoch Day      | 359.07664191 | 358.59495985 | 359.07523990 | 357.42223227 |
| Inclination    | 82.5432      | 82.5275      | 82.5250      | 82.5508      |
| RAAN           | 128.8639     | 40.9579      | 7.1871       | 341.9667     |
| Eccentricity   | 0.0018038    | 0.0017943    | 0.0016303    | 0.0017392    |
| Arg of Perigee | 92.5272      | 32.8558      | 130.3015     | 48.9339      |
| Mean Anomaly   | 267.7956     | 327.3640     | 229.9571     | 311.3270     |
| Mean Motion    | 13.84259498  | 13.16874349  | 13.8396209   | 13.15844727  |
| Decay Rate     | 0.00000231   | 0.00000391   | 0.00000117   | 0.00000056   |
| Orbit Number   | 9609         | 8797         | 4148         | 783          |
| Nodal Period   | 104.085445   | 109.407569   | 109.111970   | 109.493156   |
| P-Drage        | 1.255e-06    | 2.468e-06    | 8.364e-07    | 3.543e-07    |
| Increment      | 26.150187    | 27.480693    | 26.156957    | 27.501992    |
| I-Drage        | 3.138e-07    | 8.171e-07    | 1.591e-07    | 8.859e-08    |
| Beacon-QRG     | 137.300=APT  | 137.300=APT  | 137.850=APT  | 137.850=APT  |
| Ref. EQX       | 30 Dec 1989  | 28 Dec 1989  | 30 Dec 1989  | 30 Dec 1989  |
| Orbit          | 9678         | 8842         | 4217         | 870          |
| HMM.MM         | 0132.25UTC   | 0020.07UTC   | 0132.07UTC   | 0053.90UTC   |
| Degrees W      | 356.63       | 62.93        | 118.27       | 134.82       |

| Satellite      | OSCAR 10     | OSCAR 11                  | RS10/11  | OSCAR 13                       |
|----------------|--------------|---------------------------|--|--------------------------------|
| Int. Design    | 83-058B      | 84-021B                   | 87-054A  | 88-051B                        |
| Object No.     | 14129        | 14781                     | 18129  | 19216                          |
| Element Set    | 444          | 577                       | 987  | 64JUL                          |
| Epoch Year     | 1989         | 1989                      | 1989   | 1990                           |
| Epoch Day      | 344.40088763 | 359.61074467              | 359.90099707   | 1.293348715                    |
| Inclination    | 25.9017      | 97.9813                   | 82.9265  | 57.1369                        |
| RAAN           | 229.8032     | 52.6953                   | 96.5598  | 175.7081                       |
| Eccentricity   | 0.0018187    | 0.0014049                 | 0.0010884  | 0.00484891                     |
| Arg of Perigee | 100.2539     | 77.2959                   | 236.1622   | 217.9609                       |
| Mean Anomaly   | 328.6863     | 282.9819                  | 123.8531   | 0                              |
| Mean Motion    | 2.05879900   | 14.64633000               | 13.72044742  | 0.209693727                    |
| Decay Rate     | 0.00000069   | 0.00002210                | 0.00000173   | 0                              |
| Orbit Number   | 4884         | 31055                     | 12568  | 1187                           |
| Nodal Period   | 899.2        | 98.377173                 | 105.011916   | 686.6                          |
| P-Drage        | -            | 1.014e-05                 | 9.656e-07  | 172.2                          |
| Increment      | 175.3        | 24.595206                 | 26.378853  | -                              |
| I-Drage        | -            | 2.551e-06                 | 2.414e-07  | -                              |
| Beacon-QRG     | 145.810/987  | 145.826/435.025<br>2401.5 | 29.357/408<br>145.857/903<br>29.407/453<br>145.907/953 | 145.812<br>435.651<br>2400.660 |
| Ref. EQX       | 30 Dec 1989  | 01 Jan 1990               | 30 Dec 1989  | 30 Dec 1989                    |
| Orbit          | 4925         | 31149                     | 12625  | 12625                          |
| HMM.MM         | 0726.53UTC   | 0046.81UTC                | 0123.11UTC   | 0123.11UTC                     |
| Degrees W      | 343.75       | 53.19                     | 25.75  | 25.75                          |

| Satellite      | SALYUT 7                  | MIR                                       | POLAR BEAR          | HILAT        |
|----------------|---------------------------|---|---------------------|--------------|
| Int. Design    | 82-033A                   | 86-017A                                   | 86-088A             | 88-063A      |
| Object No.     | 13138                     | 16609                                     | 17070               | 14154        |
| Element Set    | 955                       | 305                                       | 495                 | 684          |
| Epoch Year     | 1989                      | 1989                                      | 1989                | 1989         |
| Epoch Day      | 360.76042801              | 360.70905091                              | 349.24495166        | 350.99084571 |
| Inclination    | 57.6076                   | 51.8209                                   | 89.5369             | 82.0344      |
| RAAN           | 88.6102                   | 117.8991                                  | 65.1425             | 220.9879     |
| Eccentricity   | 0.0000257                 | 0.0001785                                 | 0.0041317           | 0.0048026    |
| Arg of Perigee | 335.0650                  | 191.0524                                  | 98.8957             | 81.4623      |
| Mean Anomaly   | 24.9877                   | 168.9634                                  | 261.6884            | 278.1961     |
| Mean Motion    | 15.51232243               | 15.58356881                               | 13.72748792         | 14.28075778  |
| Decay Rate     | 0.00033864                | 0.00045990                                | 0.0000464           | 0.00001680   |
| Orbit Number   | 43789                     | 22118                                     | 15461               | 33714        |
| Nodal Period   | 92.767680                 | 92.343255                                 | 104.962927          | 100.893541   |
| P-Drage        | 1.305e-04                 | 1.748e-04                                 | 2.586e-06           | 8.316e-06    |
| Increment      | 23.575761                 | 23.471232                                 | 26.316123           | 25.356540    |
| I-Drage        | 3.210e-05                 | 4.300e-05                                 | 6.482e-07           | 2.078e-06    |
| Beacon-QRG     | 19.953/142.417<br>925.240 | 143.625=voice<br>166.130=data+<br>ranging | 435.9744<br>149.980 | 435.974      |
| Ref. EQX       | 01 Jan 1990               | 29 Dec 1989                               | 22 Dec 1989         | 22 Dec 1989  |
| Orbit          | 43880                     | 22154                                     | 15554               | 33786        |
| HMM.MM         | 0101.09UTC                | 0025.19UTC                                | 0034.25UTC          | 0051.09UTC   |
| Degrees W      | 53.34                     | 357.43                                    | 34.30               | 246.95       |

PACSAT-1-TIME: <U>:PHT: uptime is 040:21:20.00. Time is Wed Jan 24 09:49:01 1990  
PACSAT-1-WASH <U>:wash addr:3440:0000, edac=0x7d  
PACSAT-1-WASH <U>:wash addr:3680:0000, edac=0x7d  
PACSAT-1-TLM <U>:21:8D 22:6D 23:47 24:3B 25:30 26:04 27:54 28:41 29:05 2A:25 2B:09  
2C:05 2D:71 2E:72 2F:72 2F:9E 30:A2 31:9F 32:00 33:5F 34:A1 35:9F 36:9F  
37:A4 38:82 39:D2 3A:01  
PACSAT-1-STATUS <U>: 80 00 00 78 80 18 EE 01 00 80 00 00 80 00 00 00 00 00 00

**AERIAL TECHNIQUES**

11 Kent Road,  
Parkstone, Poole,  
Dorset BH12 2EH.  
Tel: 0202 738232

Check your field strength with a **SALDELTA SIGNAL METER** Covers 4, 2 and 70cms. A high quality signal strength meter, for VHF/UHF and CATV frequencies, 45-110MHz; 110-300 MHz; 231-295MHz; 470-860MHz. Measures 20uV to 10mV. Digital Display for direct readout. Built-in speaker for AM/FM monitoring. Complete with carrying case. Specification leaflet available (S.A.E.) £285 plus £5.50 for courier delivery

**DX TV Monitor/Rxs and Video Recorders**

Full range of mono/colour dual/multi-standard and VHF and UHF sets with sound channel switching. Also VHF/UHF PAL/SECAM/NTSC recorders

Plus full range of Revco Discones, air/marine antennas, rotators and all aerial hardware.

**VISA**

Send 75p for our PRO/AM catalogue

**ANTENNAS TONNA (F9FT)**

**THE VHF/UHF ANTENNA SPECIALIST**

| 50MHz                             | 144/435MHz   | POWER SPLITTERS              |
|-----------------------------------|--|------------------------------|
| 5 element..... £30.71(a)          | 9 & 19 element Oscar..... £51.07(a)                          | 2 way 144MHz..... £48.36(b)  |
| 144MHz                            | 1250MHz  | 4 way 144MHz..... £57.53(b)  |
| 4 element..... £29.39(a)          | 23 element..... £81.07(b)                                    | 2 way 435MHz..... £45.89(c)  |
| 4 element crossed..... £37.26(a)  | 4 x 23ele - stacking frame - power splitter..... £175.00(a)  | 2 way 435MHz..... £56.76(c)  |
| 9 element fixed..... £33.12(a)    |  | 2 way 1250MHz..... £38.35(c) |
| 9 element portable..... £35.19(a) |  | 4 way 1250MHz..... £43.36(c) |
| 9 element crossed..... £32.10(a)  | 1296MHz  | 2 way 1296MHz..... £38.35(c) |
| 13 element..... £49.06(a)         | 23 element..... £32.29(b)                                    | 2 way 2300MHz..... £43.36(c) |
| 17 element..... £56.24(a)         | 4 x 23 ele - stacking frame - power splitter..... £175.00(a) | 4 way 2300MHz..... £43.36(c) |
| 435MHz                            | 55 element..... £49.27(a)                                    |                              |
| 9 element..... £30.43(a)          | 4 x 55 ele - stacking frame - power splitter..... £250.00(a) |                              |
| 19 element..... £36.64(a)         |  |                              |
| 19 element crossed..... £42.44(a) |  |                              |
| 21 element 432MHz..... £47.61(a)  | 2300MHz  |                              |
| 21 element ATV..... £47.61(a)     | 25 element..... £43.47(b)                                    |                              |

All prices include VAT. Please add carriage (a) £5.00 (b) £2.20 (c) £1.20. U.K. MAINLAND ONLY. ACCESS or VISA cardholders telephone your order for immediate dispatch. Callers welcome, but by telephone appointment only, please. Send 50p for our catalogue which contains the full specifications.

**RANDOM ELECTRONICS (P)**

SOLE U.K. DISTRIBUTOR  
FREEPOST, ABINDON, DIXON, DX14 1BR.  
Tel: (0235) 23080 (24hrs)

**G6XBH G1RAS G8UUS**

**Visit your Local Emporium**  
Large selection of New/Used Equipment on Show

**AGENTS FOR:**  
YAESU • AZDEN • ICOM • NAVICO • ALINCO

**ACCESSORIES:**  
Welz Range, Microwave Modules, Adonis Mics, Mutek Pre-Amps, Barenco Mast Supports, DRAE Products, BNOS Linears & P.S.U.'s  
★ ERA Microreader & BPS4 Filter, SEM Products ★

**AERIALS, Tonna, New Diamond Range of Mobile Whips, Jaybeam**  
BRING YOUR S/H EQUIPMENT IN FOR SALE  
JUST GIVE US A RING

**Radio Amateur Supplies**  
3 Farndon Green, Wollaton Park, Nottingham NG8 1DU  
Off Ring Rd., between A52 (Derby Road) & A609 (Ilkeston Road)  
Monday: CLOSED Tuesday-Saturday: 10.00 a.m. to 5.00 p.m.

**Tel: 0602 280267**

**SCANNING?**

HAVE YOU NOTICED THAT THERE IS SO MUCH RADIO SPECTRUM TO SCAN, AND LITTLE OR NO INFORMATION AVAILABLE ON WHERE THE **REALLY** INTERESTING TRAFFIC IS? LOOK NO FURTHER — WE OFFER A WIDE RANGE OF FREQUENCY LISTINGS AND BAND PLANS.

FOR A FREE COPY OF OUR LATEST CATALOGUE JUST SEND AN A4 SAE TO S.S.C. P.O. BOX 71 BOURNEMOUTH DORSET BH9 1DT.

**LOUDENBOOMER!!!**

**400W O/P, Mains Powered, 9 Band HF Linear**

Introductory Offer: Only £499, direct from the designers:—  
S.R.W. Communications Ltd, ASTRID HOUSE, The Green, Swinton, MALTON, N. Yorks. YO17 0SY. Tel (0653) 697513. Please write or 'phone Steve Webb G3TPW, for more details and leaflets.

**Don't miss the LARGEST single day show in the U.K.**

**NORBRECK**

**Radio, Electronics and Computing Exhibition**  
by the Northern Amateur Radio Societies Association at the  
**NORBRECK CASTLE HOTEL EXHIBITION CENTRE**  
**QUEENS PROMENADE, NORTH SHORE, BLACKPOOL**  
**on Sunday, March 18th, 1990**  
**Doors open at 11 a.m.**

**\* Over 100 trade stands**  
**\* Bring & Buy stand**  
**\* RSGB stand and book stall**  
**\* Restaurant and Bars**  
**\* Organised by over 50 clubs**  
**\* Free car parking (plus free bus service from extra car park)**  
**\* Overnight accommodation at reduced rates (contact hotel directly)**

**\* Club stands**  
**\* Amateur Computer stands**  
**\* Construction competition**  
**\* Facilities for the disabled**  
**\* Grand Raffle**

**RADIO TALK-IN ON S22**

Admission £1 (OAP's 50p, under 14's free) by raffle ticket and exhibition plan  
Exhibition Manager : Peter Denton, G6CGF, 051-630-5790

## SPECIALISTS IN DRESSLER ACTIVE RECEIVE ANTENNAS

**NOW NEW ARA 1500**  
50MHz-2000MHz  
Phone for details

**ARA 900**  
£139 (N-TYPE £159)

**ARA 30**  
£129

**ARA 900**  
**ACTIVE ANTENNA**

50MHz to 1300MHz  
Gain 17dB Typical

### TECHNICAL SPECIFICATIONS

Nose Figure 10dB at 50-180MHz

1.5dB below 300MHz

2.0dB below 350MHz

2.7dB below 400MHz

3.0dB below 500MHz

3.8dB below 650MHz

4.5dB below 1300MHz


£139.00 (PL259 Connectors)

£159.00 (N-Type Connectors)

Intercept Point 3rd Order: +

18dBm at Input

Post £3.00 or Securicor £10.00  
extra.



**ARA 30 ACTIVE ANTENNA**

50kHz... 40MHz WITH LIMITED  
PERFORMANCE UP TO 100MHz

Professional electronic circuitry  
with very wide dynamic range.

Meets professional demands  
both in electronics and mechanical ruggedness.

1.2m long glass  
fibre rod. Circuit is built into  
waterproof 2.5mm thick  
aluminium tube. Ideal for  
commercial and swi-receiving  
systems. £129. See Review in  
August 1985 issue p.35


£129

Both antennas come complete with 7 metres of  
cable, interface, power supply and brackets.  
Dressler preamps available.



Also a wide range of masthead pre-amps available for most V.H.F. and U.H.F. frequencies, including scanner pre-amps from £89.

## KENWOOD



**NEW TS950**  
**H.F. TRANSCEIVER**  
£P.O.A.

|                                     |        |
|-------------------------------------|--------|
| Kenwood R5000 + ARA 30              | £3899  |
| Kenwood R5000                       | £7999  |
| VC20 Converter                      | £160   |
| TS680 HF + 6 Mtr inc. Microphone    | £885   |
| TS440 inc. Auto ATU inc. Microphone | £1150  |
| TS940 inc. Auto ATU                 | £2000  |
| TS790 270 + SAT                     | P.O.A. |
| TM701 Dual Band                     | £479   |
| TM231 2m TX/RX                      | P.O.A. |
| NEW TM 731 New Mobile Dual Band     | P.O.A. |
| TH 75 New 270 Dual Band             | P.O.A. |

## ICOM



**IC781**  
**H.F. TRANSCEIVER**  
£P.O.A.

All ICOM stocked including accessories


|        |                        |
|--------|------------------------|
| IC 28E | IC 3210                |
| IC 2   | IC 228                 |
| IC 4SE | IC 785                 |
| IC 4   | IC 781                 |
| IC 24  | IC 901                 |
| IC 32  | Special Price £ 349.00 |
| IC765  | Special Price £2249.00 |
| IC3210 | Special Price £ 449.00 |
| IC2SET | Special Price £ 459.00 |

## SCANNERS

|  |      |
|--|------|
| AOR 2525 5MHz-1500MHz                                | £575 |
| AOR 2002   | £459 |
| AR 900   | £199 |
| BC 2000XLT   | £239 |
| R21 KENWOOD  | £459 |
| Jupiter II inc. case, NCADS, belt clip, 12x car head | £299 |
| NEW FAIRMATE HP100                                   | £299 |



**STANDARD**  
**AX700**  
PANADAPTOR DeLuxe  
£499.00



**FRG 9600**  
**50 - 950 MHz**  
£500.00

## YAesu



**FRG 8800**

**HF RECEIVER**  
£585.00

**VHF CONVERTER** £100.00



**NEW FT1000**  
**H.F. TRANSCEIVER**  
£P.O.A.

|          |      |                          |      |
|----------|------|--------------------------|------|
| FRG9600  | £475 | FT747GX                  | £599 |
| FRG9600M | £500 | FT757 MkII               | £875 |
| FRG8800  | £585 | FT23.411, 4700, 767, 736 |      |
| FRV6800  | £100 | + All Yaeu available     |      |

## STANDARD

WE ARE **STANDARD** AUTHORISED DEALER

|                |      |
|----------------|------|
| C500 DUAL BAND | £349 |
| C150 2 MTR     | £230 |
| C528 DUAL BAND | £379 |

## SONY

**SONY ICF 2001D**

76-108MHz  
116-136 AIRBAND  
153kHz-29.955MHz  
FM - AM - SSB 32 MEMORIES  
INC PSU, CARRY STRAP  
& EARPHONE

**£299**



|   |      |
|---|------|
| Sony ICF 7600DS FM/AM/SSB                           | £159 |
| Sony SW1 150-30M CIS + FM Stereo                    | £249 |
| Sony Pro 80-150kHz-108MHz, 115MHz-224MHz, AM-FM-SSB | £299 |
| Sony Air 7  | £229 |
| Sony AN1 Active Antenna                             | £35  |
| Sony Accessories Available                          |      |

**SONY ICF 7600DS**

76-108MHz  
153kHz-29.955MHz  
Complete with case,  
mains power supply,  
earphone and  
frequency list.

**£315.9**



## SPECIAL OFFERS

**IC-R9000**

INCLUDING  
ARA 30 +  
ARA 1500(N)  
£3,899



**IC-R7000**

INCLUDING  
ARA 1500(N)  
£999



**IC-R71**

INCLUDING  
ARA 30  
£855



**KENWOOD R5000**

INCLUDING  
ARA 30  
£899





# Back-Scatter

have been much improved, and far more use has been demonstrated.

**Dave Rowan G4CUO**, has been burning the midnight oil, and was pleased to see a re-institution of the number of transatlantic stations active. His log book shows good QSOs with KA1LMX on Rhode Island, N4IQV in Virginia, WA8EBM in Michigan, N9GHV in Illinois and W0EJ in Iowa, the latter being a very long haul. N8AM in Michigan was a 'got away' but is being pursued.

In early March, peaking toward April, auroral conditions will undoubtedly re-occur. Whilst such propagation produces excellent sub-horizon, albeit tone 'A', downlinks from many distant stations, QSOs will again be difficult and as the days lengthen, the presence of terrestrial f.m. in the satellite sub-band will also escalate.

## JAS-1-B

The launch of the new JARL/JAMST satellite was unexpectedly postponed, and finally took place at 0135UTC on February 7. The new FUJI/OSCAR-20 is putting down good 25 w.p.m. Morse code telemetry consisting of 5 lines of 4 groups of data on 435.795MHz  $\pm$  8kHz of doppler shift. All the telemetry readings look good. The analogue s.s.b. and c.w. 145.900 - 146.000MHz uplink giving a 435.900 - 435.800MHz inverting transponder was operating the following day, producing excellent signals from an uplink of only 10W to a ground placed antenna. Despite the weight for full magnetic stabilisation attainment, little roll or tumble OSB was in evidence, speaking well for the spacecraft's new antenna system.

Dave Rowan G4CUO reports early Mode JA s.s.b. QSLs with DL1CF, G8ATE, ON5UG and W8VXH, whilst G3IOR worked DL6KG. Dave reports that there are two spurious keying emissions within the transponder analogue downlink passband at 435.840 and 435.885MHz and apart from this he is really delighted with the potential of the new satellite. He has calculated an approximate set of functional Keplerian Elements for the spacecraft which give reasonably good tracking:

|                |            |
|----------------|------------|
| Epoch Year     | 90         |
| Epoch Day      | 038.106713 |
| Inclination    | 99.1161    |
| RAAN           | 109.05     |
| Eccentricity   | 0.05418    |
| Arg of Perigee | 344.1375   |
| Mean Anomaly   | 5.3979     |
| Mean Motion    | 12.842134  |

This puts the satellite at a slightly elliptical 1350km orbit, with a period of some 112 minutes and an increment of approximately 028.2°W per orbit. A set of calculated pass times will produce passes of about 15 minutes later each day. Far more detail and a more accurate set of elements will appear in next month's column, by when the digital transponder should be uploaded and operational.

## RS-14

It is quite possible that in addition to JAS-1-B, yet another satellite will soon be with us, in the form of the earlier foretold RS-14. It may well go into space before RS-12/13, as plans are in hand to launch it on Gagarin Day, 12 April 1990. Yuri Gagarin, the first man in space, operated as UA1LO.

## AP-Satellite?

Words are circulating that Pakistan is soon to launch a satellite using the 2m band, and from what has been overheard, it would appear NOT to be the 145.800 - 146.000MHz sub-band allocated for the amateur space service. Any verifiable input on this matter would be appreciated.

## EME

It was interesting to note that as propagation to RS-10 improved, so did e.m.e. capabilities. **Doug Mallett G3HUL** reports that during mid-January he heard echos of his own and other modestly powered stations coming back at strengths never heard before. "I was actually getting good readings on my S-meter" said Doug. "This is a very rare occurrence". Doug made good QSOs with IN3HER, K1FO, N4GJD, OK1KIR, UA1ZCL, UA9FAD and YV5ZZ.

## OSCAR-10

The first AMSAT elliptical orbiter continues to perform well, and is on for use all the time. Being no longer under command control, its attitude cannot be re-angled, hence signal paths can at times be poor when pointing is impaired. The attitude changes are as follows:

April 1990: A.Lat 28, A.Long. -11.  
July: A.Lat 17, A.Long. -5.  
October: A.Lat 5, A.Long. 2.  
January '91: A.Lat 353, A.Lon. 9.

## OSCAR-13

The current transponder schedule until at least February 21 is adjusted with a 210/0 attitude, and is:

Mode 'B' transponder on from MA 000 to MA 160.  
Mode 'JL' transponder on from MA 160 to MA 190.  
Mode 'S' beacon only on from MA 190 to MA 192.  
Mode 'S' transponder on from MA 192 to MA 198.  
Mode 'S' beacon again from MA 198 to MA 200.  
Mode 'B' transponder on again MA 200 to 256.

Omni antennas on from MA 235 to MA 075.  
The new schedule operative until May 9 will be:

Mode B from MA 0 to MA 165  
Mode JL from MA 165 to MA 195  
Mode JL & the S Mode beacon (only) from MA 195 to MA 200  
Mode B & S transponder mode from MA 200 to MA 205  
Mode B from MA 205 to MA 256 (000)

The omni-directional antennas will be deployed between MA 240 and MA 60. Remember that the Mode J uplink receiver suffers from desensitisation when the Mode S beacon is active.

From February 21 to May 21 the transponders will be turned off from MA 20 to 90 due to solar eclipses lasting between 12 and 29 minutes, preventing the solar energy from maintaining battery charge. During this period, all Mode S MA 195 to MA 205 operations will be terminated.

Peter Guezlow DB20S of AMSAT-DL, has had several reports of problems on mode 'J', evidenced as a sudden emergence of severe lack of sensitivity. He explains that in mid January AMSAT-

LUSAT-OSCAR-19: Equations are in the form  $Y = A \times N^2 + B \times N + C$  where: -  
N = Telemetry Count (00-FF). A, B, C = Equation coefficients.

Y = Result (In specified Units).

ADC Equations:  $Y = 0.00953 N$ .  $N = 104.94 V$ .

\* Note 1: The thermometer is located near the box centre adjacent to the LUSAT thermometer channel No. 5.

\*\* Note 2: The thermometer is located near the -X face of the box on the experiment baseplate.

| HEX | Descriptions     | C: CCCCCCCCC | B: bbbbbbbbbb | A: aaaaaaaaa | Units: uuuuuu |
|-----|------------------|--------------|---------------|--------------|---------------|
| 0   | Rx D DISC:       | +9.802       | -0.08779      | 0.000        | kHz           |
| 1   | Rx D S meter:    | +0.000       | +1.000        | 0.000        | Counts        |
| 2   | Rx C DISC:       | +0.429       | -0.09102      | 0.000        | kHz           |
| 3   | Rx C S meter:    | +0.000       | +1.000        | 0.000        | Counts        |
| 4   | Rx B DISC:       | +9.291       | -0.08317      | 0.000        | kHz           |
| 5   | Rx B S meter:    | +0.000       | +1.000        | 0.000        | Counts        |
| 6   | Rx A DISC:       | +9.752       | -0.08310      | 0.000        | kHz           |
| 7   | Rx A S meter:    | +0.000       | +1.000        | 0.000        | Counts        |
| 8   | Rx E/F DISC:     | +10.110      | -0.08610      | 0.000        | kHz           |
| 9   | Rx E/F S meter:  | +0.000       | +1.000        | 0.000        | Counts        |
| A   | +5 Volt Bus:     | +0.000       | +0.0305       | 0.000        | Volts         |
| B   | +5V Rx Current:  | +0.000       | +0.000250     | 0.000        | Amps          |
| C   | +2.5V VREF:      | +0.000       | +0.0108       | 0.000        | Volts         |
| D   | 8.5V BUS:        | +0.000       | +0.0371       | 0.000        | Volts         |
| E   | IR Detector:     | +0.000       | +1.000        | 0.000        | Counts        |
| F   | LO Monitor I:    | +0.000       | +0.00037      | 0.000        | Amps          |
| 10  | +18V Bus:        | +0.000       | +0.0508       | 0.000        | Volts         |
| 11  | GASSET Bias I:   | +0.000       | +0.00026      | 0.000        | Amps          |
| 12  | Ground REF:      | +0.000       | +0.0100       | 0.000        | Volts         |
| 13  | +Z Array V:      | +0.000       | +0.1023       | 0.000        | Volts         |
| 14  | Rx Temp:         | +93.24       | -0.5609       | 0.000        | Deg. C        |
| 15  | +X (RX) Temp:    | +93.24       | -0.5609       | 0.000        | Deg. C        |
| 16  | Bat 1 V:         | +1.7343      | -0.0029740    | 0.000        | Volts         |
| 17  | Bat 2 V:         | +1.7512      | -0.0032113    | 0.000        | Volts         |
| 18  | Bat 3 V:         | +1.7790      | -0.0034038    | 0.000        | Volts         |
| 19  | Bat 4 V:         | +1.7286      | -0.0030036    | 0.000        | Volts         |
| 1A  | Bat 5 V:         | +1.8114      | -0.0036960    | 0.000        | Volts         |
| 1B  | Bat 6 V:         | +1.7547      | -0.0032712    | 0.000        | Volts         |
| 1C  | Bat 7 V:         | +1.7151      | -0.0030739    | 0.000        | Volts         |
| 1D  | Bat 8 V:         | +1.6846      | -0.0028534    | 0.000        | Volts         |
| 1E  | Array V:         | +8.612       | +0.06433      | 0.000        | Volts         |
| 1F  | +5V Bus:         | +2.035       | +0.0312       | 0.000        | Volts         |
| 20  | +8.5V Bus:       | +5.614       | +0.0184       | 0.000        | Volts         |
| 21  | +18V Bus:        | +7.650       | +0.0250       | 0.000        | Volts         |
| 22  | BCR Set Points:  | +2.191       | +1.0616       | 0.000        | Counts        |
| 23  | BCR Load Curs:   | -0.0244      | +0.00628      | 0.000        | Amps          |
| 24  | +8.5V Bus Curs:  | +0.00412     | +0.000773     | 0.000        | Amps          |
| 25  | +5V Bus Curs:    | +0.02461     | +0.00438      | 0.000        | Amps          |
| 26  | +X Array Curs:   | -0.01614     | +0.00232      | 0.000        | Amps          |
| 27  | -X Array Curs:   | -0.01158     | +0.00238      | 0.000        | Amps          |
| 28  | -Y Array Curs:   | +0.00278     | +0.00206      | 0.000        | Amps          |
| 29  | +Y Array Curs:   | +0.00136     | +0.00218      | 0.000        | Amps          |
| 2A  | -Z Array Curs:   | +0.00370     | +0.00209      | 0.000        | Amps          |
| 2B  | +Z Array Curs:   | -0.00793     | +0.00216      | 0.000        | Amps          |
| 2C  | Ext Power Curs:  | -0.02000     | +0.00250      | 0.000        | Amps          |
| 2D  | BCR Input Curs:  | -0.00901     | +0.00283      | 0.000        | Amps          |
| 2E  | BCR Output Curs: | +0.00663     | +0.00344      | 0.000        | Amps          |
| 2F  | Bat 1 Temp:      | +93.24       | -0.5609       | 0.000        | Deg. C        |
| 30  | Bat 2 Temp:      | +93.24       | -0.5609       | 0.000        | Deg. C        |
| 31  | Basepl Temp:     | +93.24       | -0.5609       | 0.000        | Deg. C        |
| 32  | PSK TX RF Out:   | +0.1059      | +0.00095      | +0.0000834   | Watts         |
| 33  | RC PSK TX Out:   | +0.0178      | +0.00135      | +0.0000833   | Watts         |
| 34  | PSK TX HPA Temp: | +93.24       | -0.5609       | 0.000        | Deg. C        |
| 35  | +Y Array Temp:   | +93.24       | -0.5609       | 0.000        | Deg. C        |
| 36  | RC PSK HPA Temp: | +93.24       | -0.5609       | 0.000        | Deg. C        |
| 37  | RC PSK BP Temp:  | +93.24       | -0.5609       | 0.000        | Deg. C        |
| 38  | +Z Array Temp:   | +93.24       | -0.5609       | 0.000        | Deg. C        |
| 39  | LU Bcn Temp A:   | +93.24       | -0.5609       | 0.000        | * Deg. C      |
| 40  | LU Bcn Temp D:   | +93.24       | -0.5609       | 0.000        | ** Deg. C     |

Fig. 6

DL decided to switch on the mode 5 MA units earlier, with only the beacon on during the 'JL' mode to enable 'S' mode users with small antennas to find the satellite. The transponder schedule was changed so that the mode 'S' beacon came on at MA 140. Unfortunately, whenever the 'S' mode is on, the mode 'J' 144MHz uplink receiver demonstrates dramatic desensitisation. Peter says "This effect seems to be due to some spurious signals of the mode 'S' transponder. I recall that we had the same effect last year when the Mode 'S' beacon was switched on during mode 'JL' operational transponder periods".

**James Miller G3RUH** informs us that a lunar eclipse is forecast for OSCAR-13 for 30 minutes from 2215UTC on March 26, and stations are not to use the satellite transponder at this time of depleted battery charging.

## Keplerian Elements

The sets from **Birger Lindholm** includes the first ones for 1990. Do not forget to check your sidereal times given earlier. The latest microsat set follows as

a single set for the undefined 'Microsat-4' that may be temporarily used for all the cascade, as it is believed to be central to the stream.

| Satellites          | Mean Microsats       |
|---------------------|----------------------|
| International       |                      |
| Designation         | Yet to be confirmed. |
| Object Number       | 9-05-'N'             |
| Epoch Year          | 90                   |
| Epoch Day           | 024.38180079         |
| Inclination         | 98.7167              |
| Right Ascension of  |                      |
| Ascending Node      | 100.8503             |
| Eccentricity        | 0.0012258            |
| Argument of Perigee | 210.658              |
| Mean Anomaly        | 149.3875             |
| Mean Motion         | 14.28756833          |
| Acc. Decay rate or  |                      |
| Drag Factor         | 0.00017243           |
| Epoch Orbit Number  | Rev 33               |
| Beacon Frequencies  | As given in text     |

They seem to give a reasonably good fit, but next month we shall need to give them separately, as they will have taken up discernible different pass times by then.

# Back-Scatter

## Propagation

Reports to  
Ron Ham  
Faraday

Greyfriars, Storrington, West Sussex RH20 4HE

### Solar

Please remember readers, **NEVER LOOK DIRECTLY AT THE SUN, WITH OR WITHOUT AN OPTICAL INSTRUMENT, BECAUSE IT CAN SERIOUSLY DAMAGE YOUR EYESIGHT.** Experienced astronomers project the sun's image on to a screen and then pencil in the shape and positions of any sunspots that are present at the time. Before even doing this I suggest that you get some advice from your local astronomical society about the proper way to use a projection system. Their address should be available from your public library or by writing to the British Astronomical Association, Burlington House, Piccadilly, London W1V 9AG.

While using the projection method, from locations in Edinburgh or Glasgow, **Ron Livesey** found 4 active areas on December 7, 11, 21 and 22; 6 on days 2, 25 and 28; 7 on the 4th and 26th and 8 on the 3rd. **Cmdr Henry Hatfield** (Sevenoaks), using his spectrohelioscope [a very specialised instrument], located 2 sunspot groups, 16 filaments and 11 quiescent prominences at 1233 on January 7, 1 group, 24 fils. and 11qps at 1126 on the 13th and 2 groups, 26 fils., 10qps and a medium sized semi-eruptive prominence on the sun's east limb at 1232 on the 24th. **Ted Waring** (Bristol) counted 18 sunspots on January 4 and 8.

"The h.f. bands seemed upset around the 28th/29th of December, solar flares no doubt!" wrote **John Woodcock** (Basingstoke) and **Ern Warwick** (Plymouth) heard the background noise surging on 28MHz around midday on January 2, 6, 7 and 14. **Steve Reader** (Nuneaton) heard sudden large increases of noise at 50MHz around 1215 on January 19 and Henry Hatfield recorded bursts of solar noise at 136 and 1297MHz on the 20th. Unfortunately, overcast skies prevented him using his spectrohelioscope to identify the source of the noise on the sun's disc. He also recorded large bursts of noise on 136MHz at 1146 and 1350 to 1455 on the 9th.

"The mean sunspot number for December 1989 was 165.1," wrote **Neil Clarke GOCAS** (Ferrybridge) who also supplied a graph, Fig. 1a, showing how the daily number of solar flux units ranged from around 225 at the beginning down to 165 in the middle and peaking at 285 toward the end of the month. No doubt that large rise on Neil's chart is due to the increasing number of sunspots shown in Figs. 5, 6 and 7 drawn by **Patrick Moore** at his observatory in Selsey at 1115 on December 19, 0940 on the 24th and 1105 on the 26th respectively. Although his observations were hampered by cloud on January 2, 14, 17 and 21, he was able to see that large double, Fig. 8, at 1310 on the 22nd.

### Auroral

Ron Livesey, the auroral coordinator for the British Astronomical Association, received reports of aurora described as "ray bundles" from observers in Cornwall overnight on December 1st, Denmark and West Ireland on the 4th, Mersey on the 17th, North Dakota on the 22nd and South Scotland on the 26th; "active, flaming

and flickering" from North Dakota, Mersey and North Scotland on the 1st, North Dakota on days 5, 24, 26, 30 and 31; "coronal structures, half sky" from Forres on the 17th and North Scotland on the 29th and "all-sky" from Inverness on the 29th.

The auroral effect on terrestrial radio

signals was reported by **Tony Hopwood** (Worcester) on days 12, 16, 24, 29 and 30 and by **Doug Smillie** (Wishaw) on the 1st and 30th. Ern Warwick reports "weak aurora" on the signals from the German beacon DK0WCY at 1800 on January 5, and echos on 28MHz transmissions from the North American beacon WA4DJS on

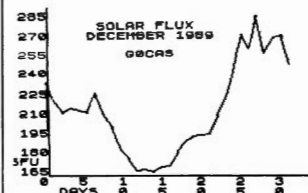


Fig. 1a



Fig. 1b

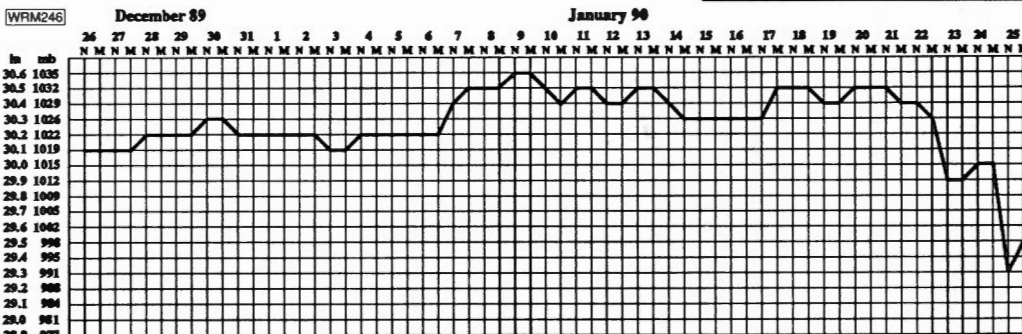


Fig. 2

|         | December |    |    |    |    |    |   |   |   |   |   | January |   |   |   |    |    |    |    |    |    |    |    |    |    |    |    |    |    |    |
|---------|----------|----|----|----|----|----|---|---|---|---|---|---------|---|---|---|----|----|----|----|----|----|----|----|----|----|----|----|----|----|----|
| Beacon  | 26       | 27 | 28 | 29 | 30 | 31 | 1 | 2 | 3 | 4 | 5 | 6       | 7 | 8 | 9 | 10 | 11 | 12 | 13 | 14 | 15 | 16 | 17 | 18 | 19 | 20 | 21 | 22 | 23 | 24 |
| AL7GQ   |          |    |    |    |    |    |   |   |   |   |   |         |   |   |   | X  | X  |    |    |    |    |    |    |    |    |    |    |    |    |    |
| DF0AAB  | X        | X  | X  | X  | X  | X  | X | X | X | X | X | X       | X | X | X | X  | X  | X  | X  | X  | X  | X  | X  | X  | X  | X  | X  | X  | X  |    |
| DL0IGI  | X        | X  | X  | X  | X  | X  | X | X | X | X | X | X       | X | X | X | X  | X  | X  | X  | X  | X  | X  | X  | X  | X  | X  | X  | X  | X  |    |
| EA2HB   |          |    |    |    |    |    |   |   | X |   |   | X       |   |   |   |    |    |    |    |    |    |    |    |    |    |    |    |    |    |    |
| EA3JA   | X        | X  | X  | X  | X  | X  | X | X | X | X | X | X       | X | X | X | X  | X  | X  | X  | X  | X  | X  | X  | X  | X  | X  | X  | X  | X  |    |
| EA6RCM  | X        | X  | X  | X  | X  | X  | X | X | X | X | X | X       | X | X | X | X  | X  | X  | X  | X  | X  | X  | X  | X  | X  | X  | X  | X  | X  |    |
| EA7PS   |          |    |    |    |    | X  | X | X | X |   |   | X       |   |   |   |    |    |    |    |    |    |    |    | X  | X  |    | X  | X  | X  |    |
| IY4M    | X        | X  | X  | X  | X  | X  | X | X | X | X | X | X       | X | X | X | X  | X  | X  | X  | X  | X  | X  | X  | X  | X  | X  | X  | X  | X  |    |
| KA30EM  |          |    |    |    |    | X  | X | X | X |   |   | X       |   |   |   |    |    |    |    |    |    |    |    | X  | X  | X  | X  | X  | X  |    |
| KA9UBX  |          |    |    |    |    |    |   |   |   |   |   |         | X |   |   |    |    |    |    |    |    |    |    |    |    |    |    |    |    |    |
| KB4UPI  | X        | X  |    | X  |    | X  | X |   | X | X | X | X       | X | X | X | X  | X  | X  |    | X  | X  | X  | X  | X  | X  |    | X  | X  | X  |    |
| KB6SVK  |          |    |    |    |    |    |   |   |   |   |   |         |   |   |   |    |    |    | X  |    | X  | X  | X  | X  | X  |    |    |    | X  |    |
| KC4DPC  | X        | X  | X  | X  | X  | X  | X | X | X | X | X | X       | X | X | X | X  | X  | X  | X  | X  | X  | X  | X  | X  | X  | X  | X  |    | X  |    |
| KD4EC   | X        | X  | X  | X  | X  | X  | X | X | X | X | X | X       | X | X | X | X  | X  | X  | X  | X  | X  | X  | X  | X  | X  | X  | X  | X  |    |    |
| KE2DI/B | X        | X  | X  | X  | X  |    | X | X | X | X | X | X       | X | X | X | X  | X  | X  | X  | X  | X  | X  | X  | X  | X  | X  | X  | X  | X  |    |
| KE5GY/B | X        | X  |    |    |    |    | X | X | X | X | X | X       | X | X | X | X  | X  | X  | X  | X  | X  | X  | X  | X  | X  | X  | X  | X  | X  |    |
| KF4MS   | X        | X  |    | X  | X  | X  | X | X | X | X | X | X       | X | X | X | X  | X  | X  | X  | X  | X  | X  | X  | X  | X  | X  |    |    | X  |    |
| KJ4X/B  | X        | X  |    | X  | X  | X  | X | X | X | X | X | X       | X | X | X | X  | X  | X  | X  | X  | X  | X  | X  | X  | X  | X  |    |    | X  |    |
| KM4MY   |          |    |    |    |    |    |   |   |   |   |   | X       |   |   |   |    |    |    |    |    |    |    |    |    |    | X  | X  | X  | X  |    |
| KW7Y/B  | X        | X  | X  |    |    |    | X |   | X |   |   | X       |   | X | X | X  | X  |    |    | X  |    | X  | X  |    |    |    | X  |    |    |    |
| LA5TEN  | X        | X  | X  | X  |    | X  | X |   | X | X |   |         | X | X | X | X  | X  |    |    | X  |    | X  | X  |    |    |    | X  |    |    |    |
| LU1UG   | X        |    |    |    | X  |    |   | X |   | X | X | X       | X |   | X |    |    | X  | X  | X  | X  | X  | X  |    |    |    |    |    |    |    |
| LU4XI   | X        |    |    |    |    |    |   |   |   |   |   |         |   |   |   |    |    |    |    |    |    |    |    |    |    |    |    |    |    |    |
| NX20/B  | X        | X  | X  | X  | X  | X  | X | X | X | X | X | X       | X | X | X | X  | X  | X  | X  | X  | X  | X  | X  | X  | X  | X  | X  | X  | X  |    |
| N8KHE   | X        |    |    |    |    |    |   |   |   |   |   |         |   |   |   |    |    |    |    |    |    |    |    |    |    |    |    |    |    |    |
| OA4CK   |          |    |    |    |    |    |   |   |   |   |   | X       |   |   |   |    |    |    |    |    |    |    |    |    |    |    |    |    |    |    |
| OK0EG   | X        | X  |    |    | X  |    | X | X | X | X | X | X       |   | X | X | X  | X  | X  |    |    |    |    | X  |    | X  | X  | X  | X  | X  |    |
| OH2TEN  | X        | X  | X  | X  | X  | X  | X | X | X | X | X | X       | X | X | X | X  | X  | X  | X  | X  | X  | X  | X  | X  | X  | X  | X  | X  | X  |    |
| PY2AMI  | X        | X  | X  | X  | X  | X  | X | X | X | X | X | X       | X | X | X | X  | X  |    |    |    | X  | X  | X  | X  | X  |    |    |    | X  |    |
| PY2GOB  |          |    |    |    |    |    |   |   |   |   |   |         |   |   |   |    |    |    |    |    |    |    |    |    |    |    |    |    |    |    |
| SK5TEN  | X        | X  | X  | X  | X  | X  | X | X | X | X | X | X       | X | X | X | X  | X  | X  | X  |    |    |    | X  | X  | X  |    | X  |    |    |    |
| VE1MUF  |          |    |    |    |    |    |   |   |   |   |   |         |   |   |   |    |    |    |    |    |    |    |    |    |    |    |    |    |    |    |
| VE2HOT  | X        | X  | X  | X  | X  | X  | X | X | X | X | X | X       | X | X | X | X  | X  | X  | X  | X  | X  | X  | X  | X  | X  | X  |    | X  | X  |    |
| VE3TEN  | X        | X  | X  | X  | X  | X  | X | X | X | X | X | X       | X | X | X | X  | X  |    |    |    |    |    |    |    |    |    |    |    |    |    |
| VE6YF   | X        |    |    | X  | X  | X  |   |   |   |   |   | X       |   |   |   |    |    |    |    |    |    |    |    | X  | X  |    |    |    |    |    |
| VK2RSY  | X        |    |    | X  | X  |    |   |   | X | X | X |         |   |   | X | X  | X  | X  | X  | X  | X  | X  | X  | X  | X  | X  | X  | X  | X  |    |
| VK5WI   |          |    |    |    |    |    |   |   |   |   |   |         | X |   |   | X  | X  | X  | X  | X  | X  | X  | X  |    | X  | X  | X  | X  | X  |    |
| VK6RWA  |          |    |    |    |    |    |   |   |   |   |   |         |   | X |   | X  | X  | X  |    | X  |    | X  | X  |    | X  | X  | X  | X  | X  |    |
| VS6TEN  |          |    |    |    |    |    |   |   |   |   |   |         |   |   |   |    |    |    |    |    |    |    |    |    | X  | X  | X  | X  | X  |    |
| WA4DJS  | X        |    |    | X  | X  | X  | X | X | X | X | X | X       | X | X | X | X  | X  | X  | X  | X  | X  | X  | X  | X  | X  | X  | X  |    | X  |    |
| WB4JHS  |          |    |    |    |    |    |   |   |   |   |   |         |   |   |   |    |    |    |    |    |    |    |    |    | X  | X  | X  | X  | X  |    |
| WC8E    | X        | X  | X  | X  | X  | X  | X | X | X | X | X | X       | X | X | X | X  | X  | X  |    | X  | X  | X  | X  | X  | X  | X  | X  | X  | X  |    |
| W3VD    | X        | X  | X  | X  | X  | X  | X | X | X | X | X | X       | X | X | X | X  | X  | X  | X  | X  | X  | X  | X  | X  | X  | X  | X  | X  | X  |    |
| W7JPI/B | X        | X  |    |    |    |    |   |   | X |   |   |         |   |   |   |    |    |    |    |    |    |    |    |    | X  | X  |    |    |    |    |
| W8FKL/4 |          |    |    |    |    |    |   |   |   |   |   |         |   |   |   |    |    |    |    |    |    |    |    |    | X  | X  |    |    |    |    |
| W8UR/B  | X        | X  | X  |    |    |    | X | X | X | X | X | X       | X | X | X |    | X  | X  |    |    |    | X  | X  | X  |    | X  | X  |    |    |    |
| W8UT/B  |          |    |    |    |    |    |   |   |   |   |   |         | X |   |   |    |    |    |    |    |    |    |    |    |    |    |    |    |    |    |
| W9UXO   | X        | X  | X  | X  | X  | X  | X | X | X | X | X | X       | X | X | X | X  | X  | X  | X  | X  | X  | X  | X  | X  | X  | X  | X  | X  | X  |    |
| Y02KHP  | X        | X  | X  | X  | X  | X  | X | X | X | X | X | X       | X | X | X | X  | X  | X  | X  | X  | X  | X  | X  | X  | X  | X  | X  | X  | X  |    |
| ZD8HF   | X        | X  | X  | X  | X  | X  | X | X | X | X | X | X       | X | X | X | X  | X  | X  | X  | X  | X  | X  | X  | X  | X  | X  | X  | X  | X  |    |
| ZL2MHF  |          |    |    |    |    |    |   |   |   |   |   |         |   |   |   |    |    |    |    |    |    |    |    |    |    |    |    |    |    |    |
| ZS1LA   | X        | X  |    | X  | X  | X  | X | X |   | X | X | X       | X | X | X | X  | X  | X  | X  | X  | X  | X  | X  | X  | X  | X  | X  | X  | X  |    |
| ZS5VHF  | X        | X  | X  | X  | X  | X  | X | X | X | X | X | X       | X | X | X | X  | X  | X  | X  | X  | X  | X  | X  | X  | X  | X  | X  | X  | X  |    |
| ZS6PW   | X        | X  | X  | X  | X  | X  | X | X | X | X | X | X       | X | X | X | X  | X  | X  | X  | X  | X  | X  | X  | X  | X  | X  | X  | X  | X  |    |
| Z21ANB  | X        | X  | X  | X  | X  | X  | X | X | X | X | X | X       | X | X | X | X  | X  | X  | X  | X  | X  | X  | X  | X  | X  | X  | X  | X  | X  |    |
| 4N3ZHK  | X        | X  |    |    |    |    |   |   |   |   |   |         |   |   |   |    |    |    |    |    |    |    |    |    |    |    |    |    |    |    |
| 5B4CY   | X        | X  | X  | X  | X  | X  | X | X | X | X | X | X       | X | X | X | X  | X  | X  | X  | X  | X  | X  | X  | X  | X  | X  | X  | X  | X  |    |

Fig. 3



# ICOM

Count on us!

## IC-725 Budget HF



- General Coverage Receiver
- 105dB Dynamic Range
- 100W Output
- DDS System
- 26 Memories
- Scanning
- CI-V Computer Control
- Semi Break-in

The new ICOM IC-725 budget H.F has been produced due to the demand for a simple, high specification transceiver. Despite the limited features, compared to more expensive equipment this set retains a superior level of technical performance necessary to operate on the H.F. bands today.

Additional features include Noise Blanker, Pre-amp, Attenuator, AGC and RIT. The DDS Sytem (Direct Digital Synthesizer) ensures fast Tx/Rx switching times, ideal for Data Communications. An A.T.U. controller is built

into the IC-725 for use with the AH-3 H.F. Automatic Antenna Tuner for mobile or base station operation.

Accessory options available are the PS-55 20A P.S.U., AH-3 Auto Antenna Tuner, UI-7 AM Tx. FM Tx/Rx Unit, FL-100 500Hz CW Filter, FL-101 250Hz CW Narrow Filter and SP-7 External Loudspeaker.

For more information on the IC-725 budget H.F. and other ICOM amateur equipment contact your nearest authorised ICOM dealer or phone us direct.

### Icom (UK) Ltd.

Dept PW, Sea Street, Herne Bay, Kent CT6 8LD. Tel: 0227 363859. 24 Hour.

**Helpline:** Telephone us free-of-charge on 0800 521145. Mon-Fri 09.00-13.00 and 14.00-17.30. This service is strictly for obtaining information about or ordering Icom equipment. We regret this cannot be used by dealers or for repair enquiries and parts orders, thank you.

**Datapost:** Despatch on same day whenever possible.

**Access & Barclaycard:** Telephone orders taken by our mail order dept, instant credit & interest-free H.P.





RSGB



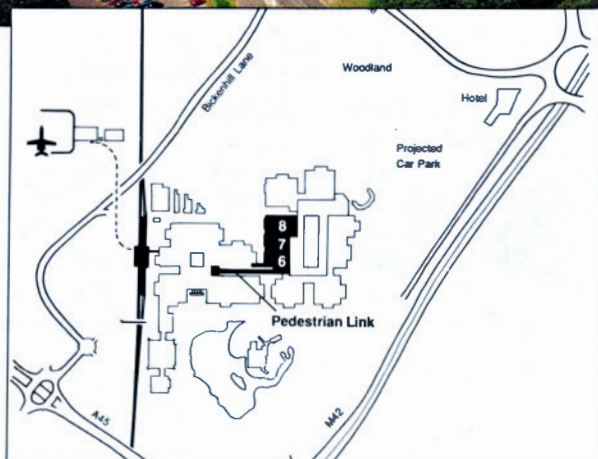
1990

... the place to be! **NEC**

# NATIONAL CONVENTION AND AMATEUR RADIO EXHIBITION

Saturday 21 April — Sunday 22 April

HALL 7, NATIONAL EXHIBITION CENTRE, BIRMINGHAM



With over 100 stands, free parking and easy access, this is the **premier** amateur radio event of the year. Full facilities are available for disabled visitors and an extensive lecture programme is offered.

**Opening times:**  
**Saturday 21st April, 10 till 6**  
**Sunday 22nd April, 10 till 5**

**Talk-in on 2 metres, S22**

**Entry fee — £2**

TRADE ENQUIRIES WELCOME

TEL 0277 225563  
office hours

# Back-Scatter

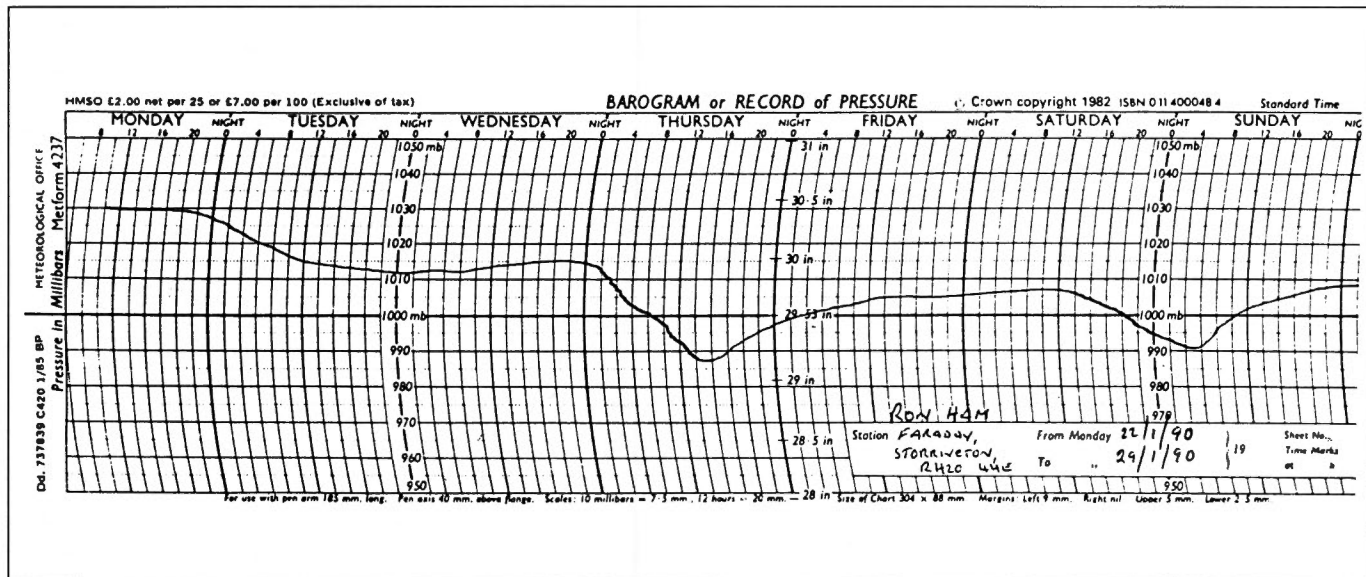


Fig. 4

the 18th and 19th and from a 'G' and two stations in the USSR on the 20th.

## Magnetic

The various magnetometers used by Tony Hopwood, Karl Lewis (Saltash), Ron Livesey, David Pettitt (Carlisle) and Doug Smillie between them recorded storm conditions at some time on December 1, 2, 3, 4, 5, 10, 12, 22, 24, 26, 27, 29, 30 and 31 and the computer print out, Fig. 1b, showing the Ap index for the month was kindly supplied by Neil Clarke.

## Sporadic-E and F2

Simon Hamer (New Radnor) received television signals from Australia (46.25MHz) and China (49.75MHz) during an 'F2' opening at 0900 on December 12 and, later in the day at 1700, logged pictures, via Sporadic-E, from Albania, Austria, Czechoslovakia, Hungary, Italy, Poland, Portugal, Scandinavia, Spain, the USSR and Yugoslavia in Band I and several East European f.m. broadcast stations between 66 and 73MHz.

## Meteor Scatter

Simon Hamer identified "pings" of pictures in Band I, via meteor trail reflection, from Czechoslovakia on December 15, Denmark on the 17th, Finland on the 27th and then added Germany, Ireland, Italy, Norway, Poland and Sweden on January 3 at the peak of the Quadrantids meteor shower. In addition he logged "pings" from the Danish f.m. broadcast transmitters at Rangstrup on the 3rd and Naestved on the 5th, and Steve Reader heard several 'pings' of signal from an unidentifiable station on 50MHz at 1225 on the 19th.

## 28MHz

The Editor, Rob Mannion G3XFD found both long and short skip on 28MHz during the early evening of January 15 when, at 1730, he worked the Editor of the American radio magazine QST, heard both sides of a QSO between stations in Scotland and the USA, worked into Italy and listened for a while to an amateur in Sweden.

Although the background noise was very quiet, Rob noted rapid fading on some signals.

## Propagation Beacons

First of all my thanks to Mark Appleby G4XII (Scarborough), Chris van den Berg (The Hague), Henry Hatfield, John Levesley G0HJL (Bransgore), Greg Lovelock G3III (Shipston-on-Stour), Ted Owen (Maldon), Fred Pallant G3RNM (Storrington), Ted Waring and Ern Warwick for their detailed 28MHz beacon logs from which I compiled the chart in Fig. 3.

Mark Appleby heard the 15W beacon DA4CK on 28.240MHz at 1530 on January 6, Greg Lovelock copied "CQ DE EA7PS BCN 1W GP QTH LAT 3638N LONG 15W PSE QSL" (28.202MHz) on January 2, "KA30EM/BCN MEADVILLE Pa." (28.205MHz) on January 7, "KA6SVKBCN 15W" (28.280MHz) on January 13, "KE5GY/BCN FIVE WATTS VERTICAL ARLINGTON TEXAS PSE QSL 73" (28.201MHz) on December 22 and Ern Warwick reports that PY2GOB and ZS1LA have been transmitting on 28.221MHz and 28.275MHz since October 10 and January 4 respectively and copied "VUV DE KA9UBX/BCN WEST BEND, WI. 2WATTS VERT" on 28.224MHz at 1510 on the 7th. Ern also logged signals, almost daily from the beacons in Brazil (PY2AMI) and Italy (IK6BAK) on 24.931 and 24.915MHz respectively, OH2B, ZS6DN/B and 4X6TU/B on 14.100MHz and DK0WCY on 10.144MHz. Among those he heard less frequently between December 31 and January 20 were JA2IGY, KH60/B and 4U1UN/B on 14.100MHz.

## Tropospheric

The slightly rounded atmospheric pressure readings for this period, Fig. 2, were taken at noon and midnight from the Short and Mason barograph installed at my home in Sussex. Apart from January 23, the pressure remained above 30.0in (1015mb), often higher between 30.4in (1029mb) and 30.6in (1036mb), from December 26 to January 24 when it suddenly fell to 29.2in (988mb) around 1500 on

WRM227




Fig. 5




Fig. 6

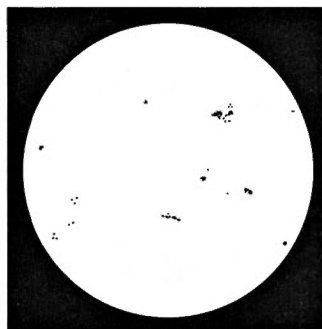


Fig. 7




Fig. 8

the 25th, Fig. 4, as the ferocious storm with hurricane force winds crossed the British Isles causing so much damage and loss of life. It began rising again at 1600 reaching 29.5in (998mb) by midnight. The pressure change for the second, thankfully less severe, storm is traced between 1600 on the 27th and 0800 on the 28th.

Simon Hamer found conditions good for DX on January 4 when he logged f.m. broadcast signals from the Benelux countries and Eire and pictures from Belgium, France and Holland in the u.f. band and I logged several co-channel "warbles" and at least 7 foreign voices in Band II at 1025 on the 19th, and BBC Radios Bristol and WM and a Belgian station all around 95.5MHz at 0845 on the 21st.

## 934MHz

"The usual Christmas morning greetings net was enjoyed by a considerable number of stations over flat conditions," wrote Terry Wyatt UK-845 from Walton on Thames. The high atmospheric pressure in early January, which peaked at 1032mb (30.5in) on the 8th, meant contacts for Terry between his home in Surrey and stations in Wokingham (Berks), Watford (Herts) and a mobile at Brighton in Sussex.

FOR THE VERY LATEST IN WHAT'S  
HAPPENING IN THE WORLD OF  
AMATEUR RADIO,  
CALL WIRELESS-LINE ON (0896) 654632  
Calls charged at 30p per minute peak,  
25p per minute off-peak.



# Back-Scatter

## Broadcast Round-up

Reports to  
Peter Shaw

With dramatic events continuing in the East, short wave radio once again proves how useful it is as a primary source of information. A clandestine station called 'Azadlyk' or Freedom sprang up in mid-January in Azerbaijan, and was even reported by the Soviet news agency Tass. It seems that the station operated on frequencies used by the Mayak second programme from Moscow, assuring it of large audiences.

Meanwhile, an independent radio station has started in Lithuania. Called M1 (standing for music, and the first independent station in the Soviet Union), it is run by just four people, and can be heard within a 150km radius of Vilnius. Equipment for the station was provided by the West German station SDR, the Ritter Sport confectionery firm and the German social democrats.

Few people doubt that Germany will be reunified in the very near future and it is very interesting to speculate what will happen to international broadcasting then. Currently, there are three international broadcasters in East and West Germany - Radio Berlin International, Deutsche Welle and Deutschlandfunk. The latter two emanate from smart, modern facilities in the city of Cologne, with high power transmitters in Germany and at overseas relay bases, whilst RBI has the benefit of being located in what will undoubtedly be the new capital of Germany, but with outdated studios and transmitters. As with the rest of East German industry and commerce, much capital will need to be injected into RBI in order to bring it up to the standards currently enjoyed by its Western counterparts. And what will the new station be called. DW Berlin perhaps?

We have reported on closer ties between Poland and broadcasters overseas, and now concrete evidence of this is provided by an agreement between Polish radio's first programme and the voice of America, whereby several VoA programmes are to be rebroadcast on Polish Radio, including VoA News In English and Polish at 2348 for ten minutes every day, a press review programme on Mondays at 1125, a Top Ten pop music programme at 1410 on Saturdays and *American Polonia Speaking* at 0945 on the fourth Tuesday of the month. Polish Radio's

first programme is carried on 225kHz, long wave.

The Voice of Nigeria is reported to be about to reactivate its 500kW transmitters in order to bring the station to international standard. Priority for the rejuvenated station will be an African audience, with languages spoken on the continent the prime focus, including English and French. The station has been operating with reduced facilities for some years, with just one of its five 500kW senders operating at half power. The Voice of Nigeria also has one 300kW and two 100kW senders.

The Swedish Riksdag or Parliament has authorised the installation of three new h.f. transmitters for Radio Sweden to replace the ageing equipment at Hoerby and Karlsborg. The new transmitters may be ready by 1994, which reprieves the station from premature closure at the end of 1994 since the current transmitters contain pcbs in oil and it will be forbidden to use such equipment in Sweden from the beginning of 1995.

In Switzerland, the long running saga of new transmitting sites for Swiss Radio International seems to have hit another snag. The Swiss authorities intend to build four transmitters north of Lausanne near Mount Jorat, but local residents in the western Swiss Canton of Vaud are to submit a petition to the Swiss Communications Minister.

### European Stations

All times UTC (=GMT)

The current schedule for Radio Sofia, in Bulgaria, includes English transmissions :  
0400-0500 on 9.70 & 7.115MHz  
0730-0800 on 17.825, 15.160 & 11.720MHz  
1530-1630 on 15.37, 11.84 & 11.735MHz  
1830-1930 on 15.37, 11.84 & 11.735MHz  
1930-2000 on 9.70, 7.155 & 6.07MHz  
2130-2200 on 9.70, 7.155 & 6.07MHz  
2230-2330 on 11.68 & 9.70MHz

In the Soviet Union, Radio Moscow has introduced two new 30 minute broadcasts in Romanian at 1230 and 1400 on 9.795, 7.38

and 4.895MHz increasing the total output from 35 to 42 hours each week in Romanian.

Estonian Radio has started a new service for seamen and has asked for reception reports from around the world using the frequency of 5.925MHz on Sundays alternately in Estonian and Russian from 0700. Listeners are invited to telephone the studio whilst the programme is on the air on 43-44-91. An address, together with telex, FAX, and telephone numbers were given:

Estonian Radio, Lomonosova 21, Tallinn 200001, USSR, Telex 173-271, FAX 43-41-72 and telephones 43-44-24 and 43-43-39.

Radio Station Peace and Progress seems to have stopped Indonesian language transmissions which until January were heard on Tuesdays and Wednesdays. Instead, Radio Moscow's Indonesian language programmes have been extended to 60 minutes in line with transmissions during the rest of the week.

### Middle Eastern and African Stations

Iran is currently transmitting English :  
1130-1225 on 11.79, 9.685, 9.61 & 9.52MHz

1930-2030 on 11.865, 9.022 & 6.03MHz

Israel has English broadcasts:  
0000-0030, 0100-0125, 0200-0225 on 11.605, 9.93 & 9.435MHz

0500-0515 on 17.63, 15.485, 11.655, 11.588 & 9.435 MHz

1100-1130 on 21.78, 17.59, 17.578, 17.575, 15.65, 15.485 & 11.585MHz

1800-1815 on 11.655 & 11.585MHz

2000-2030 on 17.63, 15.64, 15.485, 13.75, 11.605 & 9.435MHz

2230-2300 on 15.615, 13.75, 11.605, 9.93 & 9.435MHz.

The Voice of Israel has easy Hebrew lessons daily at 1830 for 20 minutes on 11.655 and 11.585MHz.

If you are looking for some obscure languages, Israel might be the station to tune into; on Tuesday and Thursday at 1330, 21.79 and 17.575MHz beamed to the Middle East

carry Temanite, whilst on Sunday and Wednesday at 1445 for ten minutes, Tat may be heard on 21.79, 17.685, 17.575, 17.64 and 15.485MHz beamed to Europe and the Americas.

Radio RSA has moved its early evening English broadcast from 1800 to 1900 and changed frequency to 17.765 and 15.23MHz.

Radio Omdurman has moved just 10kHz up to 11.635MHz, in parallel with 9.54MHz between 0330 and 2100.

### Asian and Pacific Stations.

Radio Afghanistan has started to use the channel of 4.975MHz for its first programme, in parallel with the long established frequency of 4.74MHz. The new frequency may have replaced 3.965MHz which has carried the first programme for some time.

Meanwhile, English services from Radio Afghanistan to Europe seem to have been increased from 30 to 60 minutes daily. Transmissions are now at 1830 until 1930 on 6.02, 7.215 and 9.635MHz.

Radio Bangladesh has English transmissions to Europe:

0800-0830 & 1230-1300 on 11.705 & 15.195MHz.

1815-1900 on 15.255 & 11.705MHz.

Bengali to Europe follows the evening English broadcast at 1915 until 2000 on the same channels.

English news broadcast by the Bhutan Broadcasting Service has been heard on nominal 5.025MHz (actually noted on 5.023MHz) at 1415, with sign-off at 1500.

Taiwan's Voice of Free China which has transmitters in the Republic and uses facilities of WYFR in Florida, broadcasts in English at 2200 for 60 minutes daily on 15.37, 11.805 and 9.8525MHz.

Standard Chinese from VoFC to Europe may be heard at 1900 on 17.845, 15.44 and 15.37, and at 2200 on 11.86, 9.765 and 9.51MHz with both transmissions lasting for 60 minutes.

The Voice of Vietnam has returned to its 12MHz channel for most of its broadcasts, including English at 1600 (to Africa), 1800, 1900, 2030 and 2330 when 12.02 and 9.84MHz are used for the 30 minute transmissions.

# Back-Scatter

## ATV

Reports to  
Andy Emmerson G8PTH  
71 Falcutt Way  
Northampton NN2 8PH

News this month of progress on the amateur television repeater scene.

First of all, the Emley Moor repeater, south of Leeds in Yorkshire. On the problem from GB3ET has suffered a loss of signal to the south-east. Ken G8VDP first reported the problem and then set off up the tower to investigate the problem. Everything in the turret room was found to be functioning well, but a look at the antenna itself soon revealed the problem. The antenna is mounted on a YTV mast on the north east of the tower and points east into what was the clear, but the tower has now grown a new dish on the east of our TX antenna and this dish completely obscures any r.f. to the south-east. At present they are not sure how they are going to fix this problem but you can rest assured that they will find a fix - "We have come too far to lose all our south-east viewers", says Trevor G8CJS.

The transmitter has been changed for a free running Solent unit on loan from G6LIC, which is proving to be more stable than the Wood & Douglas TVT 1240 used

before, so they have invested in a crystal-locked version. This is now being completed by Clive G8EQZ and will shortly go into service. Ant Products (Derek Simpson) has now almost finished the new receive antenna which is the same design as the transmit antenna and this will go into service in due course.

The loaned satellite receiver is still in service but again Clive G8EQZ is looking into a better one, so until then users will have to put up with the low deviation in repeat mode.

Flushed with success at now being able to radiate colour signals from the new transmitter, Trevor has rebuilt the logic so that eight different test patterns are now being radiated. The pages rotate in sequence and include News, Coming Events and a very large ET caption for the hard of viewing. Page 8 has a very large K and is only displayed when someone has accessed the repeater and dropped out. The K is maintained for about 10 seconds, so it is possible to get back from TX to RX in the most antiquated of stations

and see proof of having got in. The 10 seconds is interruptible by any other incoming signal, and so does not hold up QSOs. On the finance front they have had one or two further donations, one from G6RIL who will shortly be seen on the repeater with a Wood & Douglas RX and Solent TX and SC1040 p.a. Producing software and e.p.r.o.m.s takes up a lot of time but generates some income for the repeater, so it must be worthwhile! One of the prominent features of the BATCs convention at Harlaxton in May is the Bring and Buy stall, which this year will be managed and run by GB3ET. This will mean a lot of work for the group but they get to keep the commission charges so it will swell funds.

On the organisation front a committee has been formed, and the meetings are held monthly at Woolly Edge Services on the M1 (northbound). If you are interested please get in touch with either Barry or Trevor. Barry G6LIC can be reached on (0924) 822605 and Trevor G8CJS can be reached on (0532) 670115.



# Back-Scatter

## New Proposals

Several schemes for new television repeaters are in the offing. These include GB3TN at Fakenham, GB3TT at Bolsover, GB3DV 'somewhere in Dorset' (all these are 24cm) and GB3XT (10GHz) near Burton-on-Trent. I have contacts for the last two, in case you'd like to offer assistance or support. For the Dorset repeater you should get in touch with Les G0FAJ, 29 Overlands Road, Wyke Regis, Weymouth, Dorset. Bob Platts G80ZP is your man for GB3XT, and he is at 8 Station Road, Rolleston on Dove, Burton-on-Trent, Staffs DE13 9AA.

In addition, the Rugby TV repeater is set to move from Barby to a higher spot near Coventry. There was a scheme for a TV repeater covering Oxford and the Vale of Aylesbury but that seems to have gone quiet lately. But if you know different ...

## Repeater Roster

Just to keep you up-to-date, here is a list of TV repeaters already on the air, compiled from the RSGB's Repeater Report. The format is repeater callsign, channel, location, the callsign of the person to contact for further information (see callbook) and status in January 1990.

|                        |                     |
|------------------------|---------------------|
| GB3AF RT2 Durham       | G1FBY temp off air. |
| GB3CT RT2 Crawley      | G4ZPP operational.  |
| GB3GT RT2 Bellahouston | GMD0GB operational. |

|                          |                     |
|--------------------------|---------------------|
| GB3GV RT2 near Leicester | G0CND low power.    |
| GB3HV RT3 High Wycombe   | G4CRJ operational.  |
| GB3NV RT2 Nottingham     | G6YKC operational.  |
| GB3PV RT2 Cambridge      | G4MDC temp off air. |
| GB3RT RT2 near Rugby     | G6IQM operational.  |
| GB3TG 10G Milton Keynes  | G4NJU licenced.     |
| GB3TV RT2 Dunstable      |                     |
| Downs                    | G4ENB operational.  |
| GB3UD RT2 Stoke-on-Trent | G8KUZ operational.  |
| GB3UT RT1 Bath           | G8CPF AM TV         |
|                          | beacon only.        |
| GB3VI RT1 Hastings       | G4BCD AM,           |
|                          | operational.        |
| GB3ZZ RT2 Bristol        | G8VPG operational.  |

All these use f.m., except GB3UT and GB3VI. I'd welcome news from any of these groups, also any updates and additions.

## Andy's Soapbox

The more I look at the way amateur television is going, the more I see repeaters as the future. I am not convinced they are entirely for the best, but they certainly promote activity and encourage newcomers to the hobby, people who may be unable or unwilling to set up a more elaborate station for Simplex contacts. Pressure on the lower u.h.f. bands is bound to increase, almost inevitably from the packet radio people, who have given amateur radio a 'high-tech' image and a degree of street credibility that it was lacking for a while.

I won't bore you with my views on packet except to say that I think it is killing off 'real radio' and causing very real QRM to our video mode. We should seek to reach an accommodation with the PR brigade and learn to live together, and not ignore the situation.

But changing technology will inevitably determine the way our hobby moves, regardless of what other modes do, and I am convinced we shall all be moving to 10GHz soon. Even five years ago that sounded like arrant rubbish: you needed a degree in microwave technology and a G3 callsign to work X-band, and even then you could only make it work with a monster dish on a war-surplus tripod from some mountain-top in north Yorkshire or Wales. Now it's all different: there are small dishes, surplus satellite TV receivers at silly low prices and Solfan heads for £5. You'll be able to put together a complete station for well under £100 and some kind soul will put up a TV repeater on a tower block in nearly every major town. These repeaters will be linked on 2.3GHz and by tapping out a few touch-tone digits on a keypad mike, you'll be able to hook yourself through to another TV repeater 120km away or more. Too bad that your QSO partner is not monitoring currently, but some things never change in amateur radio. Am I right or am I right? Drop me a line and express your own point of view!

## Good (quality) News

Are you an ATV junkie? Do you flick through the ATV literature voraciously and still want more after that? Well, how about an off-beat idea? Join another repeater group! (Sevenside Group members stop reading now ...)

I say this because I am continually impressed by the quality and quantity in P5, the newsletter of the Sevenside ATV Group, and it seems a crime that most ATVers don't get to see it! Recent issues have included an excellent series on video editing, books reviews, how to get the best out of a Solent transmitter and a low-cost DTMF (touch-tone) encoder. You get an extremely worthy 10-page effort every quarter and by subscribing you are also supporting the work of the repeater group. For details send an s.a.e. to Shaun O'Sullivan G8VPG, 15 Witney Close, Saltford, Bristol BS18 3DX. Don't forget the group sells admirable antennas, pre-amps and f.m. TV transmitters for 24cm: again, an s.a.e. to G8VPG will bring you details.

## Sign-off

Once more that's another session over. Please continue to send in your comments, reports and letters ready for the next article. Thanks.

# Wanna Swap!

Have many valves. Would exchange for complete copy of *Wireless World Radio Valve Data* seventh edition by Illife Books of 1961-4. Also wanted a comprehensive CV to civilian valve conversion book. R Southall. Tel: (0526) 20520.

Have Yaesu FRG-7000, 0.25-30MHz receiver in very good condition. Would exchange for a v.h.f. receiver or scanner. Paul Forrester. Tel: (0946) 823797.

Have Eddystone 840 receiver, as new, no screwdrivers or soldering iron near it, plus Telequipment Lab scope with workshop manual, also JVC stereo keyboard KB300B. Would exchange for Airmec C864 or old gramophone. L Conway. Tel: 01-594 7840.

Have Icom and Pye v.h.f. and u.h.f. equipment, looking for T1154 and WWII indicator units No 6, 62, 162, 184, etc., w.h.y? E. Green G4EZM. Tel: Blackpool 47176.

Have AVO Model 8 Mk 3 multimeter. Would exchange for Datong D70 Morse tutor. Dave MacLiver. Tel: Ayr 520925.

Have an American model handie 144MHz portable and 7.2V 600mA battery pack complete with speaker mic. Would exchange for a video camera. Paul Daly. Tel: 01-961 6627.

Have Trio TS-510. Would exchange for a 144MHz multi-mode or dual band mobile rig. Would also consider other options. Dave McLachlan, 71 Ellfield Court, Northampton NN3 4LS or leave a message on @GB7AAA for G1BGF.

Have Collins R351 (430MHz) receiver, BC1000 (WS31), Commodore Pet computer; components from post WWII era including tens of valves, coils on ceramic formers, h.d. transformers. Would exchange for any of: TX12, a.t.u. matching unit TX12, B47, R216 or Pye Westminster. P Webra G7FXO. Tel: Swanage 425805 evenings.

Practical Wireless, April 1990

Have R206. Would exchange for FRT-7700 a.t.u., FRV-7700 v.h.f. convertor and matching speaker. Cash adjustment available. Keith Heslton, 3 Upavon Court, Penhill, Swindon, Wilts SN2 5HD.

Have Philips 4307 7in reel-to-reel recorder, or Eddystone 740 RX. Would exchange for Eddystone EA12 or 888A amateur only receiver. R. Kay G3NSW. Tel: Manchester 759 7084.

Have 26in Telefunken (similar to Telfunken FE709) in good condition and working order. It has v.h.f. and u.h.f. tuning with scales and full circuit diagram. I could deliver in the Warrington area. Would exchange for computer equipment, w.h.y? D. Bisset. Tel: Warrington 62410.

Have PRO 2009 v.h.f./u.h.f. base scanner and manual. Would exchange for an Era Microreader or Sony ICF or similar receiver, or w.h.y? D. Simpson, 42 Wareham way, Crook, Co. Durham DL15 0NG.

Have DX40U and VF1U. Would exchange for anything v.h.f./u.h.f. or ATV. Tony Williams, 26 Aston Avenue, Winsford, Cheshire CW7 2HX.

Have Racal RA218 s.s.b. adapter. Would exchange for accessories, w.h.y?, for the RA17. M. Swan. Tel: Norwich 622290.

Have sailing dingy, an easy to handle catamaran, with 7m glass fibre hulls and marine ply decking. Complete with aluminium mast, stainless steel rigging, red sails and a towing trailer to a value of £550. Would exchange for a 430MHz multi-mode transceiver and accessories to similar value, or h.f. transceiver with full receive coverage of 1-30MHz. Would also consider 50MHz or 70MHz transceiver of similar value. M. Overton. Tel: 091-388 5936 evenings or weekends.

**Send your swaps to our editorial offices in Poole. No traders... we do check.**

# Classified Ads

*Whilst prices of goods shown in advertisements are correct at the time of going to press, readers are advised to check with the advertiser both prices and availability of goods before ordering from non-current issues of the magazine*

## Service Sheets

## Valves

39 Highlands Rd, Horsham, Sussex RH13 5LS  
(callers by appt only)  
Office hours mon-fri 9am-5.30pm

## Antennas

## Kits

## Components

## Wanted

**934MHz HAND HELD RADIO** (Transceiver). Good price paid for good unit. Ring (0892) 863651 (Kent). Thankyou.

**ORDER FORM** PLEASE WRITE IN BLOCK CAPITALS

**CATEGORY HEADING.....**

[illegible]

## For Sale

**QSL CARDS.** Individual and personal designs. In 1/2 3 colours. A new service from K CARDS. Send SAE for details to 289 Church Street, Blackpool FY5 3HJ.

**R. F. BYRNE QSL DESIGN!** from £5. S.A.E. for details: G6MEN P.O. Box 32 Shrewsbury SY1 1ZZ.


**ELECTRONIC KEYS** - PEK1. Built and tested PCB Module. Only £22 (inclusive). For full specification send SAE to PROELECTRON, 35 Cromwell Road, Cheltenham, GL52 5DN.

**TRANSCIVER VOX** circuit. Simply connect between microphone and transceiver. Send s.a.e. for details (state make/model of transceiver). PROELECTRON, 35 Cromwell Road, Cheltenham, GL52 5DN.

**ROBOT 400 SSTV TX/RX £300.** Also ROBOT 800 SSTV, CW, ASCII, RTTY terminal £200. Both perfect. Ring Dave 021-552 7560.

**250 RADIO, ELECTRONICS AND TV FOR SALE.** Elector, Everyday Electronics, Practical Wireless, Television, Wireless World, Popular Communications (USA) and others. £1.50 per journal including postage. Send s.a.e. stating journals wanted. Immediate reply. C.B. BOVILL, 12 Gorselands Close, Dartnell Park, WEST BYFLEET, Surrey KT14 6PU.

**RCS VARIABLE VOLTAGE D.C. BENCH POWER SUPPLY**  
1 to 24 volts up to half amp. 1 to 20 volts up to 1 amp. 1 to 16 volts up to 1 1/2 amps.  
D.C. Fully stabilised. Twin panel meters or instant voltage and current readings.  
Overload protection.



Full variable.  
Operates from 240V A.C.  
Compact Unit size 9 x 5 1/2 x 3ins.

**£42**  
Incl. VAT + Post £2.

**RADIO COMPONENT SPECIALISTS**  
337 Whitehorse Road, Croydon SURREY, U.K.  
Tel: 01-684 1665  
List. Large S.A.E. Delivery 7 days Callers Welcome Closed Wednesday

**VALVES FROM 1939-1969** UK and USA s.a.e. for list. All cheap, no VAT. A. BIKER "Bradgate", 9a Tudor Hill, Sutton Coldfield, West Midlands B73 6BD.

**TWO HANDHELD SCANNERS** Tandy Realistic PRO30 £80. Tandy Realistic PRO34 + mains charger Ni-cad batteries £150. Both receive aircraft and many other services, owners manual supplied. Send correspondence to Practical Wireless, PO Box 19. Enefco House, The Quay, Poole Dorset BH15 1PP.

## INDEX TO ADVERTISERS

AH Supplies ..... 64  
AKD ..... 64  
ARE Communications ..... 20, 21, 32  
Aerial Techniques ..... 68  
Arrow ..... 17

Birkett, J ..... 60  
Bredhurst Electronics ..... 9

CPL ..... 48  
Cambridge Kits ..... 48  
Centre Of England Rally ..... 37  
Circuit ..... 36  
Colomoir ..... 48

Datong ..... 60  
Dewsbury ..... 52, 53  
Dressler Communications ..... 74

ERA ..... 48  
Elliott Electronics ..... 60

Garex ..... 10, 36

Henry's Audio ..... 51  
Howes, CM Communications ..... 47

ICS Electronics ..... 12  
ICS Intertext ..... 60  
Icom (UK) ..... 4, 5, 77, Cover iii

Lake Electronics ..... 60  
Langrex Supplies ..... 12

## Computer Soft/w & Hard/w

### ATARI ST New for the Atari ST computers MORSE DECODER

Now you can use your Atari ST to decode morse "OFF AIR"! Incoming morse is decoded and displayed on the screen, and may also be saved to disc or sent to your printer. The program is self tracking. An interface to the RS232 port is required, and can be supplied ready built with connectors fitted.

PROGRAM ONLY, ON DISC ..... £10.00  
PROGRAM & INTERFACE ..... £20.00  
PROGRAM, INTERFACE & C. W. FILTER WITH A. G. C. ... £35.00

For further details of these and our other products, send a s.a.e. or see earlier advertisements.

**J. & P. ELECTRONICS LTD.**

Unit 45, Meadowmill Estate, Kidderminster DY10 1HH  
Tel: (0562) 753893

**COMMODORE COMPUTERS** (+4, C16, 64, 128). "MICROCOM" cw/rtty tx/rx with superb Morse tutor. "TURBO LOG" ultimate high speed station log. "MICROCOM INTERFACE" ready built. S.A.E. to:- Moray Micro Computing, Enzie Slackhead, Buckie, Moray, AB5 2BR. (Tel. 0542 7384).

**IBM/COMPATIBLE SHAREWARE CATALOGUE**, 7000 + files, wordprocessors, spreadsheets, communications, Ham & games. Send £1.50 or 2 disks & return postage. AK SHAREWARE, 54 Sheldrake Road, Christchurch, Dorset BH23 4BP.

### PC SOFTWARE BY G4BMK

RTTY: £15, AMTOR: £30, AMTOR+RTTY: £40, SPLIT SCREEN, SCREEN COLOURS SELECTABLE, FAST SYNCHRONIZING, SUPERB AUTO-PRINT, CLOCK, DISC LOGGING, FILE SEND MODE, PRINTING ETC. USE WITH ANY T.U. SUCH AS ST5, OR OUR OWN: £68 AM7911 MODERN CHIP - SPECIAL PRICE - £11. DRAGON 32/64 AND CBM 64/128 - PLEASE ENQUIRE.

**GROSVENOR SOFTWARE (PW),**  
2 BEACON CLOSE, SEAFORD,  
E. SUSSEX BN25 2JZ.  
TEL: (0323) 893378

**PK-232** Advanced Electronic Applications Inc. data terminal unit. £175 o.n.o. 3 1/2" disc PC-PAKRATT & PC-FAX software also available. Phone Mike on (0572) 812447.

Lee Electronics ..... 42

Magnum Rally ..... 31  
Maplin Electronics ..... Cover iv, 11  
Merlin Systems ..... 64

Nevada Communications ..... 2  
Norbeck Rally ..... 73

RN Electronics ..... 38  
RSGB ..... 78  
RST Valves ..... 12  
Radio Shack ..... 88  
Randam Electronics ..... 73  
RAS Nottingham ..... 73  
Raycom ..... 26, 27  
Revco Electronics ..... 51

SRW Communications ..... 73  
SSC ..... 73  
Siskin ..... 31  
South Midlands Communications ..  
..... Cover ii, 6, 7, 8, 87  
Spectrum Communications ..... 38  
Stephens James ..... 12

Tandy ..... 48  
Technical Software ..... 31  
Tennamast ..... 32

Ward Reg & Co ..... 38  
Waters & Stanton ..... 68, 69

## Educational

**COURSE FOR CITY & GUILDS**, Radio Amateurs Examination. Pass this important examination and obtain your licence, with an RRC Home Study Course. For details of this and other courses GCSE, Career and professional examinations, etc.) write or phone: THE RAPID RESULTS COLLEGE, Dept. JX31, Tuition House, London SW19 4DS. Tel. 01-947 7272 (9am-5pm) or use our 24hr Recordcall Service: 01-946 1102 quoting JX31.

**ELECTRONICS WORKSHOP** Repairs, rebuilds, modifications, advice. Specialists in valve equipment. See also PAYL School. Green G1NAK Chylean, Tintagel, Cornwall. (0840) 212262.

**R.A.E. PAY AS YOU LEARN** Correspondence. £2 Per lesson includes tuition. See also Electronics Workshop. Green C. Eng., M.I.E.E. Chylean, Tintagel, Cornwall. (0840) 212262

## Veteran & Vintage

**THE VINTAGE WIRELESS BOOK LISTING.** Published regularly containing 100s of out of print, old and collectable wireless and T.V. books, magazines etc. Send two first class stamps for next copy or £1.50 for next 4 issues. **WANTED**, Pre-1960 wireless books, magazines, catalogues, any printed material or ephemera relating to wireless. CHEVET BOOKS, 157 Dickson Road, Blackpool, Lancashire FY1 2EU. Tel: (0253) 751858.

**FOR VALVES, SERVICE DATA, AMPLIFIERS AND RADIOS**, Try The Vintage Wireless Co., first. Send for free information package. 1990 Catalogue available April £4.00. Cosham Street, Mangotsfield, Bristol BS17 3EN. Tel: 0272 565472.

**FOR SALE** Radio Valves and service sheets. 4 Stainecross Avenue, Huddersfield. (0484) 651408.

## Miscellaneous

**GZVF LOOP ANTENNAS COMPLETE WITH ATU FOR H.F. HAM RADIO BAND TRANSMISSION** (SWR One to One 40, 15 and 10 and One Point Five to One 80 and 20) AND SWL's, AND LONG AND MEDIUM WAVE BANDS FOR BCL's. Loops 21 inches square or triangle. No special skills required. Circuits, Parts Lists with inches of supply assembly data. **HIGH FREQUENCY LOOP** 80 to 10 Metres £5. **LONG AND MEDIUM WAVE LOOP** for BCL's £3. **LONG WAVE MEDIUM WAVE AND SHORT WAVE LOOP** 1500 to 10 Metres **FOR THE BCB AND SWL £8**. **SHORT WAVE ATU FOR LOOP OR LONG WIRE ANTENNA £4**. **SHORT WAVE ATU BUILT IN PRE AMP FOR LOOP OR LONG WIRE £7**. Pre-amp LW, MW and SWAVE £2. **MW LOOP** with pre amp ATU £3. **PRE AMP FOR GZVF HF LOOP** or ATU £4. SAE details. All projects DIY. Metal Detector £2. Photocopy HRO manual £4. F.G. Rylands, 39 Parkside Avenue, Millbrook, Southampton SO1 9AF Tel. (0703) 775064.

**HEATHKIT U.K.** Spares and Service Centre. Cedar Electronics Unit 12, Station Drive, Bredon, Tewkesbury, Glos. Tel: (0684) 73127.

### RADIO BOOKS FREE CATALOGUE

**LARGE RANGE OF BOOKS COVERING SHORT WAVE LISTENING, AERONAUTICAL, MARITIME, AMATEUR, UTILITY STATIONS ETC.**

**INTERBOOKS #490, 8 ABBOT STREET, PERTH PH2 0EB. TEL: (0738) 30707**

### THE SCIENTIFIC WIRE COMPANY

811 Forest Road, London E17. Tel: 01-531 1568

#### ENAMELLED COPPER WIRE

| SWG      | 1lb   | 8oz  | 4oz  | 2oz  |
|----------|-------|------|------|------|
| 8 to 34  | 3.63  | 2.09 | 1.10 | 0.88 |
| 35 to 39 | 3.82  | 2.31 | 1.27 | 0.93 |
| 40 to 43 | 6.00  | 3.20 | 2.25 | 1.61 |
| 44 to 47 | 8.67  | 5.80 | 3.49 | 2.75 |
| 48       | 15.96 | 9.58 | 6.38 | 3.69 |

#### SILVER PLATED COPPER WIRE

|          | 10 lb | 5.20 | 2.93 | 1.97 |
|----------|-------|------|------|------|
| 14 to 30 |       |      |      |      |

|                   | 3.97 | 2.41 | 1.39 | 0.94 |
|-------------------|------|------|------|------|
| 14 to 30 Fluxcore |      |      |      |      |

|        | 5.90 | 3.25 | 1.82 | 0.94 |
|--------|------|------|------|------|
| Solder |      |      |      |      |

Post free, please add VAT @ 15%. Orders under £3.00 add 50p. SAE for list of copper and resistance wire.

Dealer enquiries welcome.

**CALL MARCIA BROGAN ON 0202 676033 FOR ALL YOUR ADVERTISING QUERIES**



# BOOK SERVICE

## HOW TO ORDER

**POST AND PACKING:** add 75p for one book, £1 for two or more books, orders over £25 post and packing free, (overseas readers add £1.50 for one book, £2.50 for two or more for surface mail postage) and send a postal order, cheque or international money with your order (quoting book titles and quantities) to **PW Publishing Limited, FREEPOST, Enefco House, The Quay, Poole, Dorset BH15 1PP.** Please make your cheques payable to Practical Wireless, payment by Access, Mastercard, Eurocard or Visa also accepted on telephone orders to Poole (0202) 665524. Books are normally despatched by return of post but please allow 28 days for delivery. Prices correct at time of going to press. Please note: all payments must be made in Sterling.

\* A recent addition to our Book Service. O/P = Out of print, O/S = Out of stock.

## RADIO

### AIR & METEO CODE MANUAL

10th Edition

Joerg Klingenfuss

Detailed descriptions of the World Meteorological Organisation Global Telecommunication System operating FAX and RTTY meteo stations, and its message format with decoding examples. Also detailed description of the Aeronautical Fixed Telecommunication Network amongst others. 289 pages £14.00

### BETTER RADIO/TV RECEPTION

A. Mallawalla, A. T. Cushen and B. D. Clark

An Australian book giving guidance and advice to listeners seeking reliable reception of distant radio stations, and to DX listening hobbyists. 134 pages. £9.95

### BETTER SHORTWAVE RECEPTION (USA)

W. S. Orr W6SAI and S. D. Cowan W2LX

Receivers, antennas, propagation, DX listening techniques for the short waves and v.h.f. 158 pages. £5.50

### PASSPORT TO WORLD BAND RADIO 1990

This book gives you the information to explore and enjoy the world of broadcast band listening. It includes features on different international radio stations, receiver reviews and advice as well as the hours and languages of broadcast stations by frequency. 398 pages. £12.95

### SCANNERS (Third Edition)

Peter Rouse GU1DKD

A guide for users of scanning receivers, covering hardware, antennas, accessories, frequency allocations and operating procedures. 245 pages. £7.95

### SCANNERS 2

Peter Rouse GU1DKD

The companion to Scanners, this provides even more information on the use of the v.h.f. and u.h.f. communications band and gives constructional details for accessories to improve the performance of scanning equipment. 216 pages. £9.95

### SHORT WAVE RADIO LISTENERS' HANDBOOK

Arthur Miller

In easy-to-read and non-technical language, the author guides the reader through the mysteries of amateur, broadcast and CB transmissions. 207 pages. O/P

### RADIOTELETYPE CODE MANUAL

10th Edition

Joerg Klingenfuss

This book gives detailed descriptions of the characteristics of telegraph transmission on short waves, with all commercial modulation types including voice frequency telegraphy and comprehensive information on all RTTY systems and c.w. alphabets. 96 pages. £8.00

### THE SATELLITE EXPERIMENTER'S HANDBOOK (USA)

A guide to understanding and using amateur radio, weather and TV broadcast satellites. 207 pages. £7.50

### 1934 OFFICIAL SHORT WAVE RADIO MANUAL

Edited by Hugo Gernsback

A fascinating reprint from a bygone age with a directory of all 1934 s.w. receivers, servicing information, constructional projects, circuits and ideas on building vintage sets with modern parts. 260 pages. £9.95

### HIGH POWER WIRELESS EQUIPMENT

Articles from *Practical Electricity* 1910-11

Edited by Henry Walter Young

A reprint of interesting practical articles from the early days of radio. 99 pages. £6.85

## BEGINNERS

### AN INTRODUCTION TO RADIO DXING (BP91)

R. A. Penfold

How to find a particular station, country or type of broadcast

and to receive it as clearly as possible. 112 pages. £1.95

### BEGINNER'S GUIDE TO RADIO

9th Edition

Gordon J. King

Radio signals, transmitters, receivers, antennas, components, valves and semiconductors, CB and amateur radio are all dealt with here. 266 pages. £6.95

### ELECTRONICS SIMPLIFIED - CRYSTAL SET CONSTRUCTION (BP92)

F. A. Wilson

Especially written for those who wish to take part in basic radio building. All the sets in the book are old designs updated with modern components. 72 pages. £1.75

### QUESTIONS & ANSWERS RADIO

Eugene Trundle

Basics of electrical theory, radio and semiconductors, receivers, amateur and CB radio, and test equipment. 110 pages. O/P

### THE SIMPLE ELECTRONICS CIRCUIT AND COMPONENTS Book One (BP62)

The aim of this book is to provide an in-expensive but comprehensive introduction to modern electronics. 209 pages. £3.50

## TELEVISION

### AN INTRODUCTION TO SATELLITE TELEVISION (BP195)

F. A. Wilson

Answers all kinds of questions about satellite television. For the beginner thinking about hiring or purchasing a satellite TV system there are details to help you along. For the engineer there are technical details including calculations, formulae and tables. 104 pages. £5.95

### A TV-DXERS HANDBOOK (BP176)

R. Sunney

Information on transmission standards, propagation, receivers including multi-standard, colour, satellites, antennas, photography, station identification, interference etc. Revised and updated 1986. 87 pages. £5.95

### GUIDE TO WORLD-WIDE TELEVISION TEST CARDS Edition 3

Keith Hamer & Garry Smith

Completely revised and expanded, this is a handy reference book for the DXTV enthusiast. Over 200 photographs of Test Cards, logos, etc., world wide. 60 pages. £4.95

### SATELLITE TELEVISION INSTALLATION GUIDE

2nd Edition

John Breeds

A practical guide to satellite television. Detailed guidelines on installing and aligning dishes based on practical experience. 56 pages. £11.95

## THEORY

### COMMUNICATION (BP89)

Elements of Electronics Book 5

F. A. Wilson

Fundamentals of line, microwave, submarine, satellite, digital multiplex, radio and telegraphy systems are covered, without the more complicated theory or mathematics. 256 pages. £2.95

### FILTER HANDBOOK A practical design guide

by Stefan Niewiadomski

A practical book, describing the design process as applied to filters of all types. Includes practical examples and BASIC programs. 195 pages. £25.00

### FROM ATOMS TO AMPERES

F.A. Wilson

Explains in simple terms the absolute fundamentals behind electricity and electronics. 244 pages. £3.50

The books listed have been selected as being of special interest to our readers.

They are supplied from our editorial address direct to your door. Some titles are overseas in origin.

### LEVEL II RADIO & ELECTRONICS THEORY

Ian Ridpath ZL1BCG

A sequel to Amateur Radio & Electronics Study Course, covers advanced theory to a level for most technician courses. The handwritten format aims to make the student feel these are his own notes. 169 pages. £6.70

### PRACTICAL ELECTRONICS CALCULATIONS AND FORMULAE (BP53)

F. A. Wilson

This has been written as a workshop manual for the electronics enthusiast. There is a strong practical bias and higher mathematics have been avoided where possible. 249 pages. £3.95

### SOLID STATE DESIGN FOR THE RADIO AMATEUR

Wes Hayward W7ZOI and Doug DeMaw W1FB

Back in print by popular demand! A revised and corrected edition of this useful reference book covering all aspects of solid-state design. 256 pages £10.95

### The ARRL ELECTRONICS DATA BOOK

Doug DeMaw W1FB

Back by popular demand, completely revised and expanded, this is a handy reference book for the r.f. designer, technician, amateur and experimenter. 280 pages. £8.95

## LISTENING GUIDES

### AIR BAND RADIO HANDBOOK

David J. Smith

Listen to conversations between aircraft and ground control. The author, an air traffic controller, explains more about this listening hobby. 174 pages. O/P

### AIR TRAFFIC CONTROL

David Adair

A guide to air traffic control with maps, drawings and photographs explaining how aircraft are guided through crowded airspace. 176 pages. £6.99

### DIAL SEARCH

5th Edition 1988/89

George Wilcox

The listener's checklist and guide to European broadcasting. Covers m.w., l.w., v.h.f. and s.w., including two special maps. 46 pages. £3.25

### FLIGHT ROUTINGS 1989

T.T. Williams

Identifies the flights of airlines, schedule, charter, cargo and mail, to and from the UK and Eire and overflights between Europe and America. 104 pages. O/P

### GUIDE TO BROADCASTING STATIONS

20th Edition 1989/90

Philip Darrington

Frequency and station data, receivers, antennas, Latin American DXing, reporting, computers in radio, etc. 240 pages. £9.95

### GUIDE TO FACSIMILE STATIONS 9th Edition

Joerg Klingenfuss

This manual is the basic reference book for everyone interested in FAX. Frequency, callsign, name of the station, ITU country/geographical symbol, technical parameters of the emission are all listed. All frequencies have been measured to the nearest 100Hz. 318 pages £12.00

### GUIDE TO FORMER UTILITY TRANSMISSIONS

3rd Edition

Joerg Klingenfuss

Built on continuous monitoring of the radio spectrum from the sixties until the recent past. A useful summary of former activities of utility stations providing information in the classification and identification of radio signals. 126 pages. £8.00

## GUIDE TO UTILITY STATIONS

8th Edition

Joerg Klingenfues

This book covers the complete short wave range from 3 to 30MHz plus the adjacent frequency bands from 0 to 150kHz and from 1.6 to 3MHz. It includes details on all types of utility stations including FAX and RTTY. There are 15802 entries in the frequency list and 3123 in the alphabetical callsign list plus press services and meteorological stations. 502 pages. £19.00

## HF OCEANIC AIRBAND COMMUNICATIONS

3rd Edition

Bill Laver

Aircraft channels by frequency and band, main ground radio stations, European R/T networks, North Atlantic control frequencies. 29 pages. £3.50

## INTERNATIONAL RADIO STATIONS GUIDE (BP255)

Revised and updated in 1988, this book shows the site, country, frequency/wavelength and power of stations in Europe, the Near East and N. Africa, North and Latin America and the Caribbean, plus short wave stations worldwide. 128 pages. £4.95

## MARINE UK RADIO FREQUENCY GUIDE

Bill Laver

A complete guide to the UK s.w. and v.h.f. marine radio networks. Useful information, frequency listings and the World Marina Coastal Phone Stations. 62 pages. £4.95

## NEWNES SHORT WAVE LISTENING HAND BOOK

Joe Pritchard G1UQW

A technical guide for all short wave listeners. Covers construction and use of sets for the s.w.l. who wants to explore the bands up to 30MHz. 288 pages. £12.95

## THE COMPLETE VHF/UHF FREQUENCY GUIDE

Updated 1988

This book gives details of frequencies from 26-2250MHz with no gaps and who uses what. Recently updated, there are chapters on equipment requirements as well as antennas, etc. 88 pages. £5.95

## THE INTERNATIONAL VHF FM GUIDE

7th Edition

Julian Baldwin G3UHK and Kris Partridge G8AUU

The latest edition of this useful book gives concise details of repeaters and beacons worldwide plus coverage maps and further information on UK repeaters. 70 pages. £2.85

## THE POCKET GUIDE TO RTTY AND FAX STATIONS

Bill Laver

A handy reference book listing RTTY and FAX stations, together with modes and other essential information. The listing is in ascending frequency order, from 1.6 to 27.1MHz. 46 pages £2.95

## SHORT WAVE LISTENERS CONFIDENTIAL FREQUENCY LIST

Bill Laver

Covering the services and transmission modes that can be heard on the bands between 1.635 and 29.7MHz. £7.95

## VHF/UHF AIRBAND FREQUENCY GUIDE (Updated)

A complete guide to the airband frequencies including how to receive the signals, the frequencies and services, VOLMET and much more about the interesting subject of airband radio. 74 pages. £5.95

## WORLD RADIO TV HANDBOOK 1990

Country-by-country listings of long, medium and short wave broadcast and TV stations. Receiver test reports. English language broadcasts. The s.w.l.'s "bible". 576 pages. £18.99

# INTERFERENCE

## INTERFERENCE HANDBOOK (USA)

William R. Nelson WA6FGQ

How to locate and cure r.f.i. for radio amateurs, CBers and TV and stereo owners. 253 pages. £6.75

## RADIO FREQUENCY INTERFERENCE (USA)

What causes r.f.i.? Are all r.f.i. problems difficult, expensive and time-consuming to cure? These questions and many more are answered in this book. 84 pages. £4.30

# AMATEUR RADIO

## AMATEUR RADIO CALL BOOK (RSGB)

Winter 88/89 Edition

Now incorporates a 48-page section of useful information for amateur radio enthusiasts. 310 pages. £7.00

## AMATEUR RADIO OPERATING MANUAL (RSGB)

A mine of information on just about every aspect of amateur operating. International callsign series holders, prefix lists, DXCC countries list, etc. 204 pages. £6.16

## AMATEUR RADIO SATELLITES the first 25 years

Arthur C. Gee G2UK

This souvenir publication mainly a pictorial account of the pattern of developments which have occurred over the last 25 years. 34 pages. £2.25

## AN INTRODUCTION TO AMATEUR RADIO (BP257)

I.D. POOLE

This book gives the newcomer a comprehensive and easy to understand guide through amateur radio. Topics include operating procedures, jargon, propagation and setting up a station. 150 pages. £3.50

## HINTS AND KINKS FOR THE RADIO AMATEUR

Edited by Charles L. Hutchinson and David Newkirk

A collection of practical ideas gleaned from the pages of QST magazine. 152 pages. £4.95

## HOW TO PASS THE RADIO AMATEURS' EXAMINATION (RSGB)

Clive Smith G4FZH and George Benbow G3HB

The background to multiple choice exams and how to study for them with sample RAE papers for practice plus maths revision. 88 pages. £5.65

## PASSPORT TO AMATEUR RADIO

Reprinted from PW 1981-1982

The famous series by GW3JGA, used by thousands of successful RAE candidates in their studies. Plus other useful articles for RAE students. 96 pages. £1.50

## PRACTICAL IDEAS FOR RADIO AMATEURS

Ian Poole G3YWX

Offers a wealth of hints, tips and general practical advice for all transmitting amateurs and short wave listeners. 128 pages £5.95

## QUESTIONS & ANSWERS AMATEUR RADIO

F. C. Judd G2BCX

What is amateur radio? The Radio Amateurs' Exam and Licence. Technology, equipment, antennas, operating procedures and codes. 122 pages. £3.95

## RADIO AMATEUR'S GUIDE TO RADIO WAVE PROPAGATION

(HF Bands)

F. C. Judd G2BCX

The how and why of the mechanism and variations of propagation in the h.f. bands. 144 pages. £8.95

## THE 1990 ARRL HANDBOOK FOR THE RADIO AMATEUR

This is the 66th edition of this very useful hardback reference book. Updated throughout it has several new sections covering oscilloscopes, spectrum analysers, digital frequency synthesis, phase-noise measurement and new constructional projects. 1200 pages £15.95

## \*THE ARRL OPERATING MANUAL

Another very useful book from the ARRL. Although written for the American radio amateur, this book will also be of use and interest to the UK amateur. 684 pages £12.95

## THE ARRL SATELLITE ANTHOLOGY

The best from the Amateur Satellite News column and articles out of 31 issues of QST have been gathered together in this book. The latest information on OSCARs 9 through 13 as well as the RS satellites is included. Operation on Phase 3 satellites (OSCAR 10 and 13) is covered in detail. 97 pages £4.95

## THE COMPLETE DX'ER

Bob Locher W9KNI

Now back in print, this book covers equipment and operating techniques for the DX chaser, from beginner to advanced. 187 pages £7.95

## THE RAE MANUAL (RSGB)

G.L. Benbow G3HB

The latest edition of the standard aid to studying for the Radio Amateurs' Examination. Updated to cover the latest revisions to the syllabus. 132 pages £5.65

## THE RADIO AMATEUR'S DX GUIDE (USA)

15th Edition

The guide contains information not easily obtained elsewhere and is intended as an aid and quick reference for all radio amateurs interested in DX. 38 pages. £2.95

## THE RADIO AMATEUR'S QUESTIONS & ANSWER REFERENCE MANUAL

3rd Edition

R. E. G. Petri G8CCJ

This book has been compiled especially for students of the City and Guilds of London Institute RAE. It is structured with carefully selected multiple choice questions, to progress with any recognised course of instruction, although it is not intended as a text book. 258 pages. O/P

## VHF HANDBOOK FOR RADIO AMATEURS (USA)

H. S. Brier W9EGQ & W. I. Orr W6SAI

VHF/UHF propagation, including moonbounce and satellites, equipment and antennas. 335 pages. £7.95.

## VHF/UHF MANUAL (RSGB)

G. R. Jessop G6JP

Theory and practice of amateur radio reception and transmission, between 30MHz and 24GHz. 520 pages. £8.94

# MAPS

## IARU LOCATOR MAP OF EUROPE

DARC

This multi-coloured, plastics laminated, map of Europe shows the AIRU ("Maidenhead") Locator System. Indispensable for the v.h.f. and u.h.f. DXer. 692 x 872mm. £5.25

## RADIO AMATEUR'S MAP OF NORTH AMERICA (USA)

Shows radio amateur prefix boundaries, continental boundaries and zone boundaries. 760 x 636mm. £2.50

## RADIO AMATEUR'S PREFIX MAP OF THE WORLD (USA)

Showing prefixes and countries, plus listings by order of country and of prefix. 1014 x 711mm. £2.95

## RADIO AMATEUR'S WORLD ATLAS (USA)

Seventeen pages of maps, including the world-polar projection. Also includes the table of allocation of international callsign series. £3.50

# DATA REFERENCE

## DIGITAL IC EQUIVALENTS AND PIN CONNECTIONS (BP140)

A. Michaels

Equivalents and pin connections of a popular selection of European, American and Japanese digital i.c.s. 256 pages. £5.95.

## INTERNATIONAL DIODE EQUIVALENTS GUIDE (BP108)

A. Michaels

Possible substitutes for a large selection of many different types of semiconductor diodes. 144 pages. £2.25.

## INTERNATIONAL TRANSISTOR EQUIVALENTS GUIDE (BP85)

A. Michaels

Possible substitutes for a popular selection of European, American and Japanese transistors. 320 pages. £3.50

## LINEAR IC EQUIVALENTS AND PIN CONNECTIONS (BP141)

A. Michaels

Equivalents and pin connections of a popular selection of European, American and Japanese linear i.c.s. 320 pages. O/P

## NEWNES AUDIO & HI-FI ENGINEER'S POCKET BOOK

Vivian Capel

This is a concise collection of practical and relevant data for anyone working on sound systems. The topics covered include microphones, gramophones, CDs to name a few. 190 pages. Hardback £9.95

## NEWNES COMPUTER ENGINEER'S POCKET BOOK

This is an invaluable compendium of facts, figures, circuits and data and is indispensable to the designer, student, service engineer and all those interested in computer and microprocessor systems. 203 pages. Hardback £8.95

## NEWNES ELECTRONICS POCKET BOOK

5th Edition

Presenting all aspects of electronics in a readable and largely non-mathematical form for both the enthusiast and the professional engineer. 315 pages. Hardback £8.95

## NEWNES RADIO AMATEUR AND LISTENER'S POCKET BOOK

Steve Money G3FZX

This book is a collection of useful and intriguing data for the traditional and modern radio amateur as well as the short wave listener. Topics such as AMTOR, packet radio, SSTV, computer communications, airband and maritime communications are all covered. 160 pages. Hardback £8.95

## NEWNES RADIO AND ELECTRONICS ENGINEER'S POCKET BOOK

17th Edition

Keith Brindley

Useful data covering math, abbreviations, codes, symbols, frequency bands/allocations, UK broadcasting stations, semi-conductors, components, etc. 201 pages. Hardback £6.95

## NEWNES TELEVISION AND VIDEO ENGINEER'S POCKET BOOK

Eugene Trundle

This is a valuable reference source for practitioners in "entertainment" electronic equipment. It covers TV reception from v.h.f. to s.h.f. display tubes, colour camera technology, video recorder and video disc equipment, video text and hi-fi sound. 323 pages. Hardback £9.95

## POWER SELECTOR GUIDE (BP235)

J. C. J. Van de Ven

This guide has the information on all kinds of power devices in useful categories (other than the usual alpha numeric sort) such as voltage and power properties making selection of replacements easier. 160 pages. £4.95

## RSGB RADIO DATA REFERENCE BOOK

G. R. Jessop G6JP

The 5th Edition of an essential book for the radio amateur's or experimenter's workbench.

244 pages. Hardback O/P

## SEMICONDUCTOR DATA BOOK

A.M. Ball

Characteristics of some 10000 transistors, f.e.t.s, u.j.t.s, diodes, rectifiers, triacs and s.c.r.s. 175 pages. £9.95

## TRANSISTOR SELECTOR GUIDE (BP234)

J. C. J. Van de Ven

This guide has the information on all kinds of transistors in useful categories (other than the usual alpha numeric sort) such as voltage and power properties making selection of replacements easier. 192 pages. £4.95

## FAULT FINDING

### ARE THE VOLTAGES CORRECT?

Reprinted from PW 1982-1983

How to use a multimeter to fault-find on electronic and radio equipment, from simple resistive dividers through circuits using diodes, transistors, i.c.s and valves.

44 pages. £1.50

## GETTING THE MOST FROM YOUR MULTIMETER (BP239)

R. A. Penfold

This book is primarily aimed at beginners. It covers both analogue and digital multimeters and their respective limitations. All kinds of testing is explained too. No previous knowledge is required or assumed. 102 pages. £2.95

## MORE ADVANCED USES OF THE MULTIMETER BP285

R.A. Penfold

This book is primarily intended as a follow-up to BP239, Getting the most from your Multimeter. By using the techniques described in this book you can test and analyse the performance of a range of components with just a multimeter (plus a very few inexpensive components in some cases). The simple add-ons described extend the capabilities of a multimeter to make it even more useful. 85 pages £2.95

## OSCILLOSCOPES, HOW TO USE THEM, HOW THEY WORK

Ian Hickman

This book describes oscilloscopes ranging from basic to advanced models and the accessories to go with them. 133 pages. O/P

## PRACTICAL HANDBOOK OF VALVE RADIO REPAIR

Ches E. Miller

The definite work on repairing and restoring valved broadcast receivers dating from the 1930s to the 60s. Appendices giving intermediate frequencies, valve characteristic data and base connections.

230 pages. Hardback £20.00

## SERVICING RADIO, HI-FI AND TV EQUIPMENT

Gordon J. King

A very practical book looking at semiconductor characteristics, d.c. and signal tests, fault-finding techniques for audio, video, r.f. and oscillator stages and their application to transistor radios and hi-fi.

205 pages. £10.95

## TRANSISTOR RADIO FAULT FINDING CHART (BP70)

C. E. Miller

Used properly, should enable most common faults to be traced reasonably quickly. Selecting the appropriate fault description at the head of the chart, the reader is led through a sequence of suggested checks until the fault is cleared. 635 x 455mm (approx) £0.95

## CONSTRUCTION

### HOW TO DESIGN AND MAKE YOUR OWN P.C.B.s (BP121)

R. A. Penfold

Designing or copying printed circuit board designs from magazines, including photographic methods. 80 pages. £2.50

### INTRODUCING QRP

Collected articles from PW 1983-1985

An introduction to low-power transmission, including constructional details of designs by Rev. George Dobbs G3RJV for transmitters and transceivers from Top Band to 14MHz, and test equipment by Tony Smith G4FAI.

64 pages. £1.50

### MORE ADVANCED POWER SUPPLY PROJECTS (BP192)

R. A. Penfold

The practical and theoretical aspects of the circuits are covered in some detail. Topics include switched mode power supplies, precision regulators, dual tracking regulators and computer controlled power supplies, etc. 92 pages. £2.95

### POWER SUPPLY PROJECTS (BP76)

R. A. Penfold

This book gives a number of power supply designs including simple unregulated types, fixed voltage regulated types and variable voltage stabilised designs. 91 pages. £2.50

## PRACTICAL POWER SUPPLIES

Collected articles from PW 1978-1985

Characteristics of batteries, transformers, rectifiers, fuses and heatsinks, plus designs for a variety of mainsdriven power supplies, including the PW "Marchwood" giving a fully stabilised and protected 12V 30A d.c.

48 pages. £1.25

## QRP NOTEBOOK

Doug DeMaw W1FB

This book deals with the building and operating of a successful QRP station. Lots of advice is given by the author who has spent years as an ardent QRP'er. All the text is easy-to-read and the drawings large and clear. 77 pages. £4.95

## TEST EQUIPMENT CONSTRUCTION

R.A. Penfold

Describes, in detail, how to construct some simple and inexpensive, but extremely useful, pieces of test equipment. 104 pages. £2.95

## 50 (FET) FIELD EFFECT TRANSISTOR PROJECTS

F.G. Rayer

50 circuits for the s.w.l., radio amateur, experimenter or audio enthusiast using f.e.t.s. 104 pages. £2.95

## ANTENNAS (AERIALS)

### AERIAL PROJECTS (BP105)

Practical designs including active, loop and ferrite antennas plus accessory units. 96 pages. £2.50

### ALL ABOUT CUBICAL QUAD ANTENNAS (USA)

W. I. Orr W6SAI & S. D. Cowan W2LX

Theory, design, construction, adjustment and operation of quads. Quads vs. Yagis. Gain figures.

109 pages. £5.50

### ALL ABOUT VERTICAL ANTENNAS (USA)

W. I. Orr W6SAI & S. D. Cowan W2LX

Theory, design, construction, operation, the secrets of making vertical work.

191 pages. £7.50

### AN INTRODUCTION TO ANTENNA THEORY (BP198)

H. C. Wright

This book deals with the basic concepts relevant to receiving and transmitting antennas. Lots of diagrams reduce the amount of mathematics involved.

86 pages. £2.95

### ANTENNA IMPEDANCE MATCHING

Wilfred N. Caron

Proper impedance matching of an antenna to a transmission line is of concern to antenna engineers and to every radio amateur. A properly matched antenna as the termination for a line minimises feed-line losses. Power can be fed to such a line without the need for a matching network at the line input. There is no mystique involved in designing even the most complex multi-element networks for broadband coverage. Logical step-by-step procedure is followed in this book to help the radio amateur with this task.

192 pages £11.95

### BEAM ANTENNA HANDBOOK (USA)

W. I. Orr W6SAI & S. D. Cowan W2LX

Design, construction, adjustment and installation of h.f. beam antennas. 198 pages. O/P

### HF ANTENNAS FOR ALL LOCATIONS (RSGB)

L. A. Moxon G6XN

Taking a new look at how h.f. antennas work, and putting theory into practice. 260 pages. £5.19

### \*NOVICE ANTENNA NOTEBOOK

Doug DeMaw W1FB

Another book from the pen of W1FB, this time offering "new ideas for beginning hams". All the drawings are large and clear and each chapter ends with a glossary of terms. 130 pages £5.95

### OUT OF THIN AIR

Collected Antenna Articles from PW 1977-1980

Including such favourites as the ZL Special and '2BCX 16-element beams for 2m, and the famous "Slim Jim", designed by Fred Judd G2BCX. Also features systems for Top Band, medium wave/long wave loop designs and a v.h.f. direction finding loop. Plus items on propagation, accessories and antenna design. 80 pages. £1.80

### PRACTICAL WIRE ANTENNAS - Effective HF

Designs for the Radio Amateur

John D Heyes G3BCQ

Wire antennas offer one of the most cost-effective ways to put out a good signal on the h.f. bands and this practical guide to their construction has something to interest every amateur on a budget. 100 pages. £7.53.

### SIMPLE, LOW-COST WIRE ANTENNAS FOR RADIO AMATEURS (USA)

W. I. Orr W6SAI & S. D. Cowan W2LX

Efficient antennas for Top Band to 2m, including "invisible" antennas for difficult station locations. 191 pages. £8.75

### THE ARRL ANTENNA BOOK (USA) 15th Edition

A station is only as effective as its antenna system. This book covers propagation, practical constructional details of almost every type of antenna, test equipment and

formulas and programs for beam heading calculations. £12.95

### THE ARRL ANTENNA COMPENDIUM (USA)

Volume One

Fascinating and hitherto unpublished material. Among the topics discussed are quads and loops, log periodic arrays, beam and multi-band antennas, verticals and reduced size antennas. 175 pages. £9.25

### WIRES & WAVES

Collected Antenna Articles from PW 1980-1984

Antenna and propagation theory, including NBS Yagi design data. Practical designs for antennas from medium waves to microwaves, plus accessories such as a.t.u.s, s.w.r. and power meters and a noise bridge. Dealing with TVI. 160 pages. £3.00

### W1FB'S ANTENNA NOTEBOOK

Doug DeMaw W1FB

This book provides lots of designs, in simple and easy to read terms, for simple wire and tubing antennas. All drawings are large and clear making construction much easier. 124 pages. £5.95

### 25 SIMPLE AMATEUR BAND AERIALS (BP125)

E. M. Noll

How to build 25 simple and inexpensive aerials, from a simple dipole through beam and triangle designs to a mini-rhombic. Dimensions for specific spot frequencies including the WARC bands. 80 pages. £1.95

### 25 SIMPLE INDOOR AND WINDOW AERIALS (BP136)

E. M. Noll

Designs for people who live in flats or have no gardens, etc., giving surprisingly good results considering their limited dimensions. 64 pages. £1.75

### 25 SIMPLE SHORT WAVE BROADCAST BAND AERIALS (BP132)

E. M. Noll

Designs for 25 different aerials, from a simple dipole through helical designs to a multi-band umbrella. 80 pages. £1.95

### 25 SIMPLE TROPICAL AND MW BAND AERIALS (BP145)

E. M. Noll

Simple and inexpensive aerials for the broadcast bands from medium wave to 49m. 64 pages. £1.75

### THE RADIO AMATEUR ANTENNA HANDBOOK

William I. Orr W6SAI & Stuart D. Cowan W2LX  
Yagi, quad, quagi, l-p, vertical, horizontal and "sloper" antennas are all covered. Also towers, grounds and rotators. 190 pages. £6.75

## COMPUTING

### AN INTRODUCTION TO COMPUTER COMMUNICATIONS (BP177)

R. A. Penfold

Details of various types of modem and their applications, plus how to interconnect computers, modems and the telephone system. Also networking systems and RTTY. 96 pages. £2.95

### AN INTRODUCTION TO COMPUTER PERIPHERALS (BP170)

J. W. Penfold

Covers a wide range of computer peripherals such as monitors, printers, disk drives, cassette recorders, modems, etc., explaining what they are, how to use them and the various types of standards. 80 pages. £2.50

### MICROPROCESSING SYSTEMS AND CIRCUITS (BP77)

Elements of Electronics Book 4

F. A. Wilson

A comprehensive guide to the elements of microprocessing systems, which are becoming ever more involved in radio systems and equipment. 256 pages. O/P

## MORSE

### INTRODUCING MORSE

Collected Articles from PW 1982-1985

Ways of learning the Morse Code, followed by constructional details of a variety of keys including lambic, Triambic, and an Electronic Bug with a 528-bit memory. 48 pages. £1.25

### THE MORSE CODE FOR RADIO AMATEURS (RSGB)

Margaret Mills G3ACC

A guide to learning to send and receive Morse code signals up to the 12 w.p.m. required for the radio amateur aspiring to a Class A licence having passed the RAE. 19 pages. £2.88

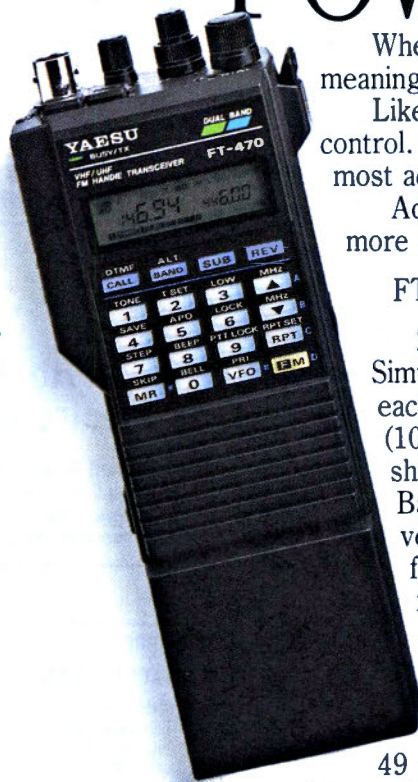
### THE SECRET OF LEARNING MORSE CODE

Merk Francis

Designed to make you proficient in Morse code in the shortest possible time, this book points out many of the pitfalls that beset the student. 87 pages. £4.95



# OUR COMPLETE LINE OF PORTABLE POWER TOOLS.



When you're talking Yaesu handhelds, power takes on many meanings.

Like maximum RF output. Sophisticated microprocessor control. Deceptively simple operation. Even cost savings—as most accessories are interchangeable throughout the line.


Added up, it's no wonder amateurs choose Yaesu HTs more than any others.

## FT-470. DUAL-BAND OPERATION PERFECTED.

2 metre and 430-440 MHz 42 memories. Simultaneous receive of both bands. Dual VFOs each band. Paging feature. DTMF autodialer (10 memories, 15 digits each). Auto repeater shift. Scanning features. Auto power-off. Battery saver. Audible command verification. Keypad and rotary-dial frequency entry. Battery packs available from 2.3 to 5 watts. More.

## FT-411 SERIES. MAXIMUM SINGLEBAND PERFORMANCE.

2 metre FT-411 and 430 MHz FT-811. 49 memories. Dual VFOs DTMF autodialer (10 memories, 15 digits each). Auto repeater shift. Scanning features. Auto power-off. Battery saver. Audible command verification. Key-pad and rotary-dial frequency entry. Many battery packs available, from 2.3 to 5 watts. More.



## FT-23R SERIES. SMALL, SMART, RUGGED.



2 metre FT-23R, and 430 MHz FT-73R. 10 memories (7 store odd splits). Memory scan at 2 frequencies per second. High/low power switch. LCD power output and "S"-meter display. Auto-battery saver. Alluminium-alloy case. Water-resistant seals. Many battery packs available, from 2 to 5 watts. More.

Want more information? Call **(0703) 255111**  
Or call into your local authorised Yaesu dealer and ask about the FT-470, FT-411 and FT-23R Series handhelds. The power in handheld performance.

**South Midlands Communications Ltd**, S M House,  
School Close, Chandlers Ford Industrial Estate,  
Eastleigh, Hampshire, SO5 3BY. Telephone (0703)  
255111, Fax (0703) 263507, Telex 477351  
SMCOMM.

# YAESU

Prices and specifications subject to change without notice.

# YOUR LOCAL DEALERS

## SOUTH WALES

### ELECTRO MART

Receivers, scanners, Howes Kits, components etc. part exchange welcome.

96 High St, Clydach,  
Swansea  
Tel: 0792 842135

## ASHTON-U-LYNE MAIL ORDER AND RETAIL

### PROCOM Electronics

#### ELECTRONIC DISTRIBUTORS

Specializing in Electronic Components and Surplus

13 Clarence Arcade,  
Stanford Street,  
Ashton-U-Lyne  
Lancashire  
OL6 7PT  
Open Mon to Sat  
Tel: 061 343 2782

## LONDON

### Henry's

27MHz/934MHz Rigs & accessories in stock.  
Lists - S.A.E. (A4) - 26p  
Full catalogue (TG/P) - large S.A.E. £1.00  
404 Edgware Road,  
London W2 1ED  
Tel: 01-724 0323  
(Open 6 days a week)

## DERBYSHIRE

### RILEY'S T.V. SERVICES LTD.

SUPPLIERS OF:-  
SCANNERS - C.B. 27-934 MHZ -  
AERIALS - TEST METERS - TOOLS -  
TELEPHONES KITS AND CABLES

125 LANGWITH ROAD  
HILLSTOWN  
CHESTERFIELD S44 9SP  
PHONE 0246 826578  
CLOSED WEDNESDAY

## HERNE BAY



### ICOM (UK) LIMITED

The Official Icom Importer  
Unit 8, Sea Street  
Herne Bay, Kent CT6 8LD  
Tel: 0227 369464  
Fax: 0227 360 155  
Open Mon-Sat 9-5.30,  
(Lunch 1-2.00 pm)

## SOUTHAMPTON

### South Midlands Communications

Official Yaesu Importer

S.M. House, School Close,  
Chandlers Ford Industrial Estate,  
Eastleigh Hants SO5 3BY.  
Tel: 0703 255111

## PORTSMOUTH

### Nevada Communications

Importers of the Nevada range of 934MHz equipment  
189, London Road,  
North End, Portsmouth,  
Hants, PO2 9AE  
Tel: 0705 662145

## DEVON

### Reg. Ward & Co. Ltd.

The South-West's largest amateur radio stockist. Approved dealer for Kenwood, Yaesu and Icom

1 Western Parade,  
West Street, Axminster,  
Devon, EX13 5NY  
Tel: 0297 34918  
(Closed 1:00-2:00 and all day Monday)

## BUCKINGHAMSHIRE

### Photo-Acoustics Ltd.

Approved Kenwood, Yaesu and Icom dealer (part exchange always welcome)

58 High Street, Newport Pagnell,  
Buckinghamshire MK16 8AQ  
Tel: 0908 610625  
(Tues-Fri 9:30-5:30, Sat 9:30-4:30)  
Closed Mondays

## SOUTH WALES

MAIL ORDER  
RETAIL

### A.C.S. SYSTEMS

PACKET RADIO: ST-PC-AMIGA COMPUTERS  
AMATEUR SOFTWARE FOR MOST COMPUTERS  
SATELLITE TELEVISION SYSTEMS

#### ICS DEALER FOR DATA COMMUNICATIONS

19, CLIFHAUX TERRACE, MOUNTAIN ASH, MID GLAMORGAN  
SOUTH WALES, CF45 3ND. TEL 0943 476040  
CALLERS BY APPOINTMENT Sun-Spm Mon-Sat SAE LIST

## WEST SUSSEX

MAIL ORDER  
RETAIL

### BREDHURST ELECTRONICS LTD.

High St., Handcross, West Sussex  
Tel: (0444) 400786

Situated at the Southern end of M23. Easy access to M25 and South London.  
Open Mon-Fri 9am-5pm  
except Wed 9am-12.30pm.  
Sat 10am-4pm.



## YORKSHIRE



### Alan Hooker Electronics

42, Netherhall Road, Doncaster.  
Tel: 0302 325690  
Open Mon-Sat 10-5pm  
Closed Thursdays

## EAST YORKSHIRE

### "Characteristics"

FOR YOUR AMATEUR RADIO AND CB REQUIREMENTS  
GOOD PRICES GIVEN FOR YOUR SURPLUS EQUIPMENT  
OPEN SUNDAY

44, Hilderthorpe Road  
Bridlington  
East Yorkshire  
YO45 3BG  
Telephone  
0262 673635



## TO FILL THIS SPACE CALL:

**0202 676033**

PLEASE MENTION

## PRACTICAL WIRELESS

WHEN REPLYING TO  
ADVERTISEMENTS

## STOCKPORT

### NCS FACILITIES LTD

GENUINE NEW, USED  
SPARES & CRYSTALS  
SECONDHAND RIGS  
HAND HELDS  
FOR SALE/HIRE  
PMR BAND III & MARINE  
PART-EX WELCOME



Communications Centre  
87 Chertown Street  
Eggleston,  
Stockport SK3 9LS  
Open Mon to Fri  
Telephone: 061 429 6332  
Fax: 061 480 0509

# PRACTICAL SCANNERS FROM RADIO SHACK

You can only wonder in amazement at how scanners are getting smaller with more features than you ever dreamed of, such as hand helds with 1000 memories, 25 to 1300MHz etc. I must admit to being very sceptical with the specs of some of the latest, and as to whether the term 'author's licence' had been in force. There is only one way to test the pudding and to try the 'newest kid on the block' the FAIRMATE HP-100E. Starting in reverse order from 99% of our customers and radio amateurs I waded through the owner's manual (9 A5 pages of information in English) and decided to compose a Charlie Chaplin (less words and more pictures) instant simplified operation sheet to make life easier for our customers, one will be with each set. The scanner is FANTASTIC! Unbelievable performance from a hand held, even a frequency lockout in Search mode, a truly practical scanner for Practical Wireless scanner listeners, £299 including carriage from RADIO SHACK. FAIRMATE HP-100E £299.

### OTHER SCANNERS IN STOCK

PRO-2005 25-1300MHz 400 Channels, PRO-34 200 Channel hand held,  
PRO-2024, PRO-2022, PRO-38, PRO-57, AR-800, AR-900, AR-950,  
AR-1000, AR-2002, Jupiter MVT-5000 & MVT-6000, Bearcat 200XLT  
to name but a few ...

Call us for the latest prices.

### MAIL ORDER & EXPORT A PLEASURE

73s - Terry G3STS  
**COME AND GET  
A BARGAIN!**



## RADIO SHACK LTD

(Just around the corner from West Hampstead Station on the Jubilee Line)  
Giro Account No. 588 7151 Fax: 01-328 5066 Telephone: 01-624 7174

188 BROADHURST GARDENS,  
LONDON NW6 3AY





# ICOM

## Count on us!

# IC-735 Compact HF.



As predicted the Icom IC-735 has rapidly gained the reputation it deserves. This compact transceiver is ideal for mobile, portable or base station operation. It has a general coverage receiver from 0.1Mhz to 30Mhz with superb sensitivity in all modes, SSB, CW, AM and FM. Spectacular specifications are also achieved on RF Intercept, Dynamic Range, Reciprocal Mixing and I.F. Blocking. As HF conditions improve over the next few years it is equipment like the IC-735 that will provide clear reception even under the worst pile-ups.

The IC-735 has a built-in receiver attenuator, preamp, noise blanker and RIT passband tuning and a sharp IF notch filter ensures clear reception. The twin VFO's and 12 memories can store mode and frequency.

Scanning functions include program scan, memory scan and frequency scan. The HM12 scanning microphone is supplied.

RF output is approximately 100 watts and can be continuously adjusted down to 10 watts. The IC-735 is one of the first HF transceivers to use a liquid crystal display, which is easily visible under difficult conditions. Controls that require rare adjustment are situated behind the front cover but are immediately accessible.

Options include the PS-55 AC Power Supply, AT150 Automatic Antenna Tuner, AH2a Automatic Antenna Tuner, SM6 and SM8 Desk Mics, SP7 External Loudspeaker. Why not find out more about the IC-735 contact your local ICOM dealer or contact ICOM (UK) LIMITED.

### Icom (UK) Ltd.

Dept PW, Sea Street, Herne Bay, Kent CT6 8LD. Tel: 0227 363859. 24 Hour.

**Helpline:** Telephone us free-of-charge on 0800 521145, Mon-Fri 09.00-13.00 and 14.00-17.30. This service is strictly for obtaining information about or ordering Icom equipment. We regret this cannot be used by dealers or for repair enquiries and parts orders, thank you.

**Datapost:** Despatch on same day whenever possible.

**Access & Barclaycard:** Telephone orders taken by our mail order dept, instant credit & interest-free H.P.





# Double Tops

**DUAL BAND VHF (45W)/UHF (35W)**

**FM MOBILE TRANSCEIVER**

*When only the best is good enough – and*

*you still want something better . . .*

- ★ **Cross Band Full Duplex**
- ★ **4 Scanning Modes**
- ★ **10 Function Memory Channels**
- ★ **Highly Visible Colour LCD Display**
- ★ **Illuminated Front Panel Controls**
- ★ **5 Channel Spacing Steps**
- ★ **Built-in Duplexer**
- ★ **Function Keys have Unique Audible Tone**
- ★ **Bell Function**
- ★ **Compact & Lightweight**

#### Accessories Included:

- ★ **Hand-held microphone**
- ★ **Mobile mounting bracket**
- ★ **Mounting hardware**
- ★ **Power cable**



**ALINCO**  
from MAPLIN  
the authorised  
distributor

This very high quality 2m/70cm FM dual band mobile transceiver has been specially designed to provide maximum performance and operating convenience in an ultra compact package. An impressive array of features gives maximum flexibility in mobile installations. The transceiver has an output power of 45W (VHF) 35W (UHF) and incorporates a high/low power switch. The unit is provided with 10 programmable memories. Channel spacing is in 5, 10, 12.5, 20 and 25kHz steps. There are four scanning modes:

1. VFO scanning of the entire band.
2. Memory scanning of selected memories.
3. Programmed band scanning of a selected segment of the band.
4. Priority scanning allows selection of a frequency, in VFO or memory, to serve as a priority frequency.

A duplexer is built-in so that when an antenna for both bands is in use, only one feeder cable for the transceiver is necessary.

The unit is supplied with a comprehensive instruction manual. It is illegal to transmit with this unit unless you hold a Radio Amateur's Class B (or A) licence.

**Quote Reference DBT50 £499.95**

## **PLUS TOP VALUE AMATEUR RADIO VHF FM Handheld 2m Transceiver**

- ★ **Ultra compact, lightweight design**
- ★ **6.5W Output Power**  
(with optional 12V battery pack)
- ★ **Simple Operation**
- ★ **Easy to See LCD Display**
- ★ **10 Channel Memories**
- ★ **Battery Save**
- ★ **Function Lock**
- ★ **Tone Burst**
- ★ **Amazing Compact Size Only 3×6×17 cm approx.**

A very high quality, lightweight, 2m handheld transceiver, incorporating many useful features. This transceiver is extremely simple to operate, most functions can be performed with one hand!

**Quote Reference AHT50 £219.95**

#### **12V Ni-Cad Battery Pack**

For use with either above hand-held transceivers.  
A 12V 700mAh battery pack with integral DC-DC converter which allows the transceiver to be powered from a car cigarette lighter socket.

A charger is also available for use with this pack.  
Battery Pack NBP13 £59.95 Charger NBC13 £14.95



#### **VHF/UHF FM Dual Band Handheld Transceiver**

- ★ **6W VHF/5W UHF Output Power**  
(with optional 12V battery pack)
- ★ **Cross Band Full Duplex Operation**
- ★ **Frequency selection by Direct Keyboard Entry or Step Up/Step Down**
- ★ **Automatic Battery Save Function**
- ★ **20 Memory Channels**
- ★ **Built-in DTMF Keypad and Encoder**
- ★ **Amazing Compact Size Only 3×6×19 cm approx.**

This unit is very compact and is one of the smallest dual band transceivers currently available. With the battery pack supplied output power is 2.5W for VHF and 2W for UHF. Frequency selection is either by direct keypad entry of the required frequency or by using step up/step down buttons in increments/decrements of 5kHz, 100kHz and 1MHz. An automatic battery save (ABS) function will extend battery life considerably. There are 20 memories (10 VHF and 10 UHF) for storing operating, offset and tone frequencies. The scanning facility has a priority function which has the ability to scan between chosen VHF and UHF frequencies. A 10dB RF attenuator is switch selectable and can be used in areas of high RF saturation.

**Quote Reference DHT50 £369.95**



## **Maplin ELECTRONICS**

P.O. Box 3, Rayleigh, Essex SS6 8LR.

### **CREDIT CARD HOTLINE**

## **0702 554161**



**PHONE BEFORE 5PM FOR SAME DAY DESPATCH**

or call in at a Maplin store in Birmingham, Bristol, Leeds, Hammersmith, Edgware, Manchester, Nottingham, Newcastle-upon-Tyne, Reading, Southampton and Southend-on-Sea.

Add 75p for carriage on all mail orders. If only ordering a catalogue, just add 50p carriage.

Subject to availability. Prices may change after May 1st 1990.

**SEE THE COMPLETE RANGE OF TRANSCEIVERS AND LOTS MORE IN OUR BUMPER 580-PAGE CATALOGUE ON SALE NOW AT ALL BRANCHES OF WHSMITH – PRICE £2.25!**